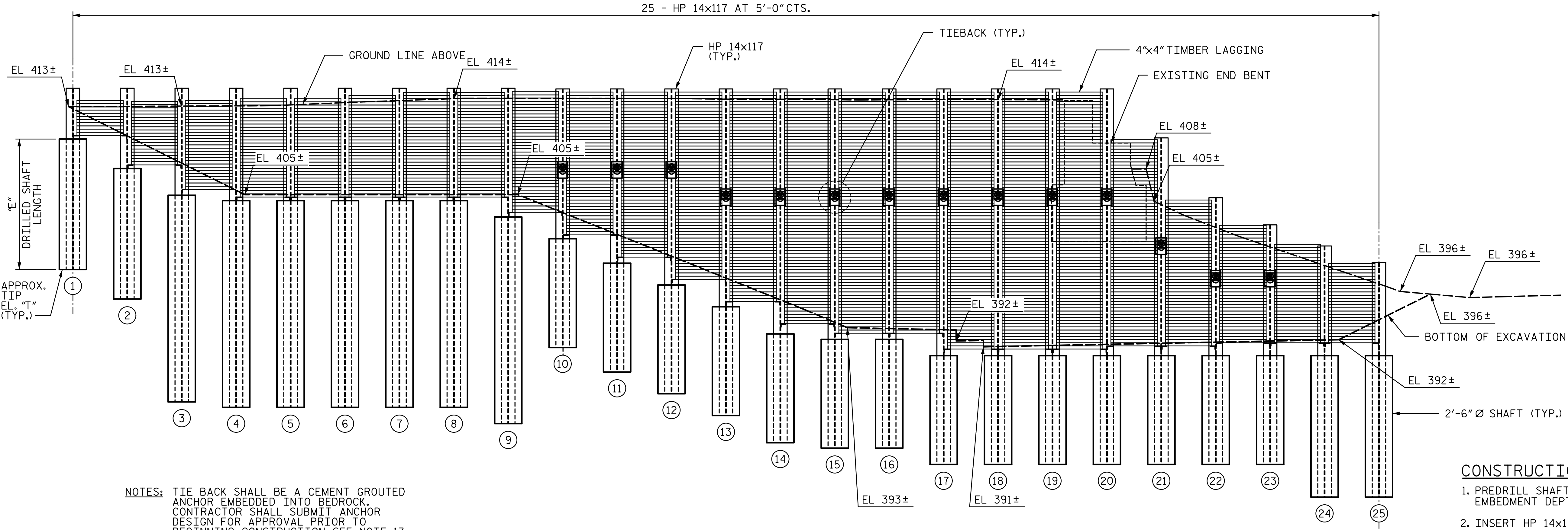


i:\PROJ\2513251\ustation\struct\Final\403_042_U3308_SML_TP503.dgn 3/30/2015 4:25 PM olveyac



NOTES: TIE BACK SHALL BE A CEMENT GROUTED ANCHOR EMBEDDED INTO BEDROCK. CONTRACTOR SHALL SUBMIT ANCHOR DESIGN FOR APPROVAL PRIOR TO BEGINNING CONSTRUCTION. SEE NOTE 13 ON SHEET 1 OF 5.
FOR DETAILS SEE SHEET 5 OF 5.

① PILE NUMBER

ELEVATION VIEW-SHORING 1
(VIEWED FROM FILL FACE)

SHORING 1 TABLE			
PILE	"T"	"E"	"H"
1	398.0±	12'-0"	
2	395.0±	12'-0"	
3	386.0±	19'-0"	
4	386.0±	19'-0"	
5	386.0±	19'-0"	
6	386.0±	19'-0"	
7	386.0±	19'-0"	
8	386.0±	19'-0"	
9	384.0±	19'-0"	
10	391.0±	10'-0"	6'-6"
11	388.0±	10'-0"	6'-6"
12	386.0±	10'-0"	6'-6"
13	384.0±	10'-0"	9'-0"
14	382.0±	10'-0"	9'-0"
15	381.0±	10'-0"	9'-0"
16	381.0±	10'-0"	9'-0"
17	380.0±	10'-0"	9'-0"
18	380.0±	10'-0"	9'-0"
19	380.0±	10'-0"	9'-0"
20	380.0±	10'-0"	9'-0"
21	380.0±	10'-0"	9'-0"
22	380.0±	10'-0"	7'-0"
23	380.0±	10'-0"	4'-0"
24	377.0±	13'-0"	
25	377.0±	13'-0"	

SEE SHEET 5 OF 5 FOR DIMENSIONS "E" AND "H".

CONSTRUCTION SEQUENCE SHORING 1:

1. PREDRILL SHAFT HOLE TO THE REQUIRED EMBEDMENT DEPTH SHOWN ON PLANS.
2. INSERT HP 14x117 INTO PREDRILLED HOLES AND FILL WITH CONCRETE AS DETAILED IN THE TYPICAL SECTION. FILL REMAINING SHAFT WITH EXCAVATABLE FLOWABLE FILL TO GROUND LINE.
3. EXCAVATE ONLY AS REQUIRED TO A MAXIMUM DEPTH OF 5'-0" TO INSTALL AND/OR ADVANCE TIMBER LAGGING.
4. INSTALL TIEBACK ANCHORS AS DETAILED BEFORE EXCAVATION HEIGHT EXCEEDS 10'-0".
5. CONTINUE EXCAVATION AS REQUIRED TO INSTALL AND/OR ADVANCE TIMBER LAGGING TO BOTTOM OF EXCAVATION TO A MAXIMUM OF 23'.

REMOVAL SEQUENCE SHORING 1:

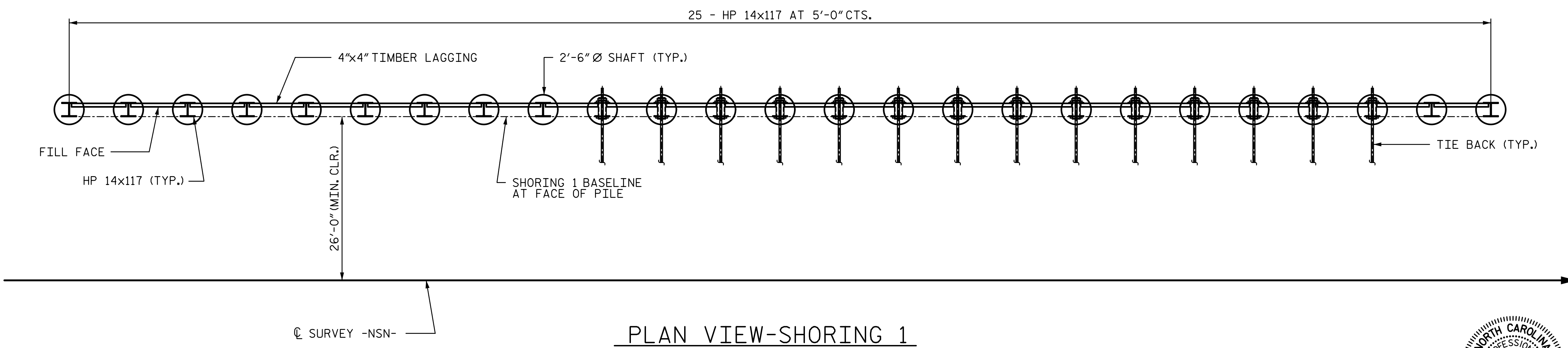
1. EXCAVATE AND REMOVE TIMBER LAGGING.
2. EXCAVATE TO 4' BELOW TIEBACK/PILE CONNECTION OR PROPOSED GROUND LINE.
3. REMOVE TIEBACKS AS NECESSARY.
4. EXCAVATE TO PROPOSED GROUND LINE.
5. REMOVE PILES AND TIEBACK ANCHORS TO 2' BELOW PROPOSED GROUND LINE.

PROJECT NO. U-3308
DURHAM COUNTY
 STATION: POT 24+09.63 -LALT-
POT 21+11.43 -NSN-

SHEET 3 OF 5


STATE OF NORTH CAROLINA
 DEPARTMENT OF TRANSPORTATION
 RALEIGH

TEMPORARY SHORING



PLAN VIEW-SHORING 1
(FOR SHORING LOCATION, SEE SHEET 1 OF 5)

NOTES:
 1. FOR NOTES SEE SHEET 1 OF 5.



3/31/2015

STV / Ralph Whitehead Associates, Inc.
 900 W Trade Street, Suite 715
 Charlotte, NC 28202
 NC License No. F-0991

DOCUMENT NOT CONSIDERED FINAL
 UNLESS ALL SIGNATURES COMPLETED

DRAWN BY: TRL DATE: 6-14
 CHECKED BY: PEK DATE: 6-14

REVISIONS				SHEET NO.	
NO.	BY:	DATE:	NO.	BY:	DATE:
1			3		
2			4		

TOTAL SHEETS: 44