

SEE TMP-24

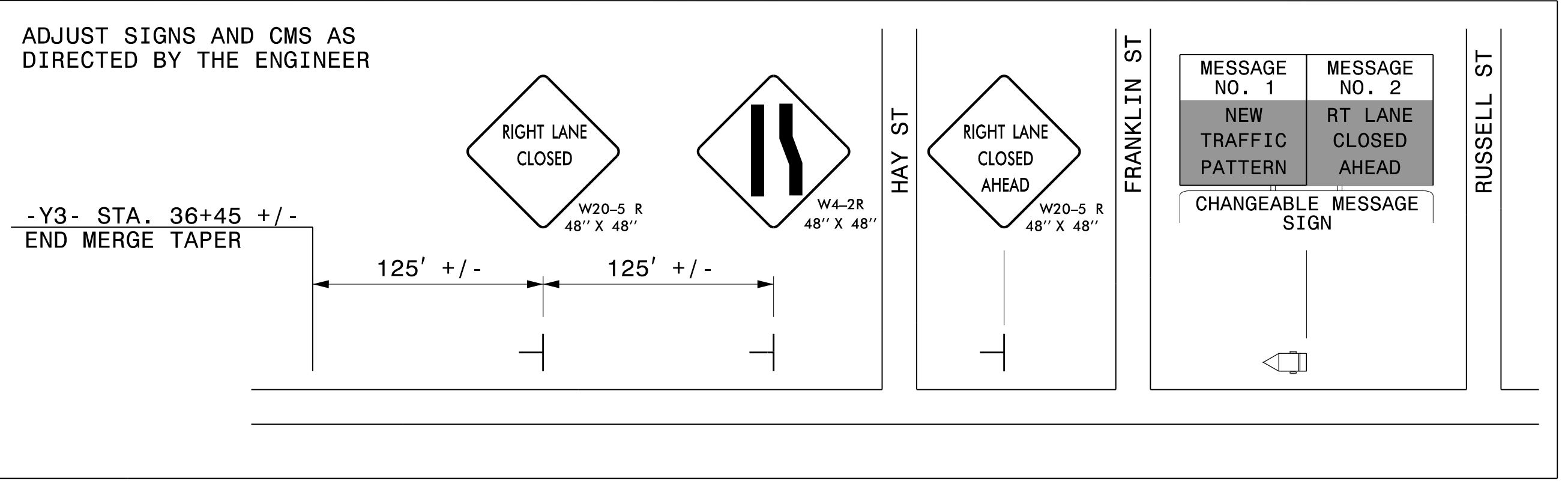
MATCHLINE -Y3- STA. 24+00  
 MATCHLINE -Y3- STA. 16+00  
 -DR- 1-1-1


WEDGE AS NECESSARY TO COMPLETE TIE-IN TO EXISTING

-Y3- STA. 30+50 +/-  
 END CONSTRUCTION, STEP 4


-Y3- STA. 34+00 +/-  
 BEGIN MERGE TAPER

-Y3- STA. 36+45 +/-  
 END MERGE TAPER




APPROVED:   
 DATE: 3/30/2016

SEAL



**DOCUMENT NOT CONSIDERED FINAL UNLESS ALL SIGNATURES COMPLETED**



**PHASE 2  
 STEP 4**

PLOT DRIVER: NCDOT\_pdf\_color\_eng\_100.plt  
 USER: charnden  
 DATE: 3/28/2016  
 TIME: 10:28:11 AM  
 FILE: pw:\PWAPP\TPA01\SouthEast-Tampa\Documents\000166\CON0079759\00000000020964\06.00\_Project\Design\B-4490\TrafficControl\TCP\B-4490\_TMP\_TMP-25.dgn