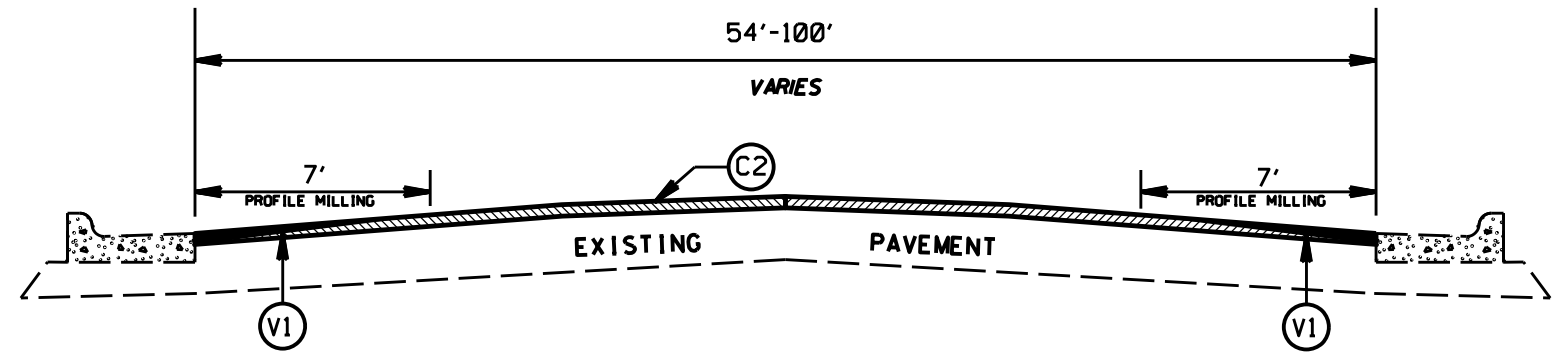


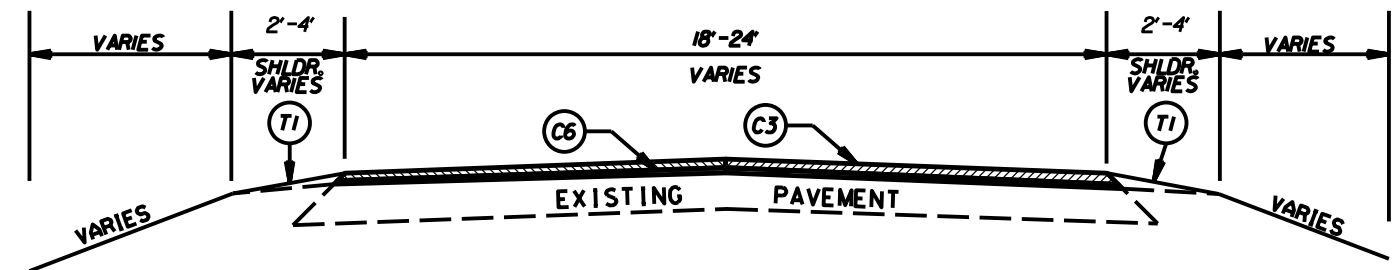
PAVEMENT SCHEDULE

C1	PROP. APPROX. 1.0" ASPHALT CONCRETE SURFACE COURSE, TYPE SF9.5A, AT AN AVERAGE RATE OF 110 LBS. PER SQ. YD.
C2	PROP. APPROX. 1.5" ASPHALT CONCRETE SURFACE COURSE, TYPE S9.5B, AT AN AVERAGE RATE OF 168 LBS. PER SQ. YD.
C3	PROP. APPROX. 2.0" ASPHALT CONCRETE SURFACE COURSE, TYPE S9.5B, AT AN AVERAGE RATE OF 224 LBS. PER SQ. YD.
C4	PROP. APPROX. 1.5" ASPHALT CONCRETE SURFACE COURSE, TYPE S9.5C, AT AN AVERAGE RATE OF 168 LBS. PER SQ. YD.
C5	PROP. APPROX. 2.0" ASPHALT CONCRETE SURFACE COURSE, TYPE S9.5C, AT AN AVERAGE RATE OF 224 LBS. PER SQ. YD.
C6	PROP. ASPHALT SURFACE TREATMENT, MATCOAT #67, AT AN AVERAGE RATE OF 38 LBS. PER SQ. YD. (STONE) AND 0.40 GALLONS PER SQ. YD. (LIQUID ASPHALT)
C7	PROP. ASPHALT SURFACE TREATMENT, MATCOAT #78M, AT AN AVERAGE RATE OF 18 LBS. PER SQ. YD. (STONE) AND 0.35 GALLONS PER SQ. YD. (LIQUID ASPHALT)
C8	PROP. ASPHALT SURFACE TREATMENT, TRIPLE SEAL; BOTTOM LAYER #78M 18 LBS/SY, 0.30 GALS./SY; MIDDLE LAYER #78M STONE AT 15 LBS/SY, 0.24 GALS./SY; TOP LAYER #14 STONE AT 10 LBS./SY, 0.25 GALS./SY
C9	PROP. APPROX. 2.0" ASPHALT CONCRETE SURFACE COURSE, TYPE SF9.5A, AT AN AVERAGE RATE OF 220 LBS. PER SQ. YD.
D1	PROP. APPROX. 2.5" ASPHALT CONCRETE INTERMEDIATE COURSE, TYPE I19.0B AT AN AVERAGE RATE OF 285 LBS. PER SQ. YD.
D2	PROP. APPROX. 2.5" ASPHALT CONCRETE INTERMEDIATE COURSE, TYPE I19.0C AT AN AVERAGE RATE OF 285 LBS. PER SQ. YD.
F1	PROPOSED FULL DEPTH RECLAMATION AT A DEPTH OF 12 INCHES WITH PORTLAND CEMENT TREATED BASE AT AN AVERAGE RATE OF 77 LBS/SY
F2	PROPOSED FULL DEPTH RECLAMATION AT A DEPTH OF 12 INCHES WITH PORTLAND CEMENT TREATED BASE AT AN AVERAGE RATE OF 53 LBS/SY
N1	PAVEMENT INTERLAYER
T1	SHOULDER RECONSTRUCTION
V1	PROFILE MILLING 0" TO 1.5"
V2	PROFILE MILLING 0" TO 2.0"
V3	MILLING 1.5" DEPTH
V4	MILLING 2.0" DEPTH

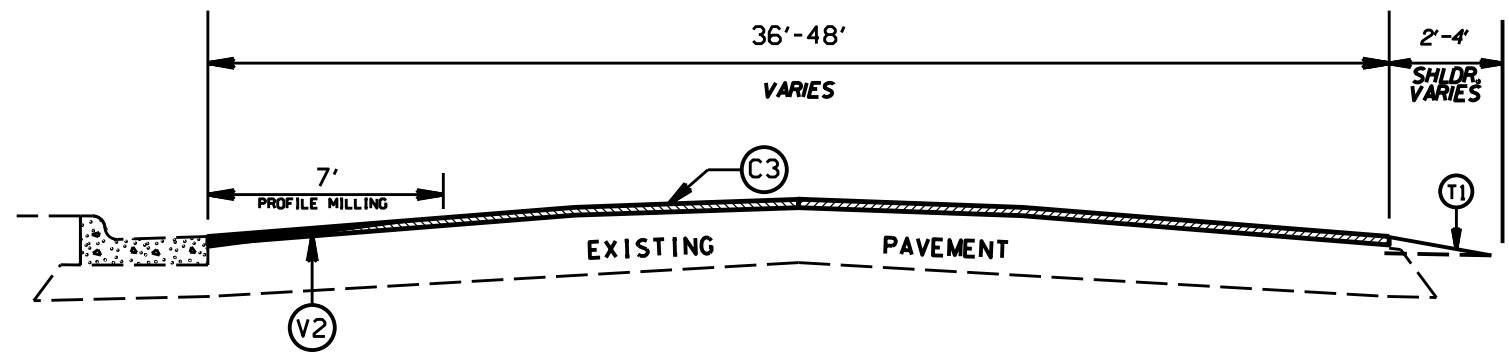
STATE	PROJECT NO.	SHEET NO.	TOTAL SHEETS
N.C.		23	
WBS NO.	2016CPTJ0.22J0601.2, ETC.		



TYPICAL SECTION NO. 13



TYPICAL SECTION NO. 14



TYPICAL SECTION NO. 15

2016/2017 MECKLENBURG COUNTY RESURFACING

SCALE	-NA-		REVISIONS
DATE	4/16		
DWG. BY	TJP		
DESIGN BY	TJP		
APPROVED	WAT		