

**This electronic collection of documents is provided  
for the convenience of the user  
and is Not a Certified Document –**

**The documents contained herein were originally issued  
and sealed by the individuals whose names and license  
numbers appear on each page, on the dates appearing  
with their signature on that page.**

**This file or an individual page  
shall not be considered a certified document.**

**STATE OF NORTH CAROLINA  
DEPARTMENT OF TRANSPORTATION**

**SIGNING PLAN  
GUILFORD COUNTY**

**LOCATION: BRIDGE NO. 208 OVER LITTLE ALAMANCE CREEK ON SR 3051 (KNOX RD)**

PROJECT REFERENCE NO. B-4961	SHEET NO. SIGN-1
APPROVED: <small>DocuSigned by: Ronald W. King 0698D7A8577CADC...</small>	
DATE: 2/25/2016	
SEAL 	
<b>DOCUMENT NOT CONSIDERED FINAL UNLESS ALL SIGNATURES COMPLETED</b>	

**T.I.P.: B-4961**

**CONTRACT: C203808**

**GENERAL NOTES**

- . SIGNS FURNISHED BY STATE
- . CONFIRM IN WRITING AT LEAST 4 MONTHS IN ADVANCE, THE ACTUAL DATE THE DEPARTMENT FURNISHED SIGNS WILL BE REQUIRED.
- . ALL TYPE 'D' SIGNS SHALL BE MOUNTED ON TWO U-CHANNEL POSTS UNLESS OTHERWISE INDICATED ON THE PLANS.
- . IF REMOVAL OR RELOCATION OF SIGNS ON PRIVATE STREET (NON-STATE MAINTAINED) IS REQUIRED DUE TO CONSTRUCTION, THE CONTRACTOR SHALL INFORM THE ENGINEER. THE WORK WILL BE COMPLETED BY OTHERS.
- . WHEN NOT STATIONED OR DIMENSIONED ON PLANS, ALL 'E' AND 'F' SIGNS SHALL BE FIELD LOCATED BY THE ENGINEER
- . ALL EXISTING SIGNS ON "U" CHANNEL POST WITHIN THE PROJECT LIMITS SHALL BE REMOVED AND DISPOSED OF UNLESS OTHERWISE NOTED ON PLANS.
- . WHEN EXISTING SIGNS ARE REMOVED AND INSTALLED ON NEW SUPPORTS, THE RE-ERECTION SHALL IMMEDIATELY FOLLOW THE REMOVAL.
- . THE BACKGROUND FOR TYPE E & F SIGNS SHALL BE TYPE C REFLECTIVE SHEETING.
- . SEE ROADWAY PLANS FOR GUARD/GUIDE RAIL DETAILS.

**SUMMARY OF QUANTITIES**

ITEM NO.		ITEM DESCRIPTION	QUANTITY	UNIT
DESC. NO.	SECT. NO.			
4072000000	903	SUPPORTS, 3 LB STEEL U-CHANNEL	90	L.F.
4096000000	904	SIGN ERECTION, TYPE D	2	EA.
4102000000	904	SIGN ERECTION, TYPE E	1	EA.
4155000000	907	DISPOSAL OF SIGN SYSTEM, U-CHANNEL	7	EA.

**ROADWAY STANDARD DRAWING**


THE FOLLOWING ROADWAY STANDARDS AS APPEAR IN "ROADWAY STANDARD DRAWINGS" - PROJECT SERVICES UNIT - N.C. DEPARTMENT OF TRANSPORTATION - RALEIGH, N.C., DATED JANUARY 2012 ARE APPLICABLE TO THIS PROJECT AND BY REFERENCE HEREBY ARE CONSIDERED A PART OF THESE PLANS:

STD. NO.	TITLE
904.10	ORIENTATION OF GROUND MOUNTED SIGNS
904.50	MOUNTING OF TYPE 'D', 'E' AND 'F' SIGNS ON 'U' CHANNEL POSTS

PLAN PREPARED BY: N.C.D.O.T. SIGNING AND DELINEATION UNIT

RENEE B. ROACH, P.E. SIGNING & DELINEATION REGIONAL ENGINEER


STACEY W. JOHNS SIGNING & DELINEATION DESIGN ENGINEER



SIGN NUMBER: 301,302 TYPE: D QUANTITY: 2 SIGN WIDTH: 4'-0" HEIGHT: 3'-0" TOTAL AREA: 12.0 Sq.Ft. BORDER TYPE: FLUSH RECESS: 0" WIDTH: 0.75" RADII: 3" NO. Z BARS: LENGTH:	BACKG COLOR: Green COPY COLOR: White SYMBO L X Y WID HT MAT'L: 0.125" (3.2 mm) ALUMINUM	DESIGN BY: S JOHNS PROJECT ID: B-4961 CHECKED BY: R ROACH LOCATION: GUILFORD CO. - SR 3051(KNOX RD) Fe b 08, 2016 DIV: 7																																																																																																		
USE NOTES: 1,2 1. Legend and border(except those that are colored black) shall be direct applied Grade C sheeting. 2. Background shall be Grade C reflective sheeting.																																																																																																				
Spacing Factor is 1 unless specified otherwise																																																																																																				
LETTER POSITIONS Letter spacings are to start of next letter																																																																																																				
<table border="1" style="width: 100%; border-collapse: collapse; text-align: center;"> <thead> <tr> <th colspan="11">Letter spacings are to start of next letter</th> <th>Series/Size</th> </tr> <tr> <th colspan="11"></th> <th>Text Length</th> </tr> </thead> <tbody> <tr> <td>L</td><td>i</td><td>t</td><td>t</td><td>l</td><td>e</td><td colspan="5"></td><td>D 2000</td> </tr> <tr> <td>15.4</td><td>4.5</td><td>1.6</td><td>2.5</td><td>3.1</td><td>1.9</td><td>3.5</td><td>15.4</td><td colspan="3"></td><td>17.2</td> </tr> <tr> <td>A</td><td>l</td><td>a</td><td>m</td><td>a</td><td>n</td><td>c</td><td>e</td><td colspan="4"></td><td>D 2000</td> </tr> <tr> <td>6.2</td><td>5.9</td><td>1.9</td><td>4.6</td><td>6.8</td><td>4.6</td><td>4.4</td><td>4.1</td><td>3.5</td><td>6.1</td><td colspan="2">35.7</td> </tr> <tr> <td>c</td><td>r</td><td>e</td><td>e</td><td>k</td><td colspan="6"></td><td>D 2000</td> </tr> <tr> <td>13.8</td><td>5.3</td><td>2.8</td><td>4.1</td><td>4.4</td><td>3.8</td><td>13.8</td><td colspan="5"></td><td>20.4</td> </tr> </tbody> </table>			Letter spacings are to start of next letter											Series/Size												Text Length	L	i	t	t	l	e						D 2000	15.4	4.5	1.6	2.5	3.1	1.9	3.5	15.4				17.2	A	l	a	m	a	n	c	e					D 2000	6.2	5.9	1.9	4.6	6.8	4.6	4.4	4.1	3.5	6.1	35.7		c	r	e	e	k							D 2000	13.8	5.3	2.8	4.1	4.4	3.8	13.8						20.4
Letter spacings are to start of next letter											Series/Size																																																																																									
											Text Length																																																																																									
L	i	t	t	l	e						D 2000																																																																																									
15.4	4.5	1.6	2.5	3.1	1.9	3.5	15.4				17.2																																																																																									
A	l	a	m	a	n	c	e					D 2000																																																																																								
6.2	5.9	1.9	4.6	6.8	4.6	4.4	4.1	3.5	6.1	35.7																																																																																										
c	r	e	e	k							D 2000																																																																																									
13.8	5.3	2.8	4.1	4.4	3.8	13.8						20.4																																																																																								
FILENAME: Sign Design NORTH CAROLINA D.O.T. SIGN DETAIL																																																																																																				

**'E' SIGN**

(401) QUANTITY REQ'D 1



36 X 36  
R1-1

ONE "U" POST PER SIGN

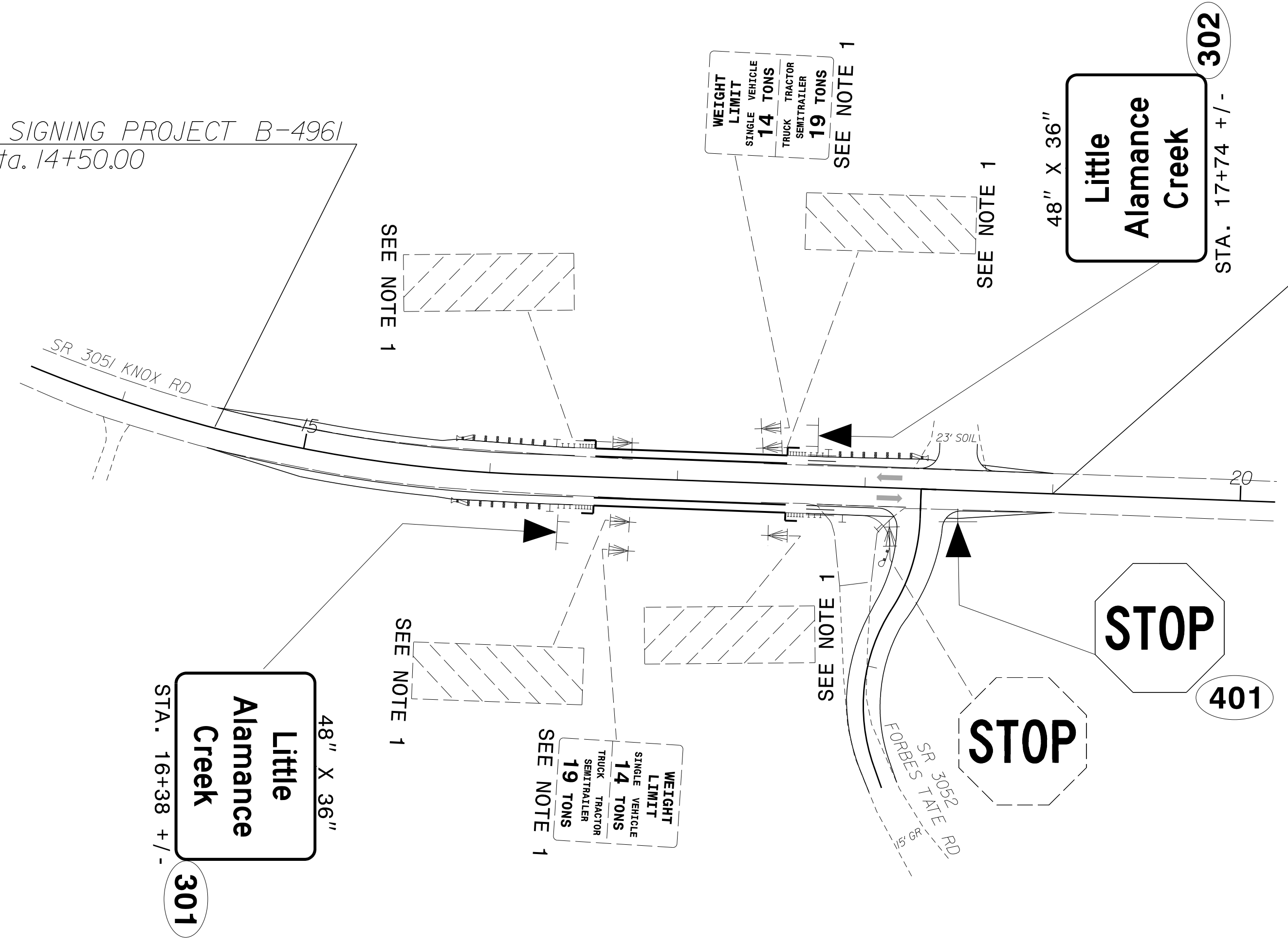
**INDEX**

SHEET NO.	DESCRIPTION
SIGN-1	TITLE SHEET
SIGN-2	E SHEETS
SIGN-3	SIGN DETAIL SHEET

NAD 83/NSRS 2007

BEGIN SIGNING PROJECT B-4961  
-L- Sta. 14+50.00

END SIGNING PROJECT B-4961  
-L- Sta. 19+00.00



**PAY ITEM NOTES**

1	DISPOSAL OF SIGN SYSTEM, U-CHANNEL
---	------------------------------------

**SIGN DETAIL SHEET**

2/25/2016 P:\TIP\Projects-B\B4961\Traffic\Signing\CADD\Signing Layout Plans\B-4961\_Sgn\_1.dgn