DocuSign Envelope ID: 34E2C66B-7797-4AB6-9BD3-31F0D6E698EB

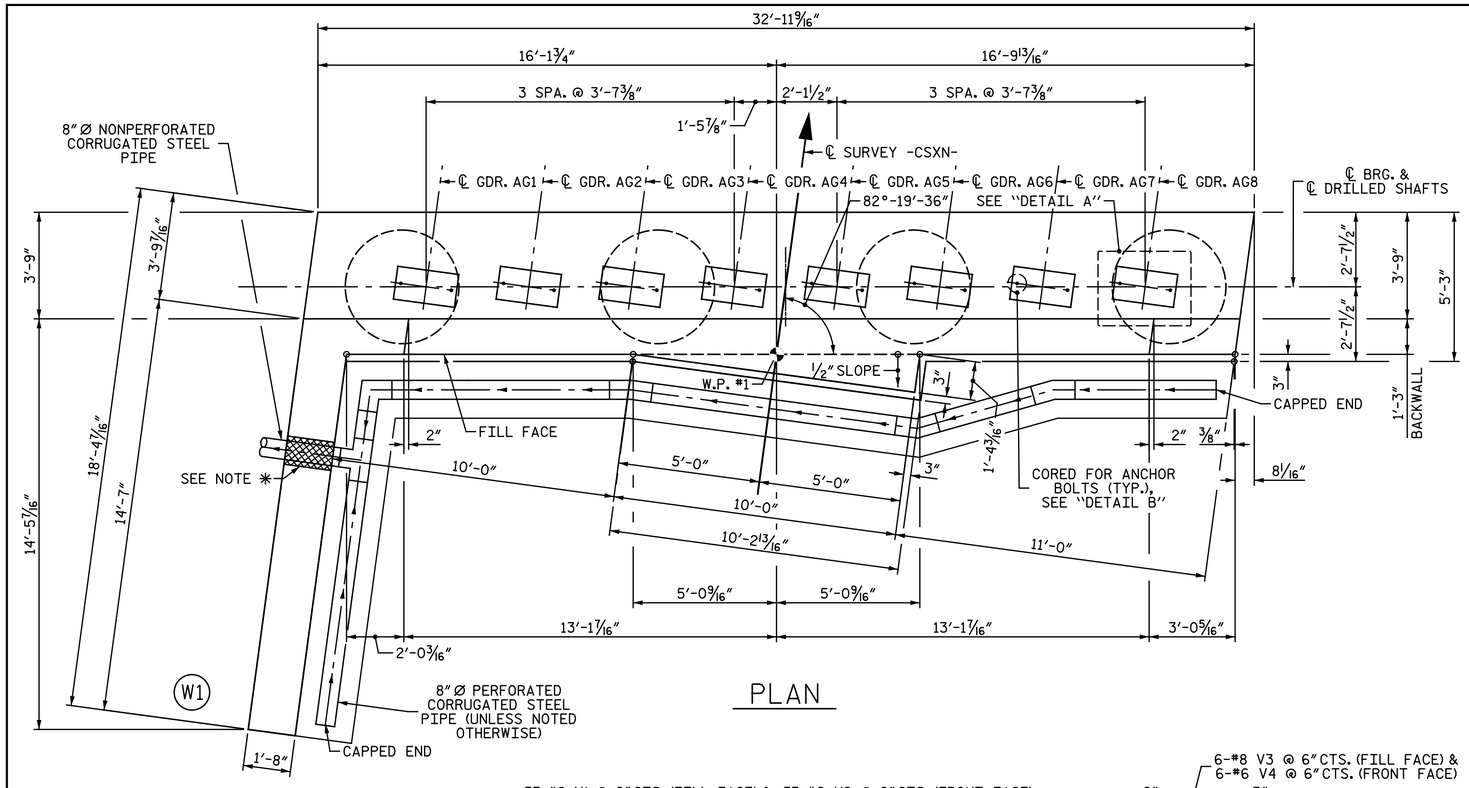

PLAN

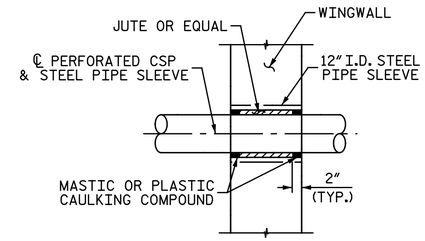

SECTION THRU WING

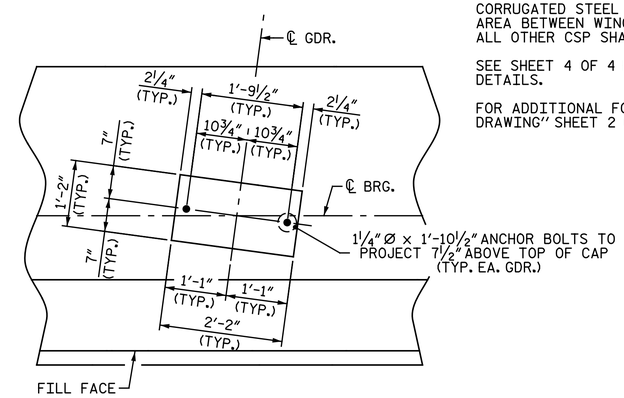

DETAIL A

NOTES:

FOR "SECTION A-A", SEE SHEET 4 OF 4.

FOR "SECTION B-B", SEE SHEET 4 OF 4.

✱ 12" Ø I.D. STEEL PIPE SLEEVE (3/8" WALL THICKNESS) TO BE FLUSH WITH BOTH FACES OF WING. FIELD BEND REINFORCING STEEL AS NECESSARY TO PROVIDE FOR SLEEVE. SEE "SECTION THRU WING" FOR DETAILS. INSTALL CSP WITH A MINMUM OF 1/8"/1' SLOPE.

STIRRUPS IN CAP MAY BE SHIFTED AS NECESSARY TO CLEAR ANCHOR BOLTS.

PAYMENT FOR PIPE SLEEVE INSERT IS CONSIDERED INCIDENTAL TO THE CONSTRUCTION OF THE ABUTMENT.

DAMPPROOFING LIMITS: BACK OF BACKWALL, BACK OF ABUTMENT SEAT, AND BACK OF WINGWALLS.

FOR PIPE SLEEVE INSERTS, SEE SPECIAL PROVISIONS FOR STRUCTURE DRAINAGE SYSTEM.

CORRUGATED STEEL PIPE LOCATED IN DRAINAGE AREA BETWEEN WINGS SHALL BE PERFORATED. ALL OTHER CSP SHALL BE NON-PERFORATED.

SEE SHEET 4 OF 4 FOR ADDITIONAL NOTES AND DETAILS.

FOR ADDITIONAL FOUNDATION NOTES, SEE "GENERAL DRAWING" SHEET 2 OF 5.

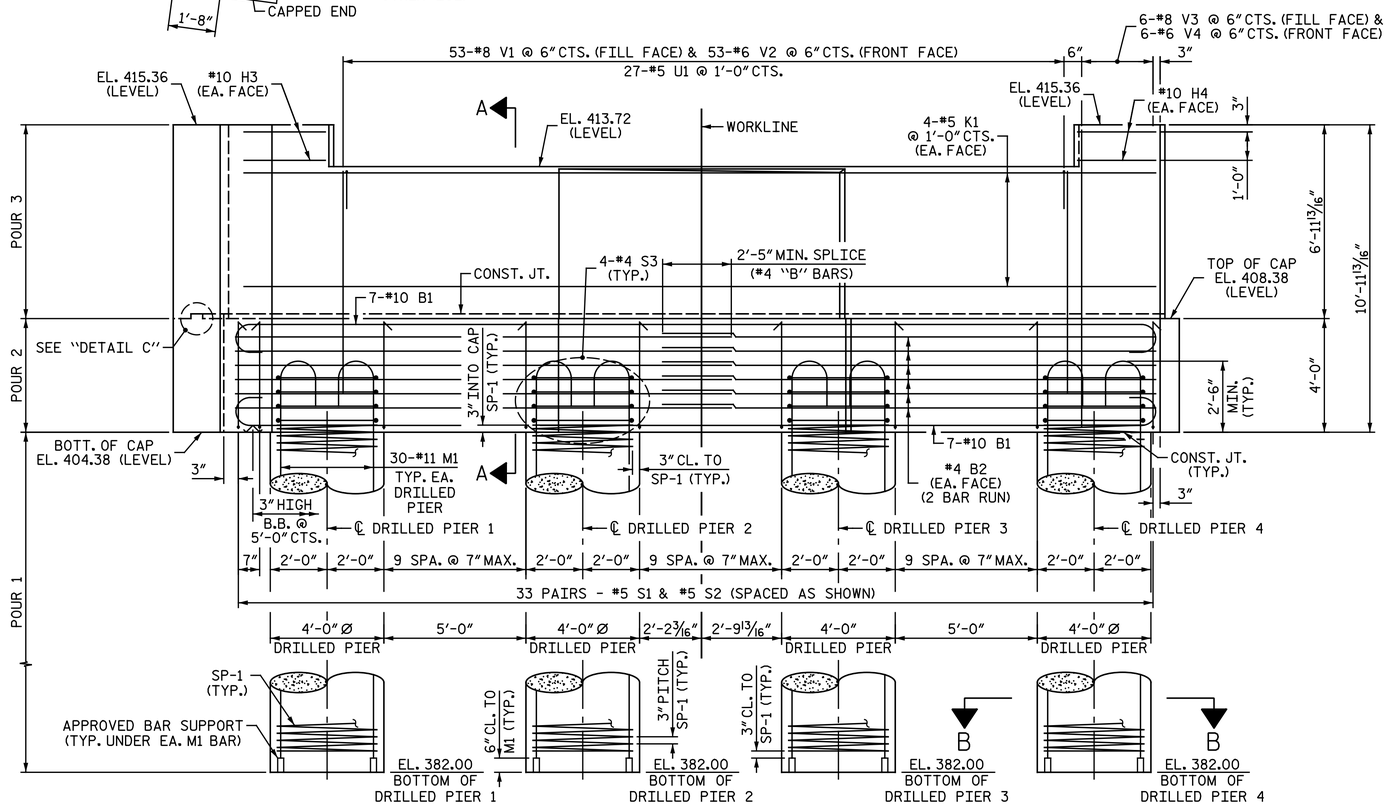

ELEVATION

8" Ø PERFORATED CORRUGATED PIPE DRAIN NOT SHOWN FOR CLARITY.

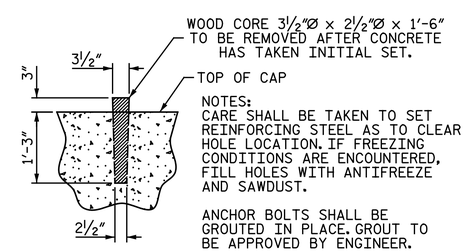

DETAIL B

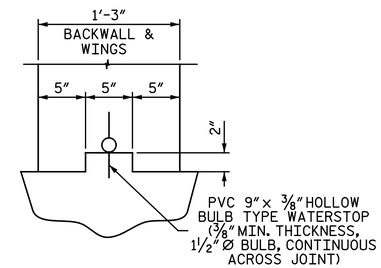

DETAIL C

PROJECT NO. U-3308

DURHAM COUNTY

STATION: 24+55.20 -LALT- / 13+22.18 -CSXN-

SHEET 1 OF 4

STATE OF NORTH CAROLINA
DEPARTMENT OF TRANSPORTATION
RALEIGH

SUBSTRUCTURE

ABUTMENT 1

NORTH CAROLINA PROFESSIONAL SEAL 25911 ENGINEER DUAIN G. HATHAWAY

DocuSigned by: Duain Hathaway 2B37B8D7D0A4401...

5/3/2016

Michael Baker INTERNATIONAL

Michael Baker Engineering
8000 Regency Parkway, Suite 600
Cary, North Carolina 27518
NC License No.: F-1084

REVISIONS						
NO.	BY:	DATE:	NO.	BY:	DATE:	
1			3			
2			4			

SHEET NO. S4-28

TOTAL SHEETS 68

DRAWN BY: M. D. MAYHEW DATE: 3-6-14
CHECKED BY: S. A. DENNEY DATE: 3-11-14

cmayhew 5/3/2016 9:37:13 AM
Filename: Y:\Projects\NCDOT\U-3308\Structures\Dwgs\Find\404_028_U3308_SMU_AB101.dgn

SITE 4