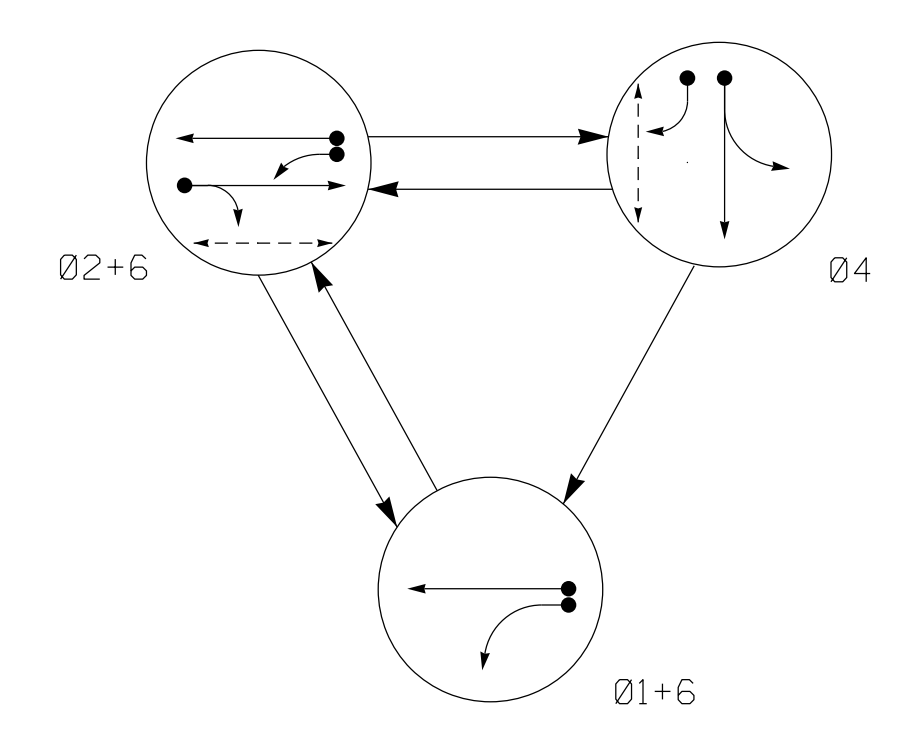


PHASING DIAGRAM



EV PREEMPT PHASES

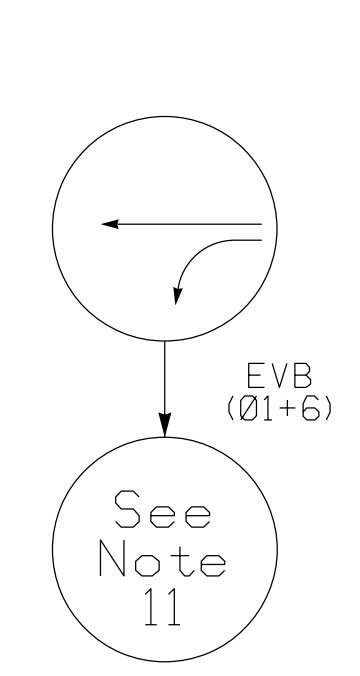
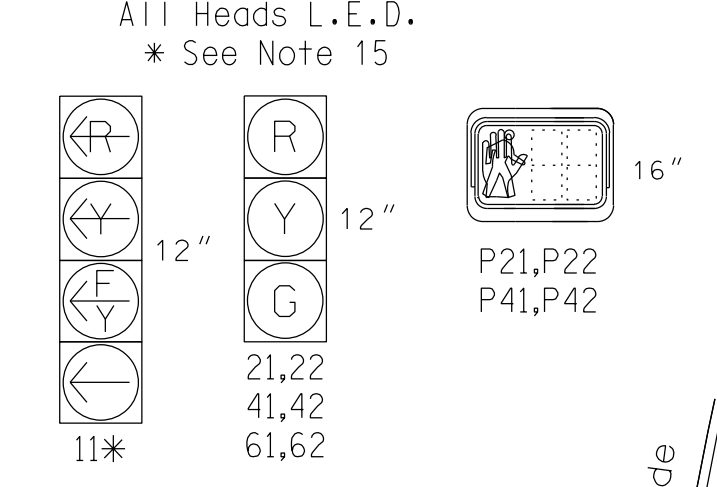


TABLE OF OPERATION table with columns for SIGNAL FACE, PHASE, and timing details.

SIGNAL FACE I.D.



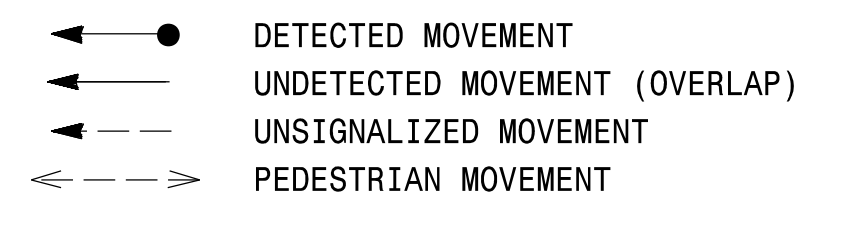
2033 SOFTWARE w/ 2070 CONTROLLER LOOP & DETECTOR UNIT INSTALLATION CHART

Installation chart table with columns for LOOP NO., SIZE, TURNS, DIST. FROM STOPBAR, and DETECTOR PROGRAMMING attributes.

3 Phase Fully Actuated w/ EV Preemption (Durham Signal System) NOTES

- 15 numbered notes detailing installation and operation requirements for the signal system.

PHASING DIAGRAM DETECTION LEGEND

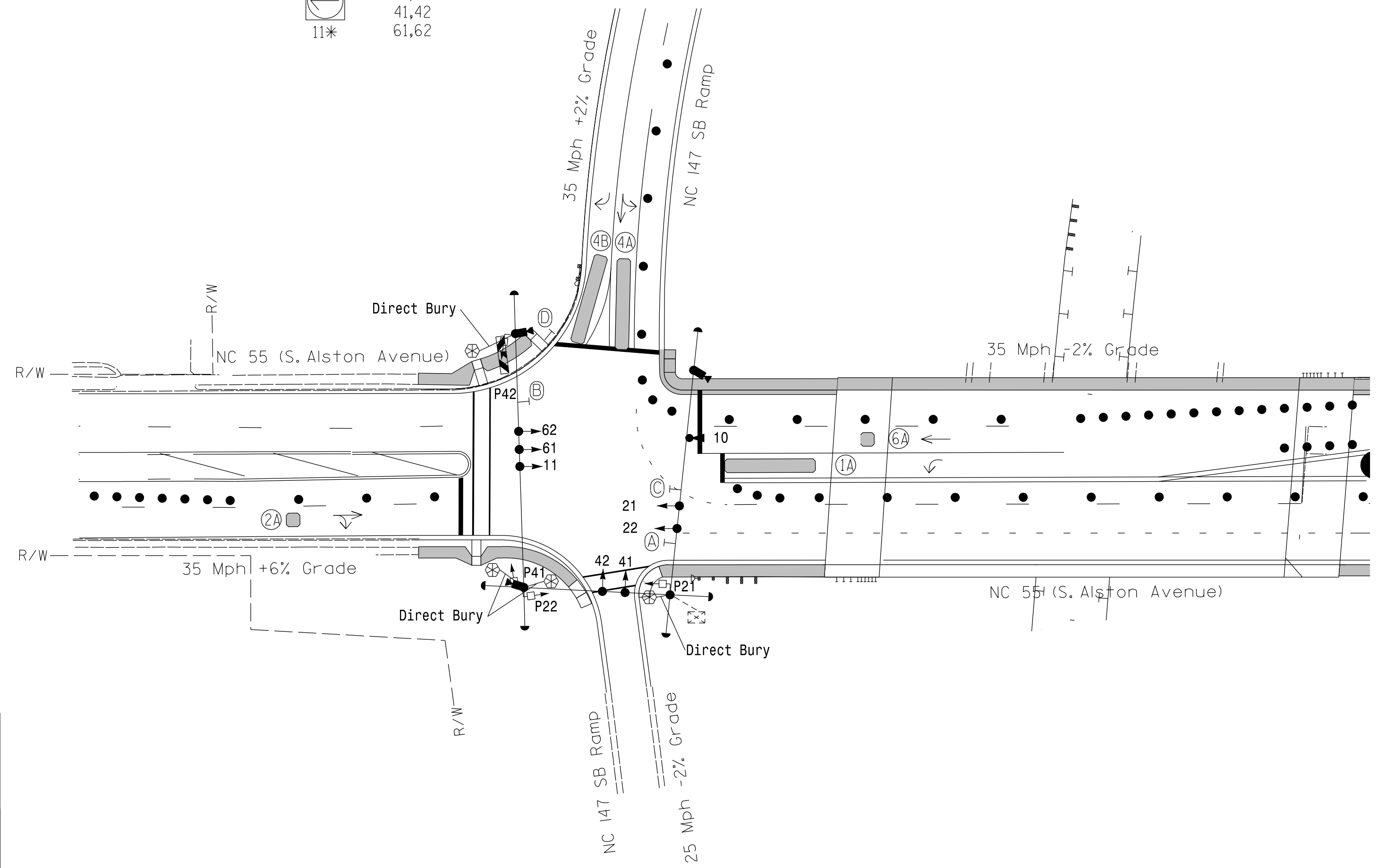


2033 EV PREEMPTION table with columns for FUNCTION and EVB (SECONDS).

* See Timing Chart for Min Ped Clearance ** Program Timing on Optical Detector Unit

TIMING CHART table with columns for PHASE, 01, 02, 04, and 06, and various timing parameters like MINIMUM INITIAL, VEHICLE EXTENSION, etc.

* These values may be field adjusted. Do not adjust Min Green and Extension times for phases 2 and 6 lower than what is shown.



LEGEND table defining symbols for PROPOSED and EXISTING elements like Traffic Signal Head, Pedestrian Signal Head, Inductive Loop Detector, etc.

Signal Upgrade - Temporary Design 5 (TMP Phase 3)

SEPI ENGINEERING & CONSTRUCTION logo and contact information: 1025 Wade Avenue, Raleigh, NC 27605.

Professional Engineer seal for J. Hochanadel, State of North Carolina, License No. 28430.

Project information: NC 55 (South Alston Avenue) at NC 147 SB Ramps, Durham County, Durham. Includes plan date, prepared by, and reviewed by.

Professional Engineer seal for J. Hochanadel, State of North Carolina, License No. 28430.

Vertical text on the left margin: 3/20/2015 G:\IT\anp\p\1011\1011.dwg