
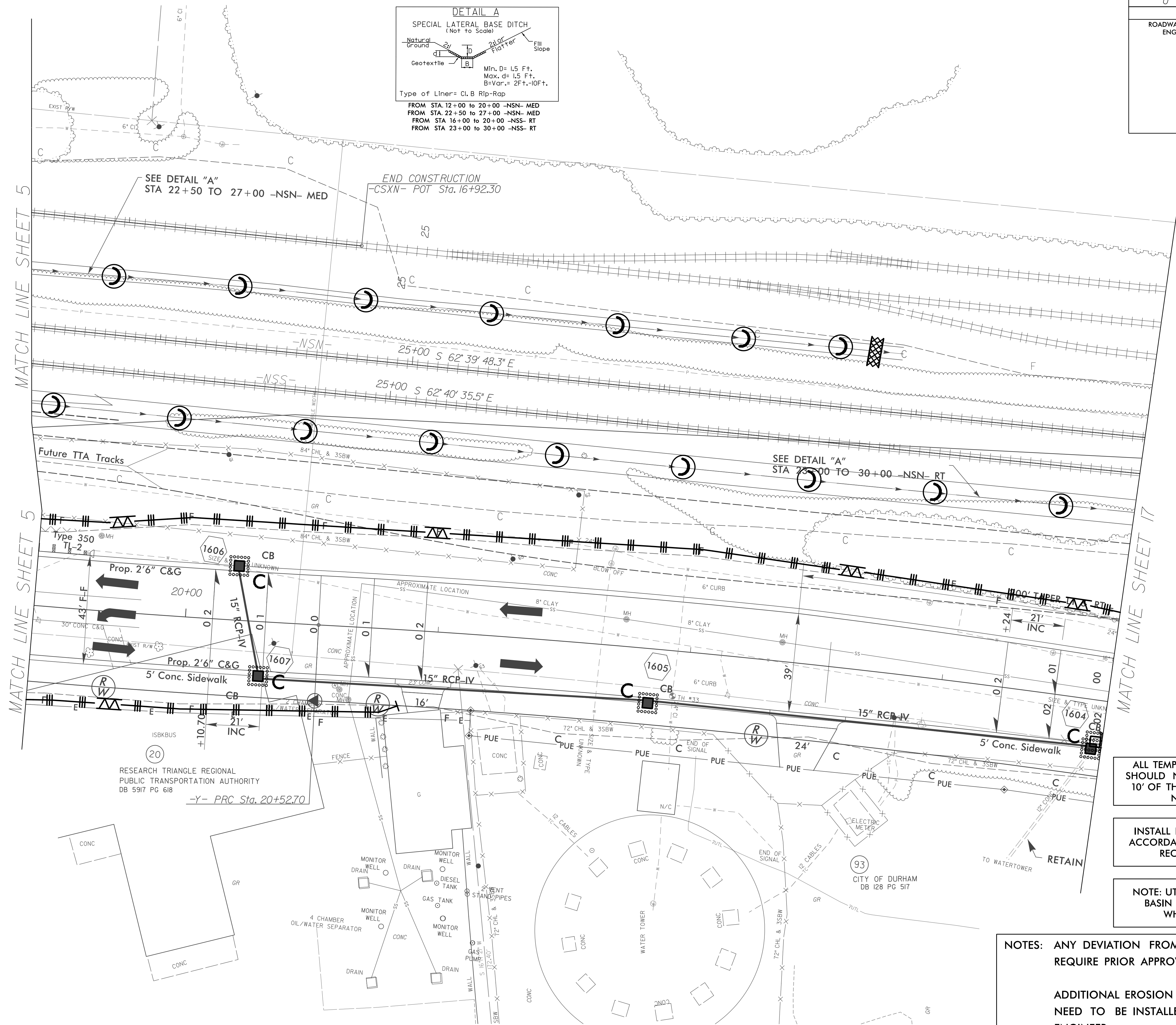
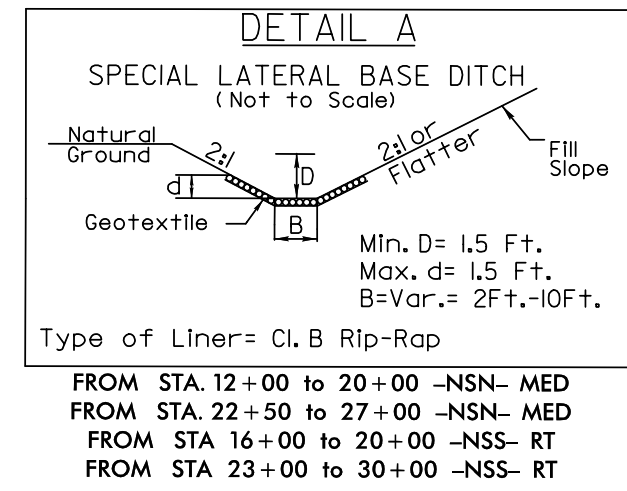


RW Revision 6/1/14 JCL
 Removed Permanent Utility Easement (PUE) from Parcel 20.

PROJECT REFERENCE NO. U-3308	SHEET NO. EC-37/CONST-16
RW SHEET NO.	
ROADWAY DESIGN ENGINEER	HYDRAULICS ENGINEER



- ALL TEMPORARY E&S MEASURES SHOULD NOT BE PLACED WITHIN 10' OF THE CENTERLINE OF THE NEAREST TRACK
- INSTALL INLET PROTECTION IN ACCORDANCE WITH ENGINEER'S RECOMMENDATIONS
- NOTE: UTILIZE SPECIAL STILLING BASIN AS STILLING BASIN WHERE APPLICABLE

NOTES: ANY DEVIATION FROM OPTIONS GIVEN WILL REQUIRE PRIOR APPROVAL BY ENGINEER.

ADDITIONAL EROSION CONTROL DEVICES MAY NEED TO BE INSTALLED AS DIRECTED BY THE ENGINEER.

8/17/99
 4/13/2015
 R:\Projects\3308\EC\3308_rdu_EC_psl6.dgn
 onshore