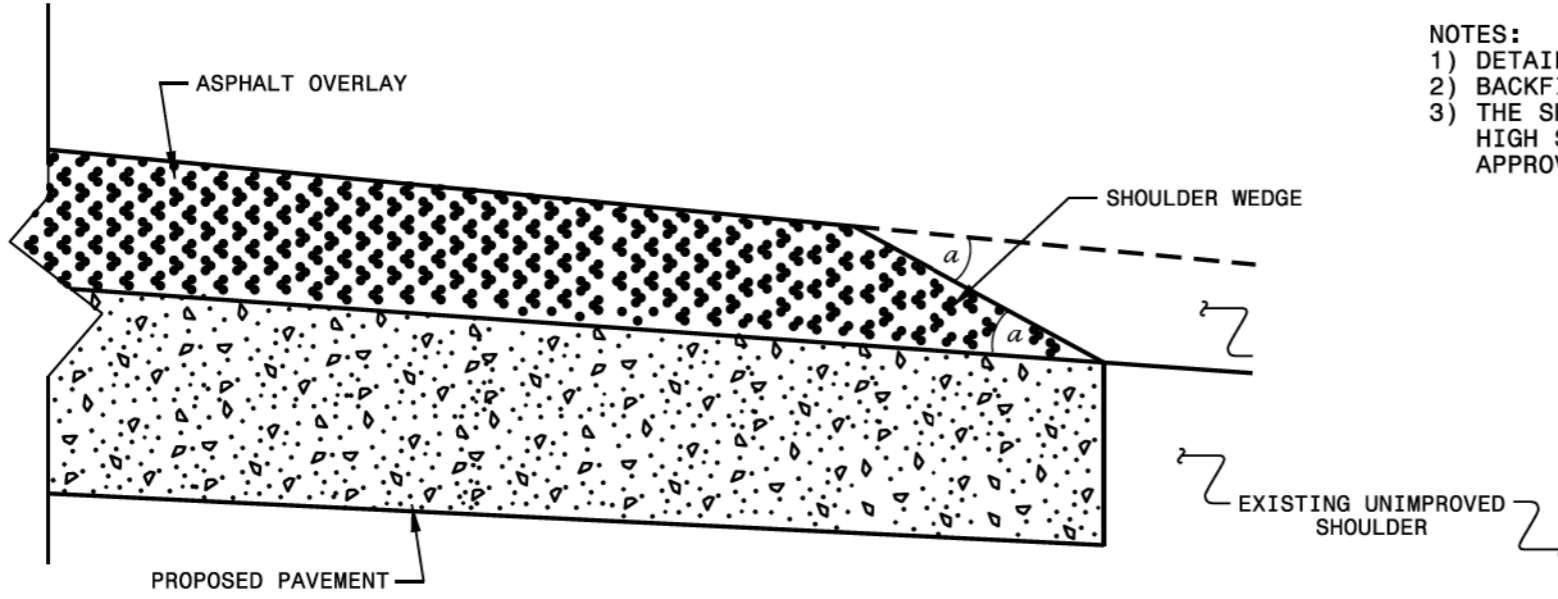
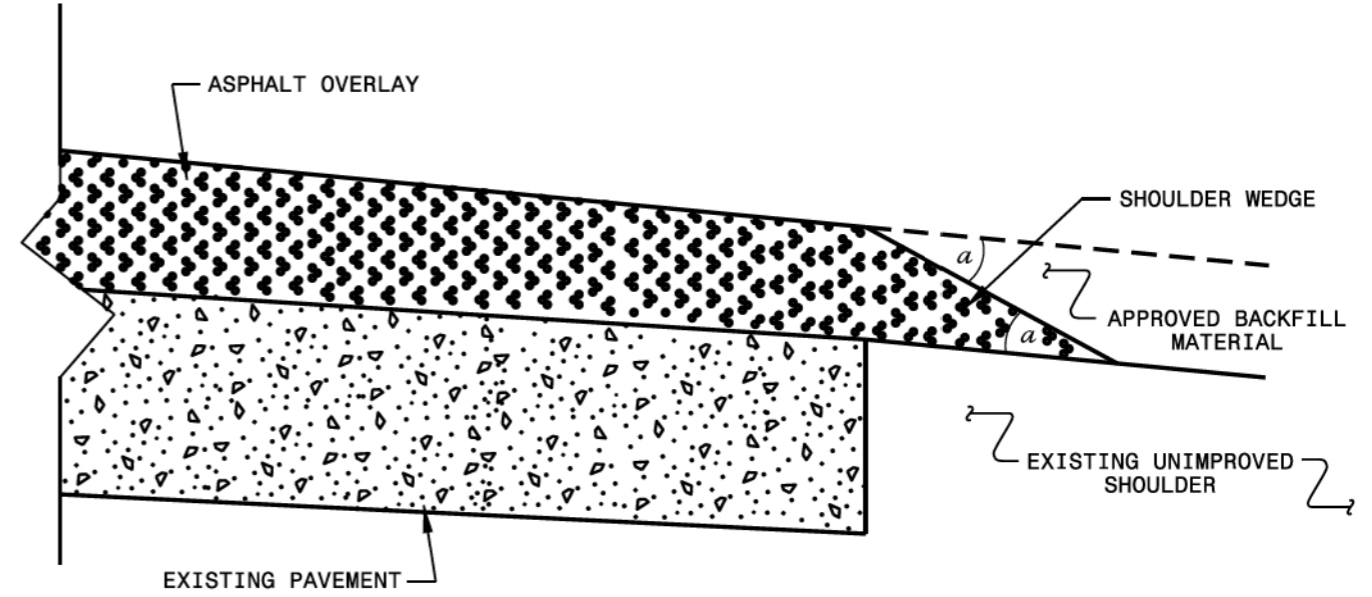


**NOTES:**

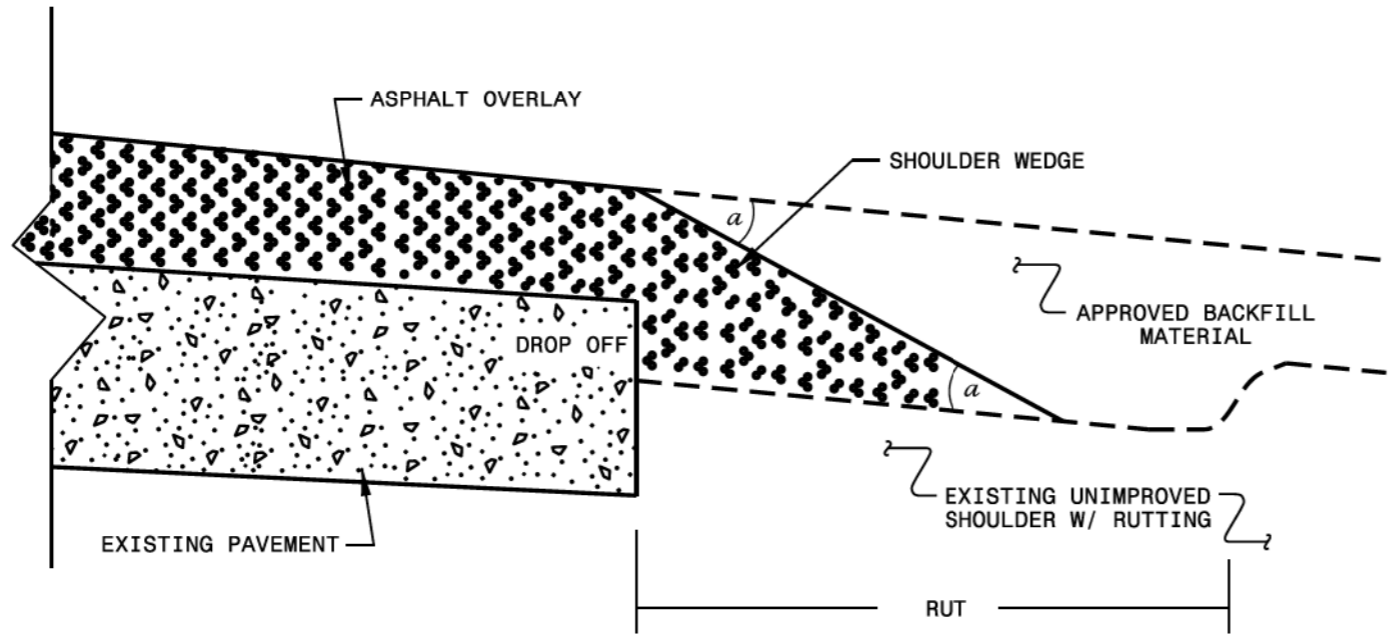
- 1) DETAIL DOES NOT APPLY TO OGAFB AND ULTRA-THIN BONDED WEARING COURSE.
- 2) BACKFILL SHOULDER WITH APPROVED MATERIAL.
- 3) THE SHOULDER WEDGE DEVICE MAY BE DISENGAGED AT PAVED DRIVEWAYS, SIDE STREETS, HIGH SHOULDERS, AND OTHER LOCATIONS NOT FEASIBLE TO CONSTRUCT AS APPROVED BY THE ENGINEER.



**SHOULDER WEDGE DETAIL**  
 (Resurfacing Projects w/ Widening or  
 with Existing Paved Shoulder having no dropoffs)



**SHOULDER WEDGE DETAIL**  
 (Resurfacing Projects w/ NO Widening)



**SHOULDER WEDGE DETAIL**  
 (Resurfacing Adjacent to  
 Rutted Shoulder)

- SHOULDER WEDGE ANGLE = 30°

<b>CONTRACT STANDARDS AND DEVELOPMENT UNIT</b>		
Office 919-707-6950 FAX 919-250-4119		
<b>SHOULDER WEDGE DETAILS</b>		
ORIGINAL BY:	T.SPELL	DATE: 7-19-11
MODIFIED BY:		DATE: 2/2/16
CHECKED BY:		DATE:
FILE SPEC.:	s:\usr\details\stand\shoulderwedge\detail1.dgn	

\*\*\*\*\*  
 USER: \*\*\*\*\*  
 PLOT DATE: \*\*\*\*\*  
 PLOT TIME: \*\*\*\*\*  
 PLOT BY: \*\*\*\*\*