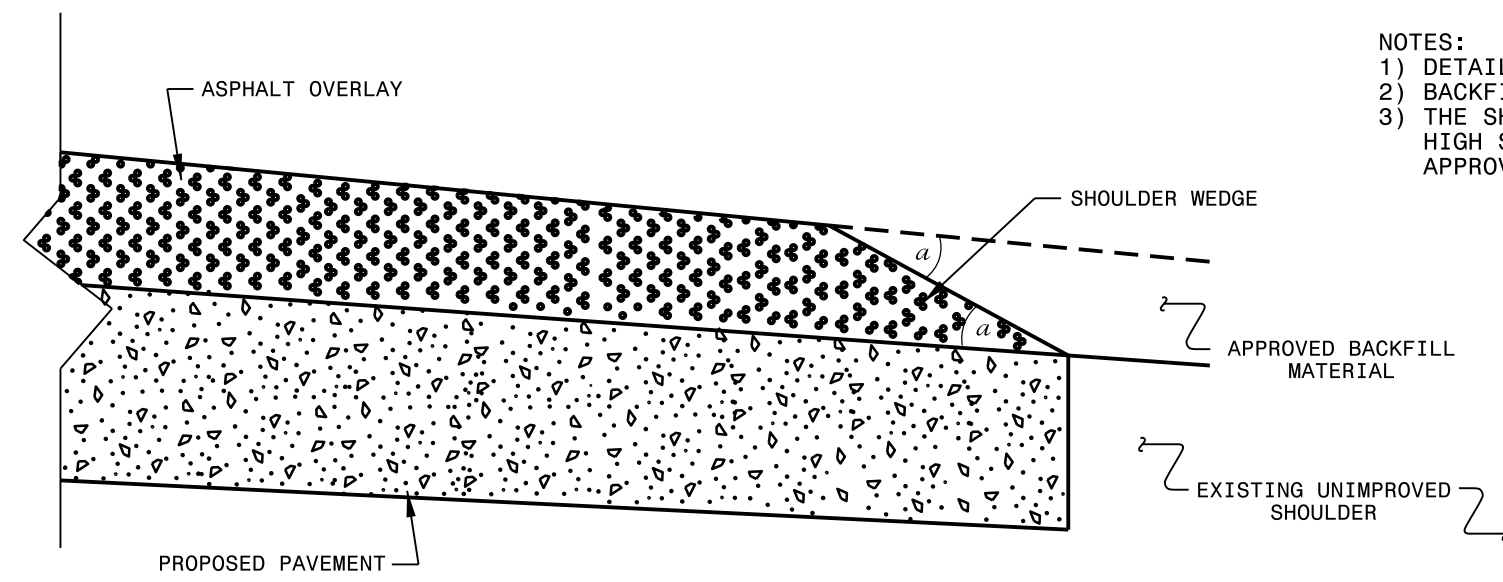
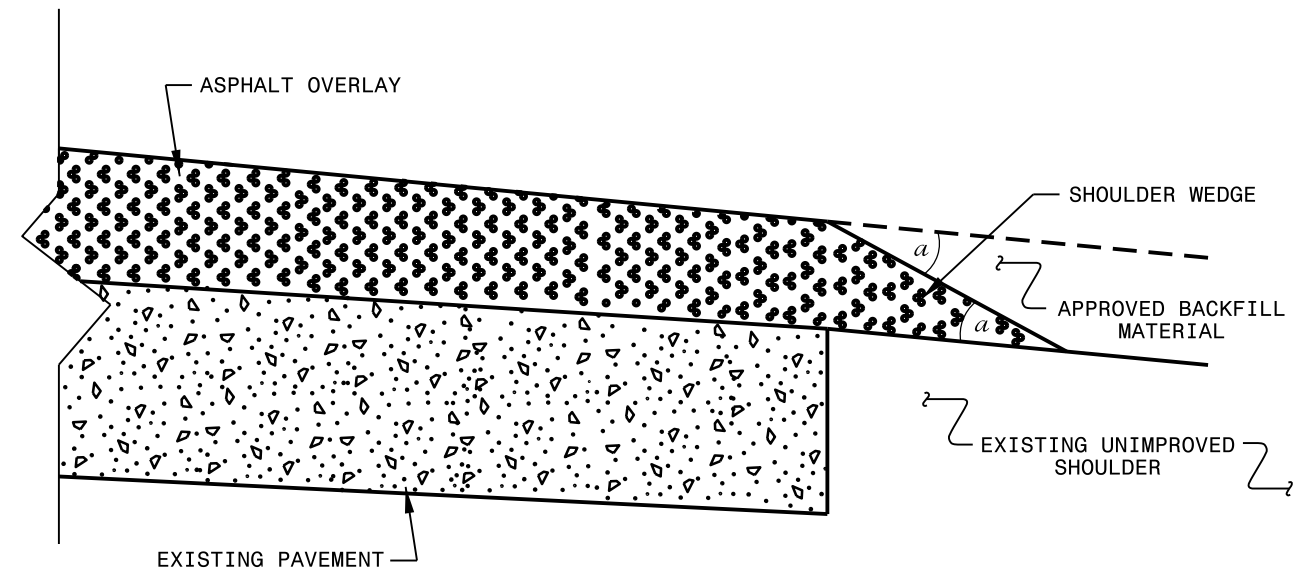


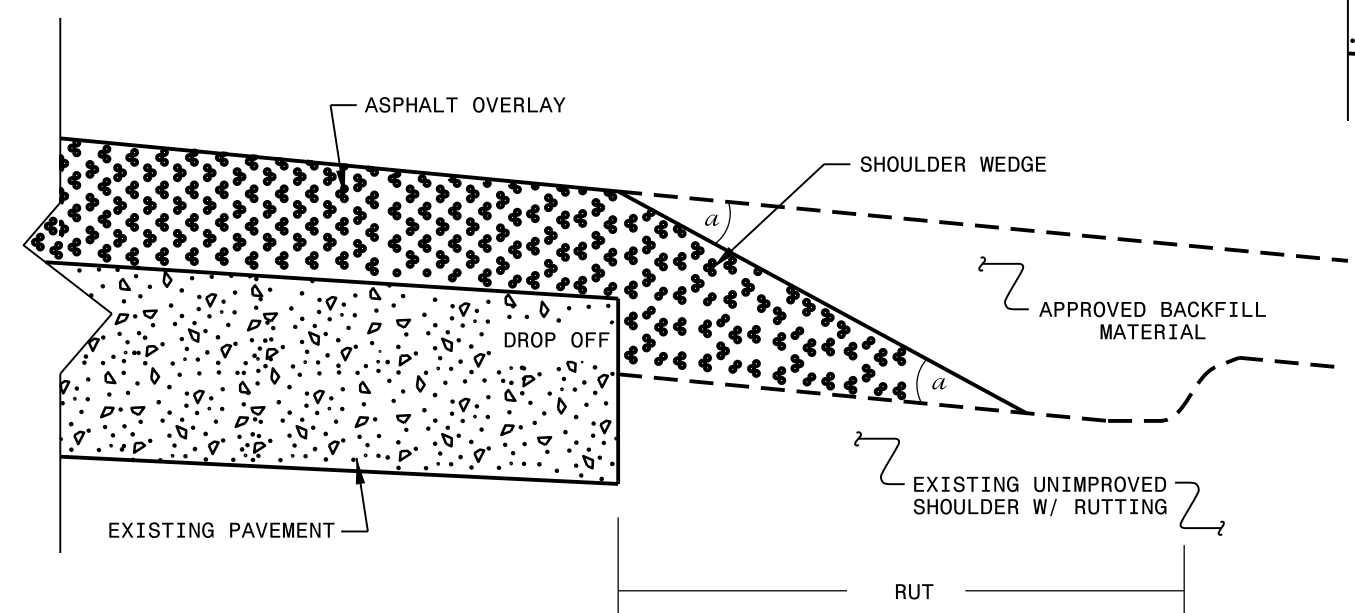
- NOTES:
- 1) DETAIL DOES NOT APPLY TO OGAFB AND ULTRA-THIN BONDED WEARING COURSE.
  - 2) BACKFILL SHOULDER WITH APPROVED MATERIAL.
  - 3) THE SHOULDER WEDGE DEVICE MAY BE DISENGAGED AT PAVED DRIVEWAYS, SIDE STREETS, HIGH SHOULDERS, AND OTHER LOCATIONS NOT FEASIBLE TO CONSTRUCT AS APPROVED BY THE ENGINEER.



**SHOULDER WEDGE DETAIL**  
(Resurfacing Projects w/ Widening or with Existing Paved Shoulder having no dropoffs)



**SHOULDER WEDGE DETAIL**  
(Resurfacing Projects w/ NO Widening)



**SHOULDER WEDGE DETAIL**  
(Resurfacing Adjacent to Rutted Shoulder)

- SHOULDER WEDGE ANGLE = 30°

<b>CONTRACT STANDARDS AND DEVELOPMENT UNIT</b>			
Office 919-707-6950		FAX 919-250-4119	
<b>SHOULDER WEDGE DETAILS</b>			
ORIGINAL BY: T.SPELL	DATE: 7-19-11		
MODIFIED BY:	DATE: 2/2/16		
CHECKED BY:	DATE:		
FILE SPEC.: szusr/details/stand/shoulderwedgedetail.dgn			

30-MAR-2016 07:20  
 S:\Contracts\Resurfacing Projects\Shoulder Wedge Details\Revised Shoulder Wedge Detail.dgn  
 \$\$\$USERNAME\$\$\$