


**This electronic collection of documents is provided
for the convenience of the user
and is Not a Certified Document –**

**The documents contained herein were originally issued
and sealed by the individuals whose names and license
numbers appear on each page, on the dates appearing
with their signature on that page.**

**This file or an individual page
shall not be considered a certified document.**

**STATE OF NORTH CAROLINA
DEPARTMENT OF TRANSPORTATION**

PROJECT REFERENCE NO.	SHEET NO.
R-4416	SIGN-1
APPROVED: <u>Ronald W. King</u> <small>06907A877CADC...</small>	
DATE: 7/7/2015	
SEAL	
	

SIGNING PLAN CLAY COUNTY

**LOCATION: US 64 FROM 1.5 MILES EAST OF THE
WEST END OF SR 1349 TO 1.8 MILES EAST
OF THE EAST END OF SR 1349**

ROADWAY STANDARD DRAWING

THE FOLLOWING ROADWAY STANDARDS AS APPEAR IN "ROADWAY STANDARD DRAWINGS" - PROJECT SERVICES UNIT - N.C. DEPARTMENT OF TRANSPORTATION - RALEIGH, N.C., DATED JANUARY 2012 ARE APPLICABLE TO THIS PROJECT AND BY REFERENCE HEREBY ARE CONSIDERED A PART OF THESE PLANS:

STD. NO.	TITLE
904.10	ORIENTATION OF GROUND MOUNTED SIGNS
904.50	MOUNTING OF TYPE 'D', 'E' AND 'F' SIGNS ON 'U' CHANNEL POSTS

GENERAL NOTES

- . SIGNS FURNISHED BY STATE
- . ALL TYPE 'D' SIGNS SHALL BE MOUNTED ON TWO U-CHANNEL POSTS UNLESS OTHERWISE INDICATED ON THE PLANS.
- . IF REMOVAL OR RELOCATION OF SIGNS ON PRIVATE STREET (NON-STATE MAINTAINED) IS REQUIRED DUE TO CONSTRUCTION, THE CONTRACTOR SHALL INFORM THE ENGINEER. THE WORK WILL BE COMPLETED BY OTHERS.
- . WHEN NOT STATIONED OR DIMENSIONED ON PLANS, ALL 'E' AND 'F' SIGNS SHALL BE FIELD LOCATED BY THE ENGINEER
- . ALL EXISTING SIGNS ON "U" CHANNEL POST WITHIN THE PROJECT LIMITS SHALL BE REMOVED AND DISPOSED OF UNLESS OTHERWISE NOTED ON PLANS.
- . WHEN EXISTING SIGNS ARE REMOVED AND INSTALLED ON NEW SUPPORTS, THE RE-ERECTION SHALL IMMEDIATELY FOLLOW THE REMOVAL.
- . THE BACKGROUND FOR TYPE E & F SIGNS SHALL BE TYPE C REFLECTIVE SHEETING.
- . SEE ROADWAY PLANS FOR GUARD/GUIDE RAIL DETAILS.

SUMMARY OF QUANTITIES

ITEM NO.		ITEM DESCRIPTION	QUANTITY	UNIT
DESC. NO.	SECT. NO.			
4072000000	903	SUPPORTS, 3 LB STEEL U-CHANNEL	1730	L.F.
4096000000	904	SIGN ERECTION, TYPE D	2	EA.
4102000000	904	SIGN ERECTION, TYPE E	121	EA.
4116100000	904	SIGN ERECTION, RELOCATE SIGN TYPE E (GROUND MOUNTED)	3	EA.
4155000000	907	DISPOSAL OF SIGN SYSTEM, U-CHANNEL	15	EA.
4192000000	907	DISPOSAL OF SUPPORT, U-CHANNEL	3	EA.

PAY ITEM NOTES


- 1 - DISPOSAL OF SIGN SYSTEM, U-CHANNEL
- 2 - DISPOSAL OF SUPPORT, U-CHANNEL
- 3 - SIGN ERECTION, RELOCATE SIGN TYPE E

INDEX

SHEET NO.	DESCRIPTION
SIGN-1	TITLE SHEET
SIGN-2	E SHEET
SIGN-3	SIGN DESIGNS
SIGN-4-11	EXISTING AND PROPOSED SIGNS

PLAN PREPARED BY: N.C.D.O.T. SIGNING AND DELINEATION UNIT


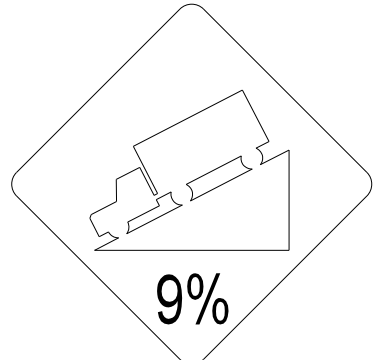



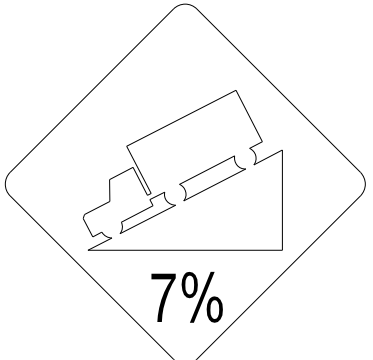













KELVIN L. JORDAN SIGNING & DELINEATION REGIONAL ENGINEER
DERRICK H. BEARD SIGNING & DELINEATION PROJECT DESIGN ENGINEER




T.I.P.: R-4416


CONTRACT:

7/7/2015 8:58:00 AM S:\S&DU\Western Region\R-4416\June-2015_Revision\R-4416_Revision.R-4416_Revision Design File\wwwroot\uploads\R-4416_060515_VPM-Stamping\JUNE-2015_SIGN-2.dgn

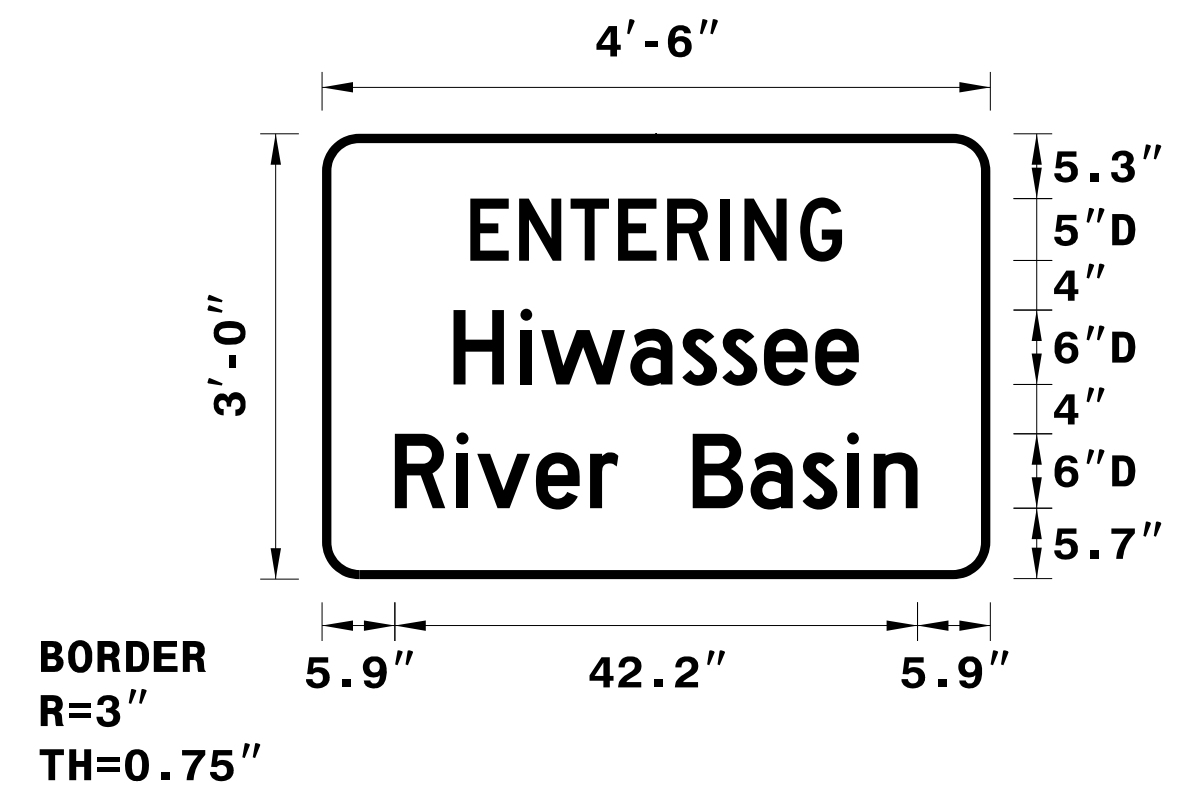
<p>401 QUANTITY REQ'D <u>1</u></p>  <p>24" X 30" R4-3</p> <p>ONE "U" POST PER SIGN</p>	<p>406 QUANTITY REQ'D <u>1</u></p>  <p>36" X 36" W7-1a</p> <p>ONE "U" POST PER SIGN</p>	<p>411 QUANTITY REQ'D <u>1</u></p>  <p>24" X 30" R2-1</p> <p>ONE "U" POST PER SIGN</p>	<p>416 QUANTITY REQ'D <u>2</u></p>  <p>24" X 24" RS-036</p> <p>(BROWN BACKGROUND)</p> <p>ONE "U" POST PER SIGN</p>		
<p>402 QUANTITY REQ'D <u>3</u></p>  <p>30" X 30" W1-2R</p> <p>ONE "U" POST PER SIGN</p>	<p>407 QUANTITY REQ'D <u>2</u></p>  <p>36" X 36" W7-1a</p> <p>ONE "U" POST PER SIGN</p>	<p>412 QUANTITY REQ'D <u>1</u></p>  <p>36" X 36" W9-2</p> <p>TWO "U" POSTS PER SIGN</p>	<p>417 QUANTITY REQ'D <u>2</u></p>  <p>21" X 15" M6-1</p> <p>(BROWN BACKGROUND)</p> <p>MOUNT BELOW SIGN 416 IN 2 INSTALLATIONS</p>		
<p>403 QUANTITY REQ'D <u>3</u></p>  <p>30" X 30" W1-2R</p> <p>ONE "U" POST PER SIGN</p>	<p>408 QUANTITY REQ'D <u>2</u></p>  <p>24" X 18" W7-3a</p> <p>MOUNT BELOW SIGN 406 IN 1 INSTALLATION</p> <p>MOUNT BELOW SIGN 407 IN 1 INSTALLATION</p>	<p>413 QUANTITY REQ'D <u>1</u></p>  <p>36" X 36" W9-1R</p> <p>TWO "U" POSTS PER SIGN</p>	<p>418 QUANTITY REQ'D <u>1</u></p>  <p>36" X 36" W8-22</p> <p>ONE "U" POST PER SIGN</p>		
<p>404 QUANTITY REQ'D <u>2</u></p>  <p>24" X 30" W1-4L</p> <p>ONE "U" POST PER SIGN</p>	<p>409 QUANTITY REQ'D <u>1</u></p>  <p>24" X 18" W7-3a</p> <p>MOUNT BELOW SIGN 407 IN 1 INSTALLATION</p>	<p>414 QUANTITY REQ'D <u>1</u></p>  <p>36" X 36" W4-2R</p> <p>TWO "U" POSTS PER SIGN</p>	<p>419 QUANTITY REQ'D <u>1</u></p>  <p>24" X 18" W7-3a</p> <p>MOUNT BELOW SIGN 418 IN 1 INSTALLATION</p>		
<p>405 QUANTITY REQ'D <u>8</u></p>  <p>18" X 18" W13-1</p> <p>MOUNT BELOW SIGN 402 IN 3 INSTALLATIONS</p> <p>MOUNT BELOW SIGN 403 IN 3 INSTALLATIONS</p> <p>MOUNT BELOW SIGN 404 IN 2 INSTALLATIONS</p>	<p>410 QUANTITY REQ'D <u>3</u></p>  <p>36" X 36" R1-1</p> <p>ONE "U" POST PER SIGN</p>	<p>415 QUANTITY REQ'D <u>85</u></p>  <p>18" X 24" W1-8</p> <p>ONE "U" POST PER SIGN</p>			

PROJECT REFERENCE NO. R-4416	SHEET NO. SIGN-2
APPROVED: <i>Ronald W. King</i> <small>0690TAR877CADC...</small>	
DATE: 7/7/2015	
SEAL 	

TYPE "E" SIGNS

PROJECT REFERENCE NO. R-4416	SHEET NO. SIGN-3
Approved by: <u>Ronald W. King</u> <small>06907A877CADC...</small>	
DATE: 7/7/2015	
SEAL	
	

SIGN NUMBER: 301 TYPE: D QUANTITY: 1 SIGN WIDTH: 4'-6" HEIGHT: 3'-0" TOTAL AREA: 13.5 Sq.Ft. BORDER TYPE: FLUSH RECESS: 0" WIDTH: 0.75" RADII: 3" MAT'L: 0.125" (3.2 mm) ALUMINUM NO. Z BARS: LENGTH:	BACKG COLOR: Green COPY COLOR: White	DESIGN BY: DHB PROJECT ID: R-4416	CHECKED BY: KLJ LOCATION: CLAY CO.	Jul 01, 2015 DIV: 14
--	---	--	---	---------------------------------------




Spacing Factor is 1 unless specified otherwise

LETTER POSITIONS

Letter spacings are to start of next letter													Series/Size	Text Length
	E	N	T	E	R	I	N	G					D 2000	30.1
12	3.9	4.2	3.8	4	4.3	2	4.5	3.4	12				D 2000	32.8
	H	i	w	a	s	s	e	e					D 2000	42.2
10.6	5.4	1.7	7.2	4.2	3.2	3.4	4.1	3.5	10.6				D 2000	42.2
	R	i	v	e	r	B	a	s	i	n				
5.9	5	1.7	4.7	4.4	2.3	6	4.7	4.2	3.6	2.2	3.5	5.9		

FILENAME: Guidesign_English NORTH CAROLINA D.O.T. SIGN DETAIL

SIGN NUMBER: 302 TYPE: D QUANTITY: 1 SIGN WIDTH: 6'-0" HEIGHT: 3'-0" TOTAL AREA: 18.0 Sq.Ft. BORDER TYPE: FLUSH RECESS: 0" WIDTH: 0.75" RADII: 3" MAT'L: 0.125" (3.2 mm) ALUMINUM NO. Z BARS: LENGTH:	BACKG COLOR: Green COPY COLOR: White	DESIGN BY: DHB PROJECT ID: R-4416	CHECKED BY: KLJ LOCATION: CLAY CO.	Jul 01, 2015 DIV: 14
--	---	--	---	---------------------------------------



Spacing Factor is 1 unless specified otherwise

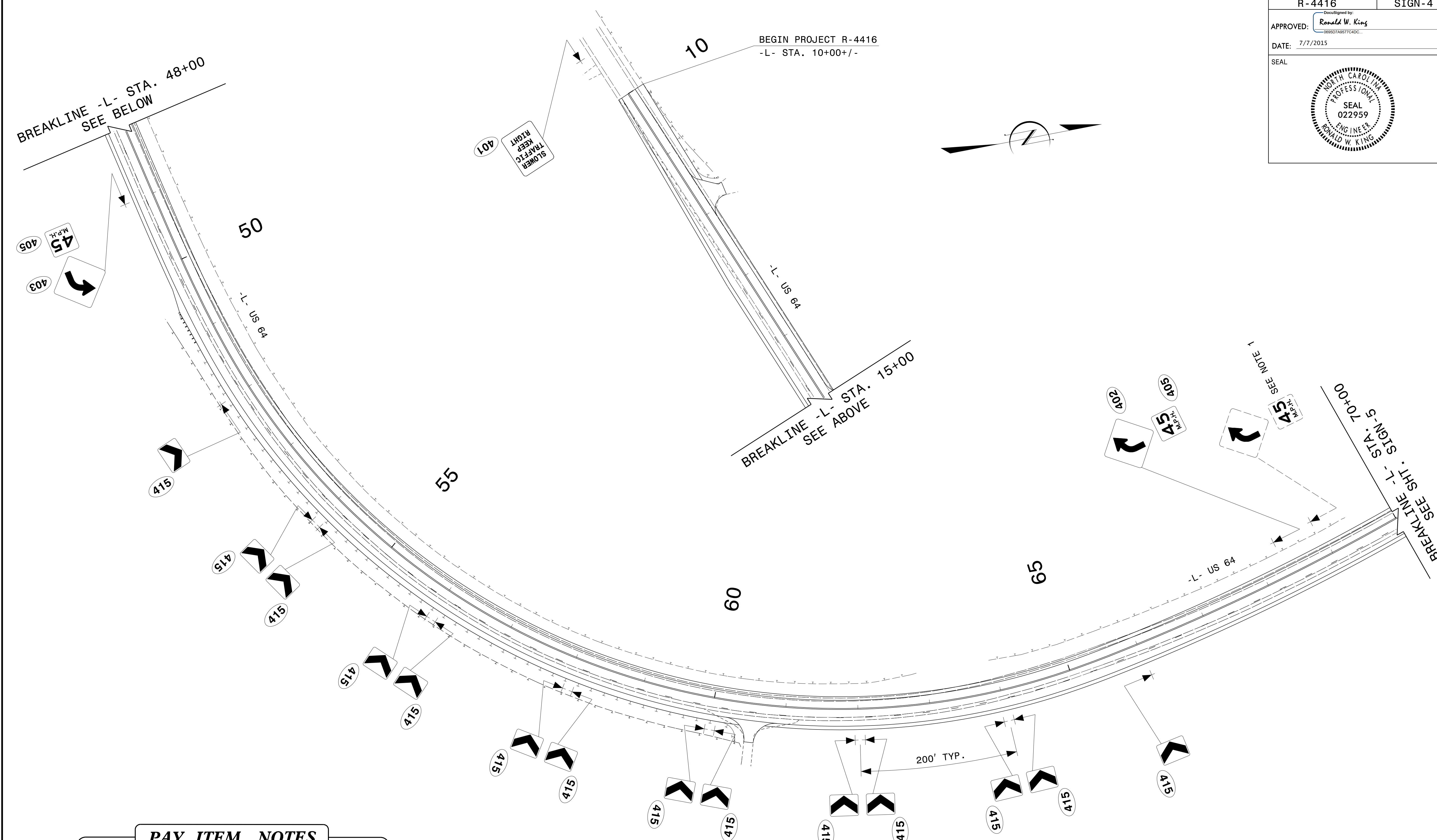
LETTER POSITIONS

Letter spacings are to start of next letter															Series/Size	Text Length			
	E	N	T	E	R	I	N	G							D 2000	30.1			
21	3.9	4.2	3.8	3.9	4.3	2	4.5	3.4	21						D 2000	58.2			
	L	i	t	t	l	e	T	e	n	n	e	s	s	e	e	D 2000	41.2		
6.9	4.5	1.6	2.5	3.1	1.9	3.5	5	4.3	4.4	4.7	4.4	4	3.2	3.4	4.1	3.5	6.9	D 2000	41.2
	R	i	v	e	r	B	a	s	i	n									
15.4	5	1.7	4.7	4.4	2.3	5	4.7	4.2	3.6	2.2	3.5	15.4							

FILENAME: Guidesign_English NORTH CAROLINA D.O.T. SIGN DETAIL

SIGN DESIGNS

7/7/2015 S:\S&DU\Western Region\R-4416\June-2015_Revision\R-4416_Revision\uploads\R-4416_060515\VPMP-SIGNING\JUNE-2015_SIGN-3.dgn



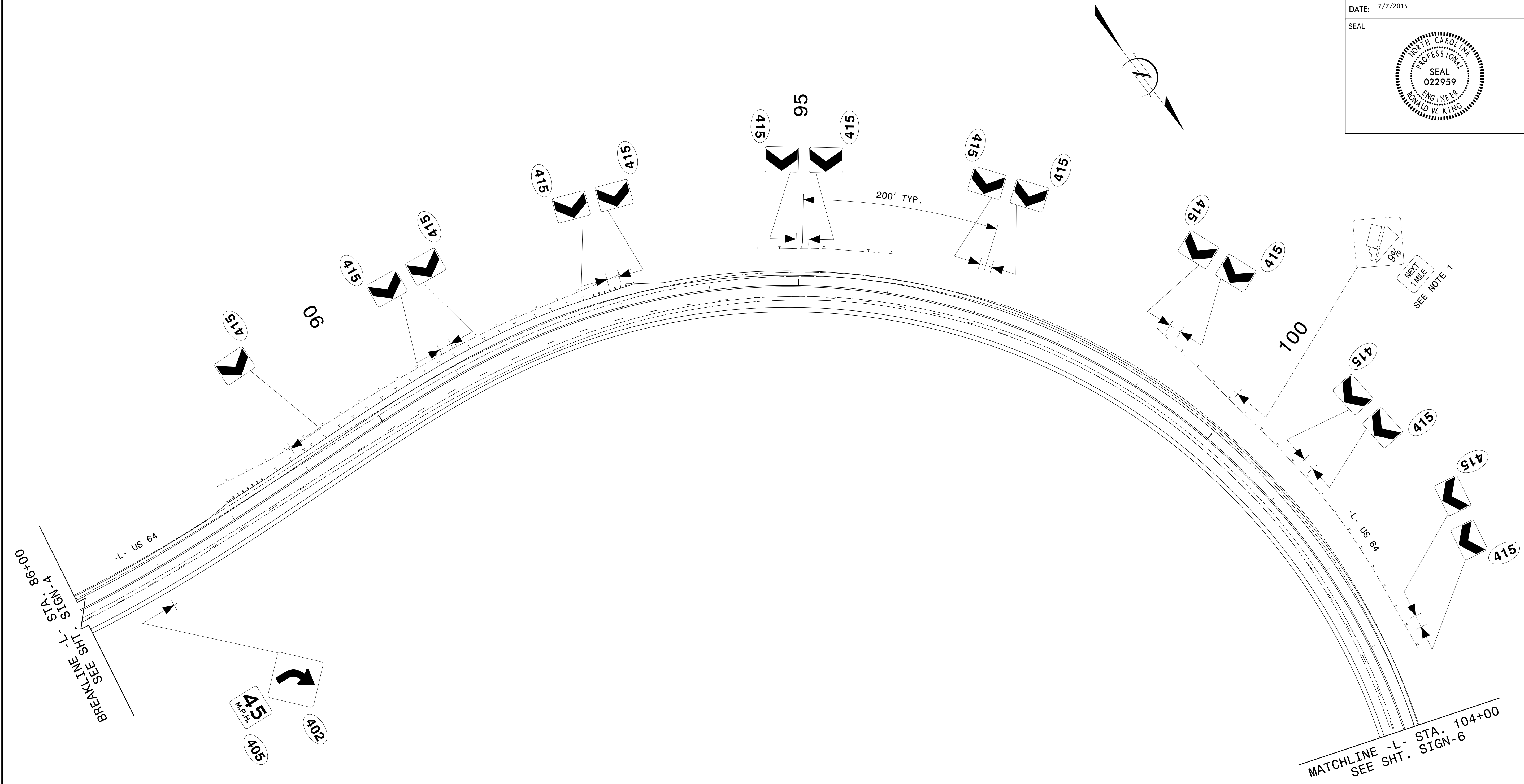
PAY ITEM NOTES

- 1 - DISPOSAL OF SIGN SYSTEM, U-CHANNEL
- 2 - DISPOSAL OF SUPPORT, U-CHANNEL
- 3 - SIGN ERECTION, RELOCATE SIGN TYPE E

EXISTING AND PROPOSED SIGNS

7/7/2015 Western Region\R-4416\June-2015_Revision\R-4416_Revision\uploads\R-4416_060515\VPMP-SIGNING\JUNE-2015_SIGN-4.dgn
 S:\S&DU\Western Region\R-4416\June-2015_Revision\R-4416_Revision\uploads\R-4416_060515\VPMP-SIGNING\JUNE-2015_SIGN-4.dgn
 Jseribeard

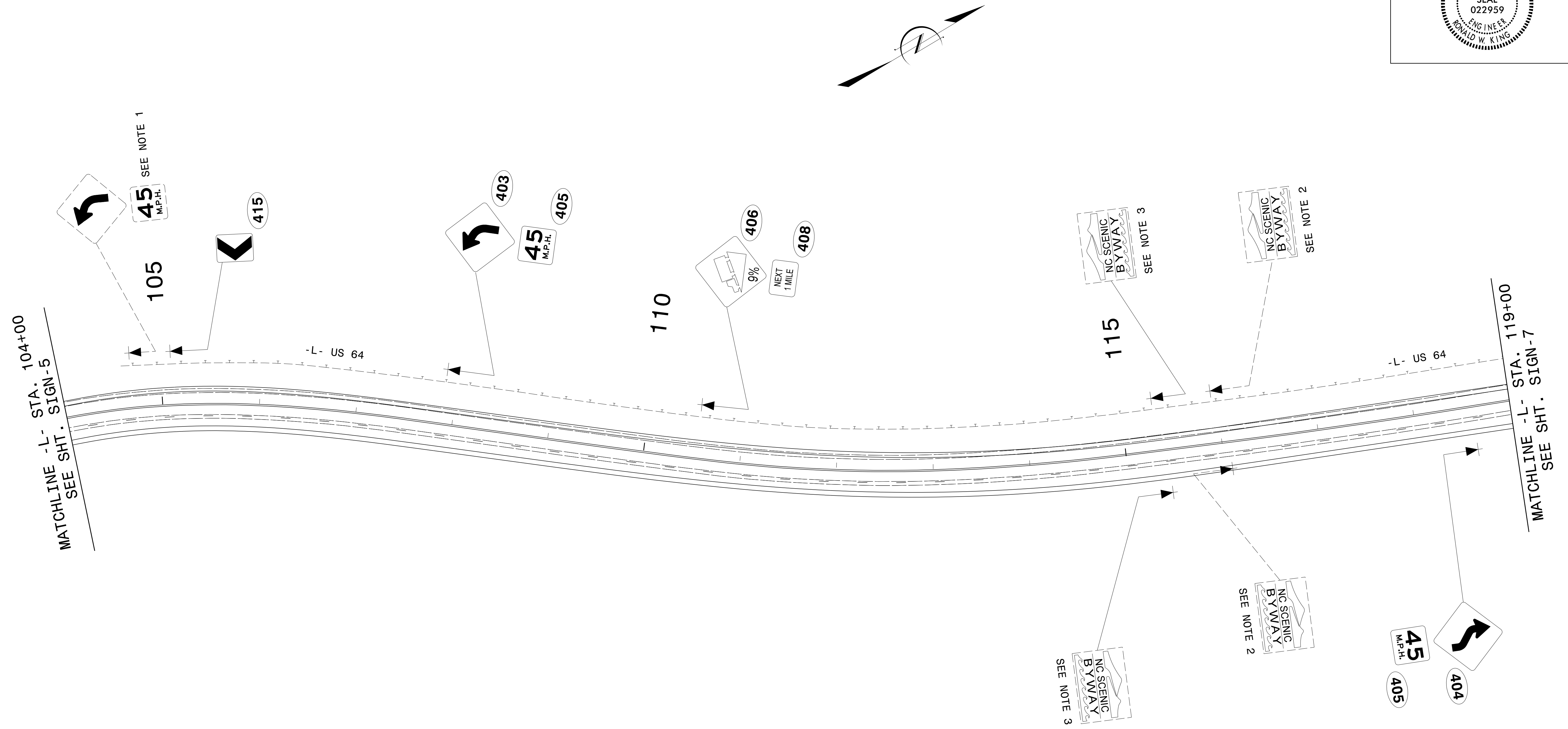
7/7/2015 S:\S&DU\Western Region\R-4416\June-2015_Revision\R-4416_Revision\uploads\R-4416_060515\VPMP-SIGNING\JUNE-2015_SIGN-5.dgn



- PAY ITEM NOTES**
- 1 - DISPOSAL OF SIGN SYSTEM, U-CHANNEL
 - 2 - DISPOSAL OF SUPPORT, U-CHANNEL
 - 3 - SIGN ERECTION, RELOCATE SIGN TYPE E


EXISTING AND PROPOSED SIGNS

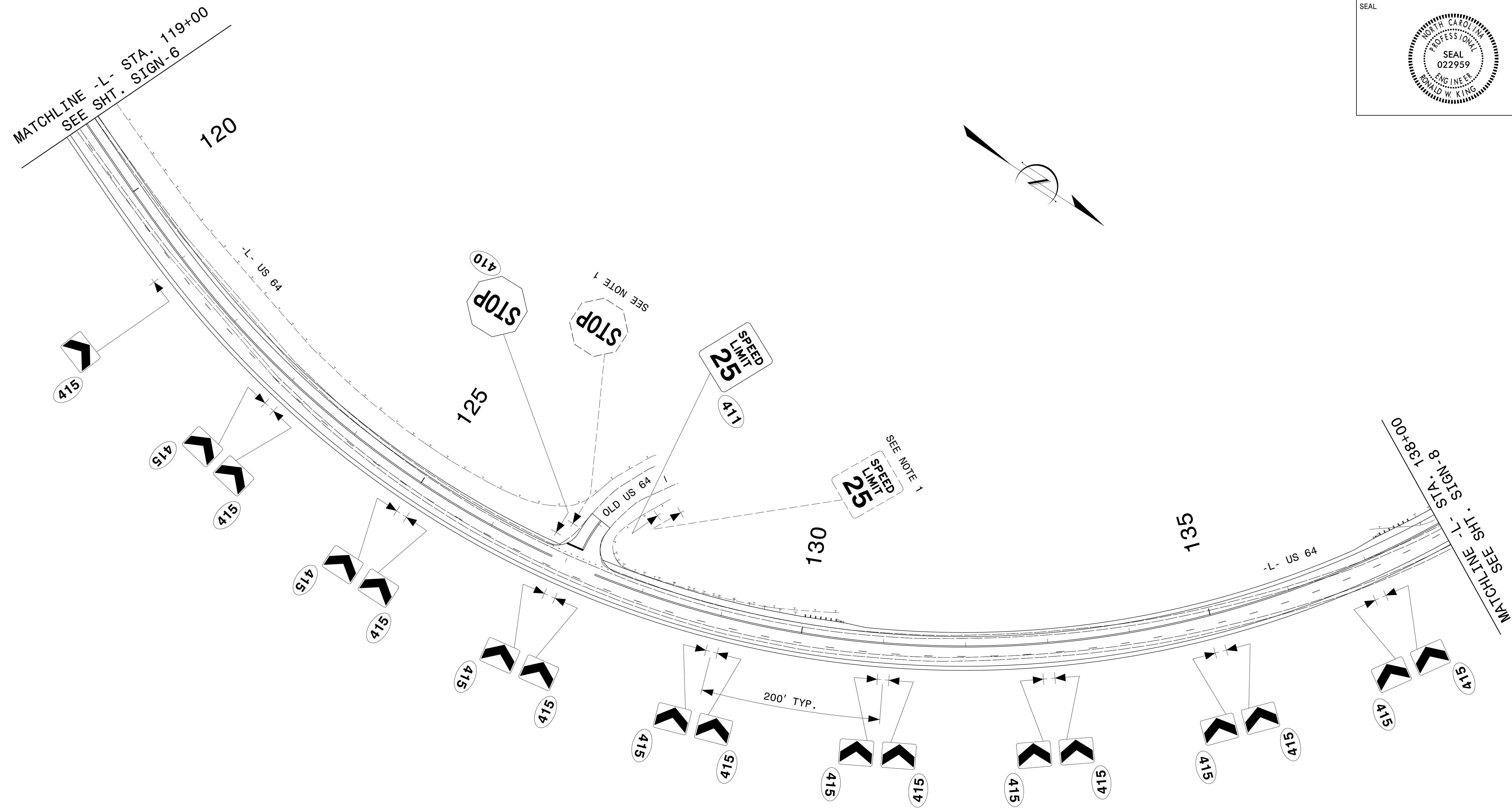
7/7/2015 S:\S&DU\Western Region\R-4416\June-2015_Revision\R-4416_060515_VPM-P-SIGNING\JUNE-2015_SIGN-6.dgn
 J:\erikbeard



- PROJECT NOTES**
- 1 - DISPOSAL OF SIGN SYSTEM, U-CHANNEL
 - 2 - DISPOSAL OF SUPPORT, U-CHANNEL
 - 3 - SIGN ERECTION, RELOCATE SIGN TYPE E

EXISTING AND PROPOSED SIGNS

PROJECT REFERENCE NO. R-4416	SHEET NO. SIGN-7
APPROVED: <i>Ronald W. King</i> <small>0690TAR87CADC</small>	
DATE: 7/7/2015	
SEAL	
	




PAY ITEM NOTES

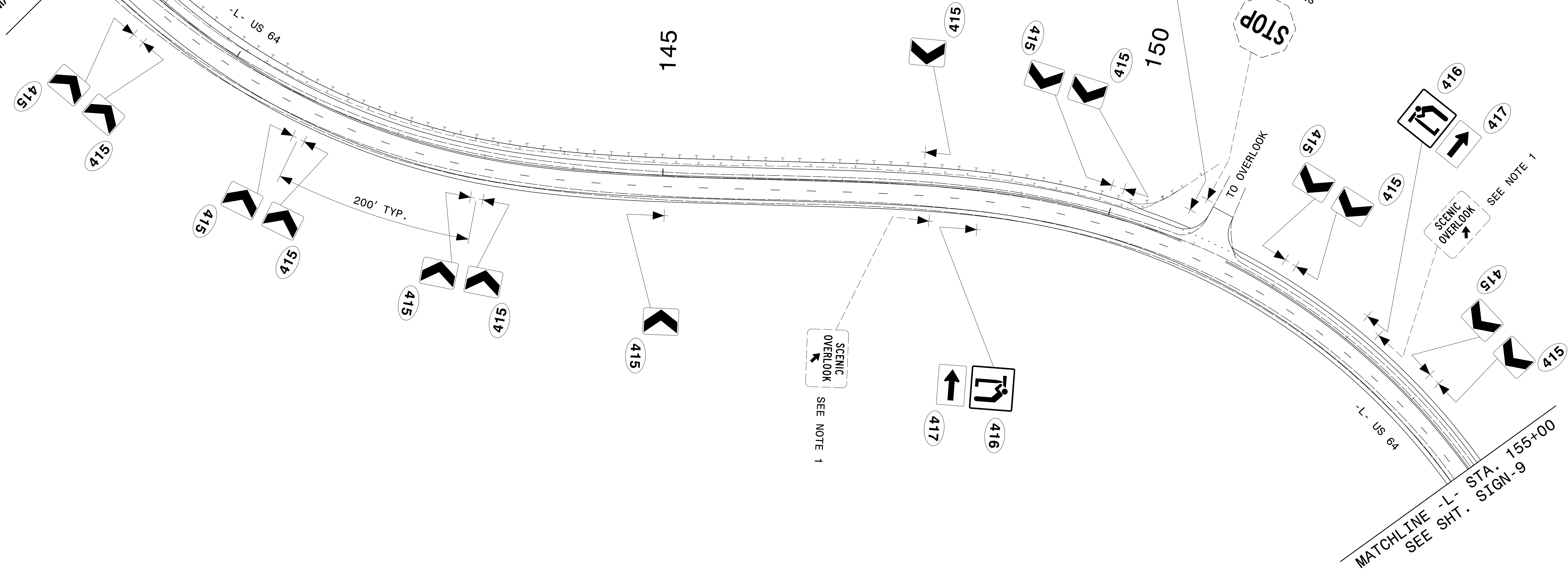
- 1 - DISPOSAL OF SIGN SYSTEM, U-CHANNEL
- 2 - DISPOSAL OF SUPPORT, U-CHANNEL
- 3 - SIGN ERECTION, RELOCATE SIGN TYPE E

EXISTING AND PROPOSED SIGNS

7/7/2015 S:\S&DU\Western Region\R-4416\June-2015_Revision\R-4416_Revision\R-4416_060515\VPMP-SIGNING\JUNE-2015_SIGN-7.dgn
 Jseribeard

PROJECT REFERENCE NO. R-4416	SHEET NO. SIGN-8
DESIGNED BY: Ronald W. King	
APPROVED: <i>Ronald W. King</i>	
DATE: 7/7/2015	
SEAL	
	

MATCHLINE -L- STA. 138+00
SEE SHT. SIGN-7

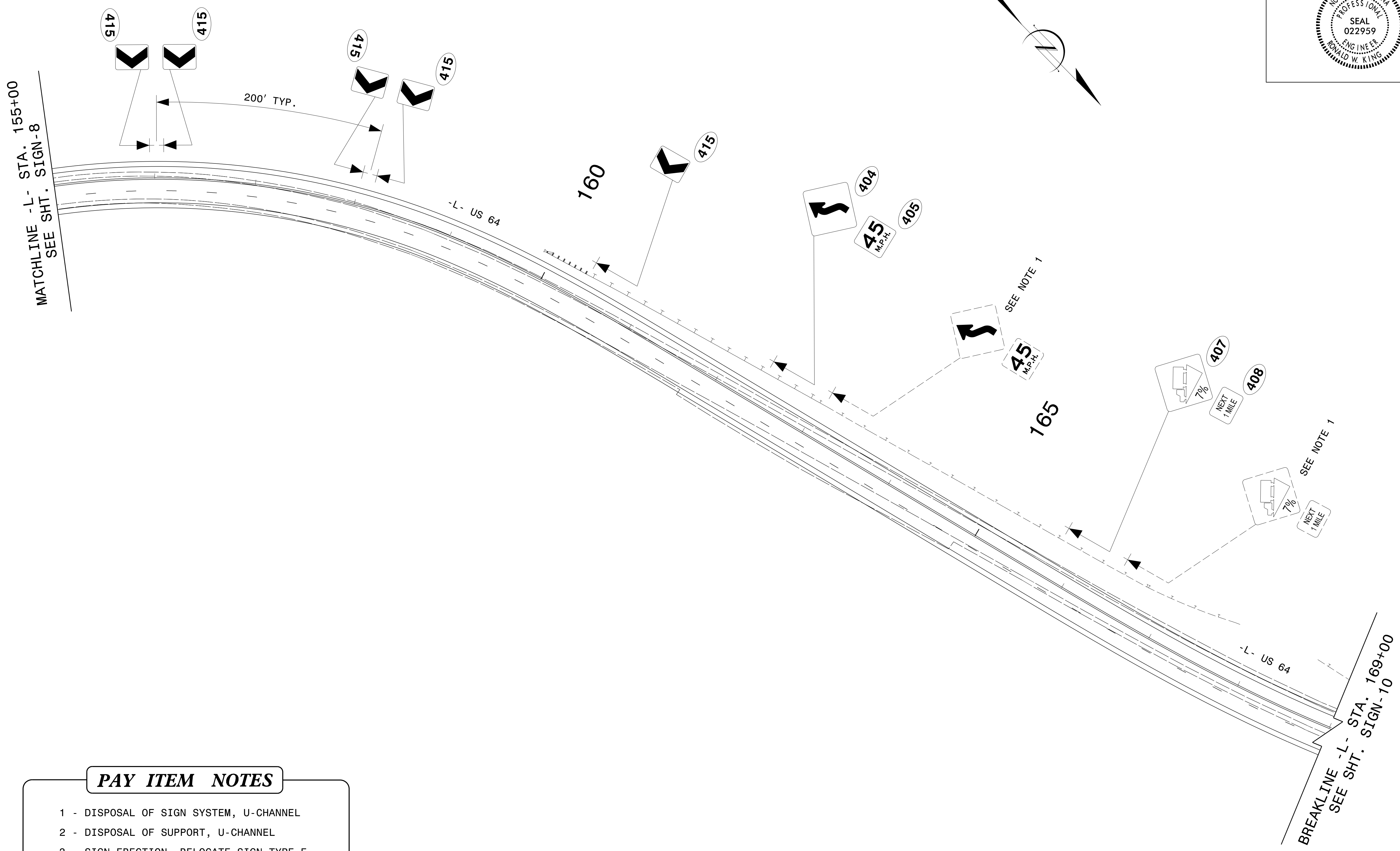


PAY ITEM NOTES

- 1 - DISPOSAL OF SIGN SYSTEM, U-CHANNEL
- 2 - DISPOSAL OF SUPPORT, U-CHANNEL
- 3 - SIGN ERECTION, RELOCATE SIGN TYPE E

EXISTING AND PROPOSED SIGNS

7/7/2015 S:\S&DU\Western Region\R-4416\June-2015_Revision\R-4416 Revised Design File\wwwroot\uploads\R-4416 060515\VPMP-SIGNING\JUNE-2015_SIGN-8.dgn




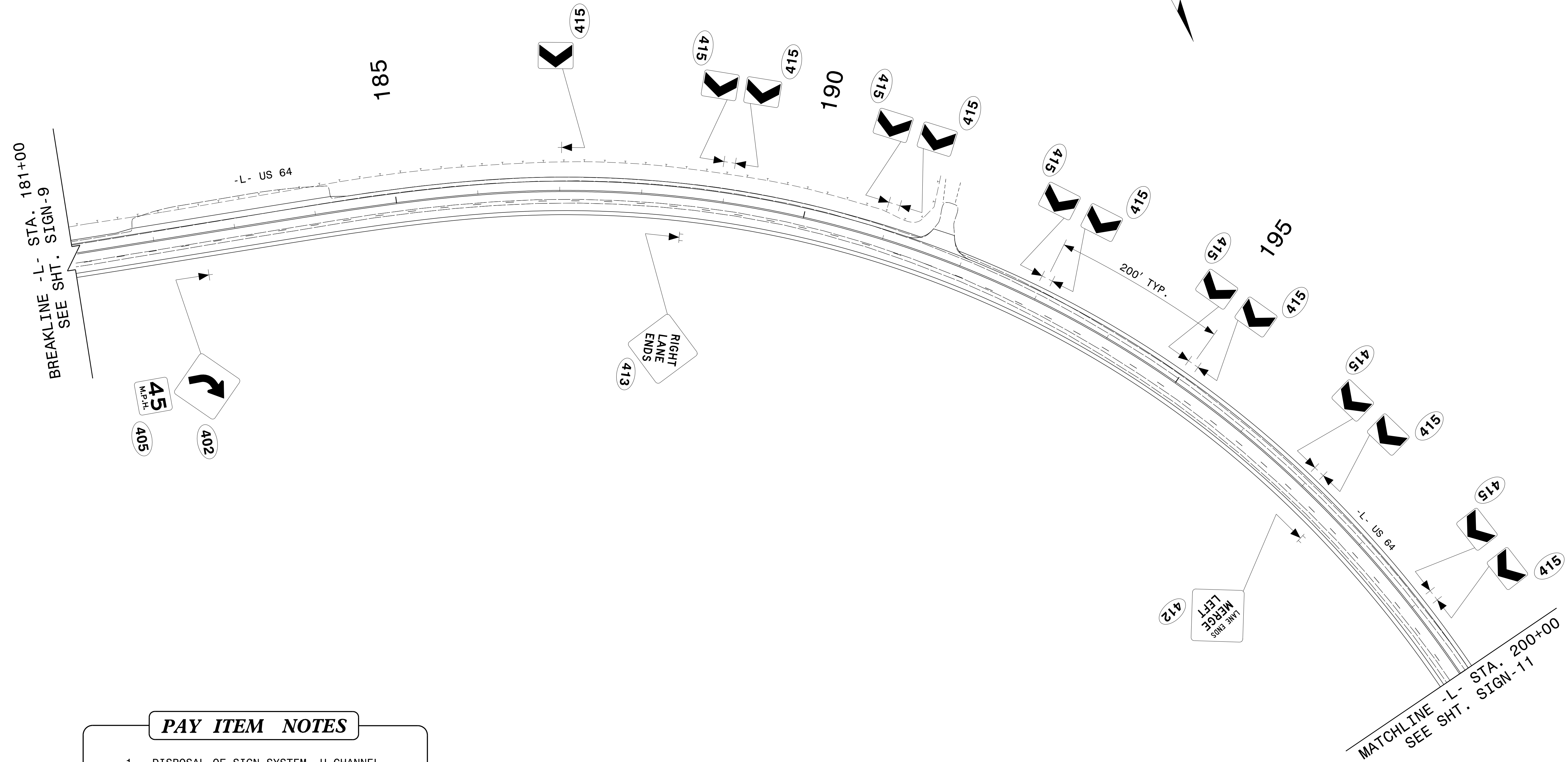
PAY ITEM NOTES

- 1 - DISPOSAL OF SIGN SYSTEM, U-CHANNEL
- 2 - DISPOSAL OF SUPPORT, U-CHANNEL
- 3 - SIGN ERECTION, RELOCATE SIGN TYPE E

EXISTING AND PROPOSED SIGNS

7/7/2015 S:\S&DU\Western Region\R-4416\June-2015_Revision\R-4416 Revised Design File\wwwroot\uploads\R-4416 060515\VPMP-SIGNING\JUNE-2015_SIGN-9.dgn
 Jserfibeard

PROJECT REFERENCE NO. R-4416	SHEET NO. SIGN-10
APPROVED: <i>Ronald W. King</i> <small>06907A867C4DC...</small>	
DATE: 7/7/2015	
SEAL	
	

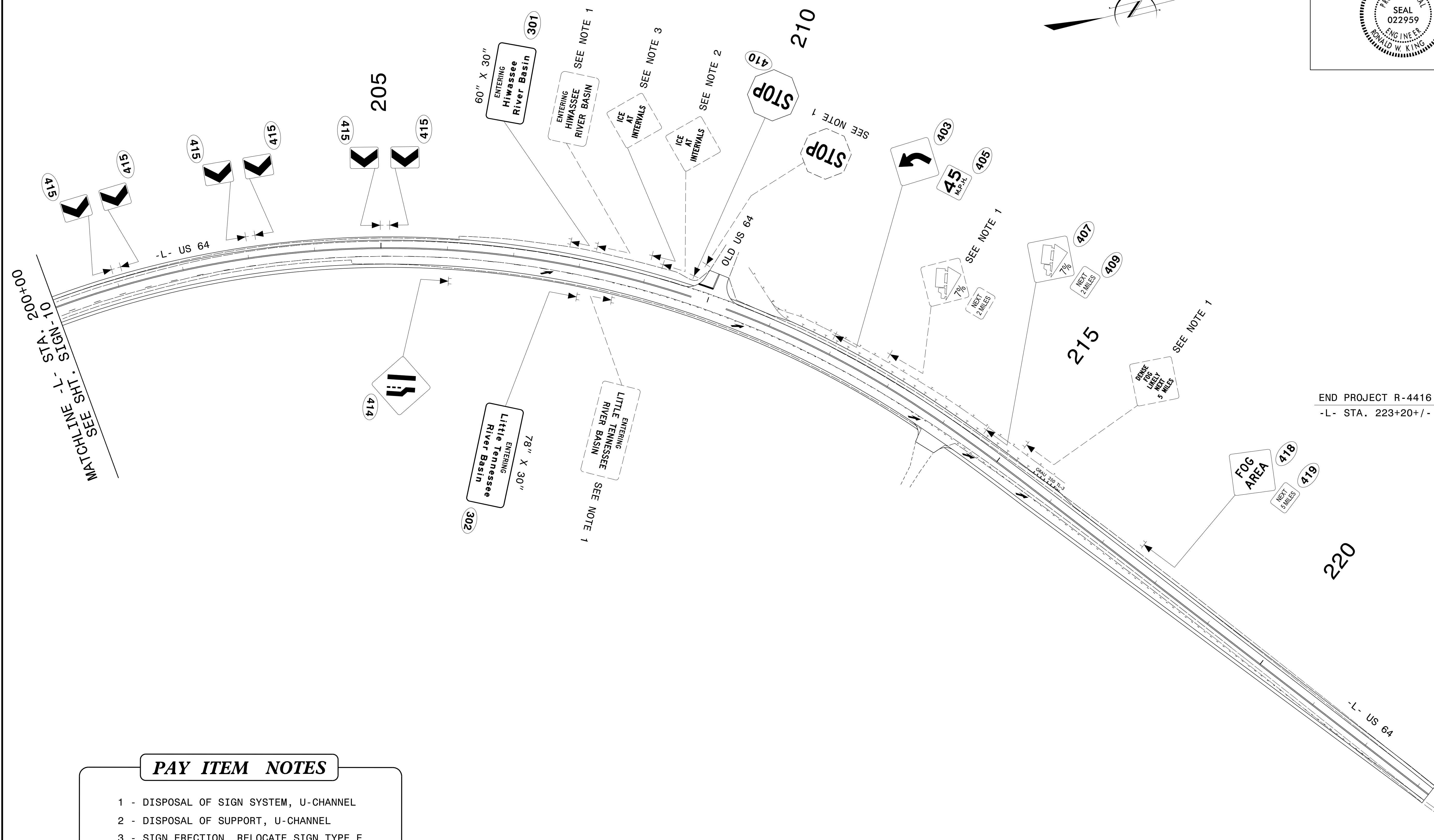


PAY ITEM NOTES

- 1 - DISPOSAL OF SIGN SYSTEM, U-CHANNEL
- 2 - DISPOSAL OF SUPPORT, U-CHANNEL
- 3 - SIGN ERECTION, RELOCATE SIGN TYPE E

EXISTING AND PROPOSED SIGNS

7/7/2015 S:\S&DU\Western Region\R-4416\June-2015_Revision\R-4416_Revision\uploads\R-4416_060515\VPMP-SIGNING\JUNE-2015_SIGN-10.dgn
 Jseribeard



PAY ITEM NOTES

- 1 - DISPOSAL OF SIGN SYSTEM, U-CHANNEL
- 2 - DISPOSAL OF SUPPORT, U-CHANNEL
- 3 - SIGN ERECTION, RELOCATE SIGN TYPE E

END PROJECT R-4416
-L- STA. 223+20+/-

EXISTING AND PROPOSED SIGNS

7/7/2015 S:\S&DU\Western Region\R-4416\June-2015_Revision\R-4416_Revision\uploads\R-4416_060515\VPMP-SIGNING\JUNE-2015_SIGN-11.dgn
 J:\stb\beard