

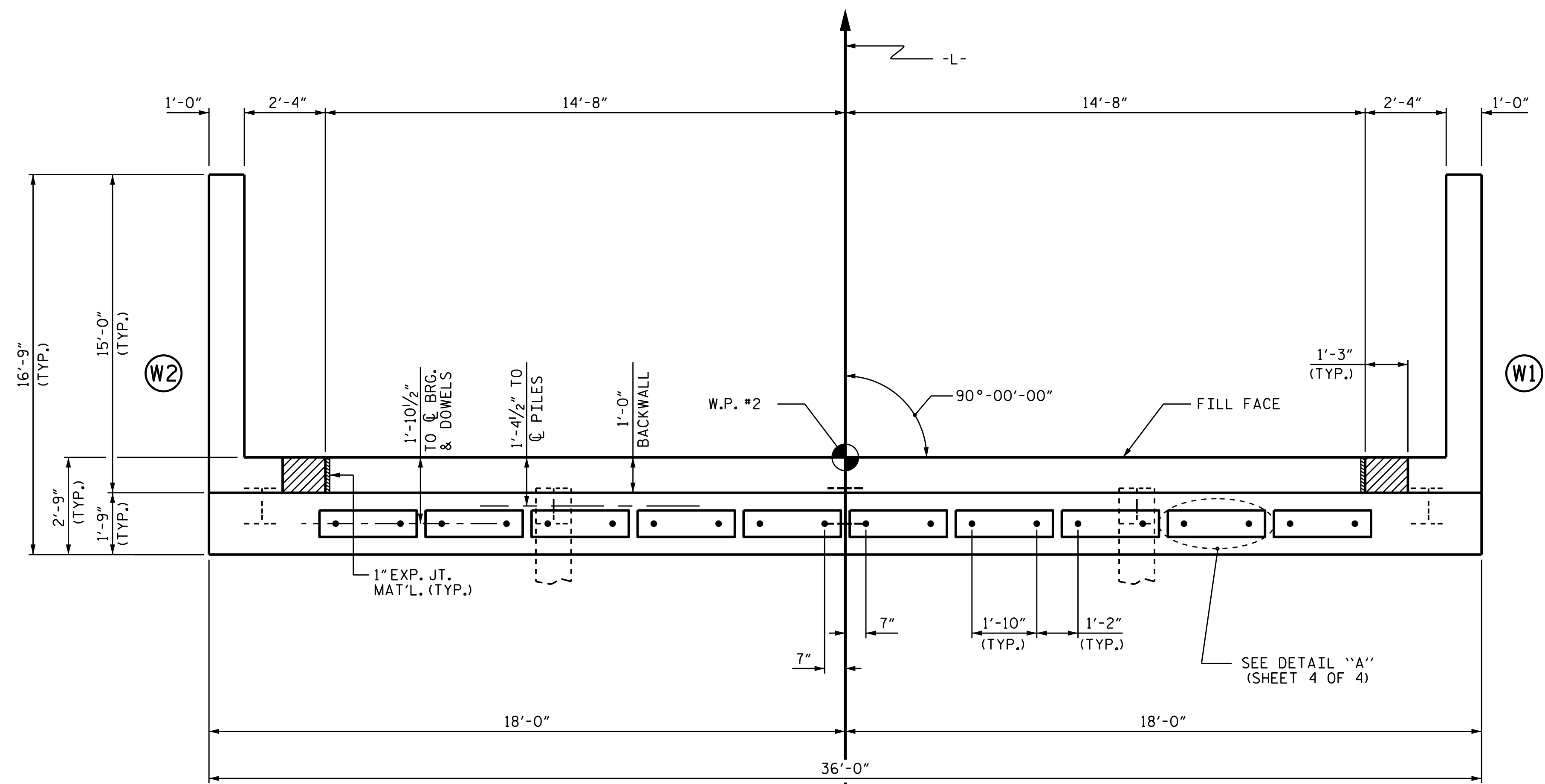
NOTES

STIRRUPS IN CAP MAY BE SHIFTED AS NECESSARY TO CLEAR DOWELS.

THE CONCRETE IN THE SHADED AREA OF THE WING SHALL BE POURED AFTER THE VERTICAL CONCRETE BARRIER RAIL IS CAST IF SLIP FORMING IS USED.

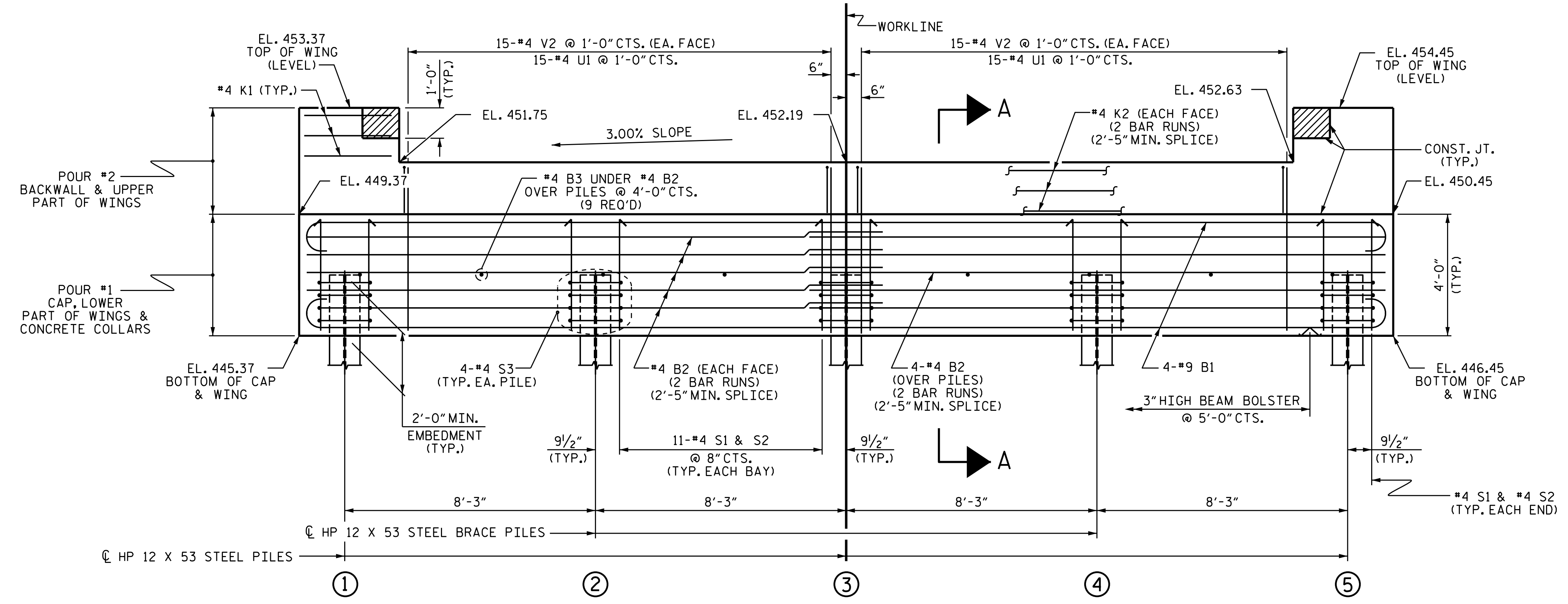
FOR PILE SPLICE DETAILS, SEE SHEET 4 OF 4.

FOR WING DETAILS, SEE SHEET 3 OF 4.



PLAN

| TOP OF PILE ELEVATIONS | |
|------------------------|--------|
| ① | 447.43 |
| ② | 447.68 |
| ③ | 447.93 |
| ④ | 448.17 |
| ⑤ | 448.42 |




ELEVATION

WINGS NOT SHOWN FOR CLARITY.
 FOR SECTION A-A, SEE SHEET 4 OF 4.
 CONCRETE COLLARS FOR STEEL PILES NOT SHOWN IN PLAN AND ELEVATION VIEWS FOR CLARITY.
 SEE "CORROSION PROTECTION FOR STEEL PILES DETAIL", SHEET 4 OF 4.

PROJECT NO. B-5157
GRANVILLE COUNTY
 STATION: 15+97.50 -L-

SHEET 2 OF 4



STATE OF NORTH CAROLINA
 DEPARTMENT OF TRANSPORTATION
 RALEIGH

SUBSTRUCTURE
END BENT 2

| REVISIONS | | | | | | SHEET NO. |
|-----------|-----|-------|-----|-----|-------|-----------------|
| NO. | BY: | DATE: | NO. | BY: | DATE: | S-11 |
| 1 | | | 3 | | | TOTAL SHEETS 15 |
| 2 | | | 4 | | | |

| | | | |
|----------------|-------------|--------|-----------|
| ASSEMBLED BY : | K.W. ALFORD | DATE : | 12/2015 |
| CHECKED BY : | J.P. ADAMS | DATE : | 12/2015 |
| DRAWN BY : | WJH | 12/11 | REV. 4/15 |
| CHECKED BY : | AAC | 12/11 | MAA/TMG |

DOCUMENT NOT CONSIDERED FINAL
 UNLESS ALL SIGNATURES COMPLETED