

PROJ. REFERENCE NO.	SHEET NO.
B-5157	TMP-3

PHASE I (TMP - 4)

STEP 1:

USING ROADWAY STANDARD DRAWING 1101.03, SHEET 1 OF 9, AND TMP-4, PLACE TRAFFIC ON OFFSITE DETOUR ROUTE, AND CLOSE SR 1304 (SUNSET ROAD).

STEP 2:

WITH SR 1304 CLOSED TO TRAFFIC, PERFORM THE FOLLOWING:

- REMOVE EXISTING BRIDGE.
- CONSTRUCT PROPOSED BRIDGE.
- CONSTRUCT PROPOSED ROADWAY THROUGH THE FINAL SURFACE COURSE.
- PLACE FINAL PAVEMENT MARKINGS AND TIE TO EXISTING MARKINGS.

PHASE II

STEP 1:




REMOVE ROAD CLOSURE DEVICES AND DETOUR SIGNS AND OPEN SR 1304 (SUNSET ROAD) TO TRAFFIC.

STEP 2:

USING TEMPORARY LANE CLOSURES PER ROADWAY STANDARD DRAWING 1101.02 SHEET 1 OF 15, PERFORM ANY PUNCHLIST ITEMS AS REQUIRED BY THE ENGINEER.

DOCUMENT NOT CONSIDERED
FINAL UNLESS ALL
SIGNATURES COMPLETED

12/15/2015
L:\Traffic\Transportation Management\Plan\TMP\Plan Sheets\B-5157_TMP_03_PHASING.dgn
angood

 <p style="font-size: small;">Stantec Consulting Services Inc. 801 Jones Franklin Road-Suite 300 Raleigh, NC 27606 Tel. (919) 851-6866 Fax. (919) 851-7024 www.stantec.com License No. F-0672</p>	<p style="text-align: center;">SEAL</p>  <p style="font-size: x-small;">DocuSigned by: George M. Karagouze 1/4/2016</p>		<p>TEMPORARY TRAFFIC CONTROL PHASING</p>
--	--	---	---