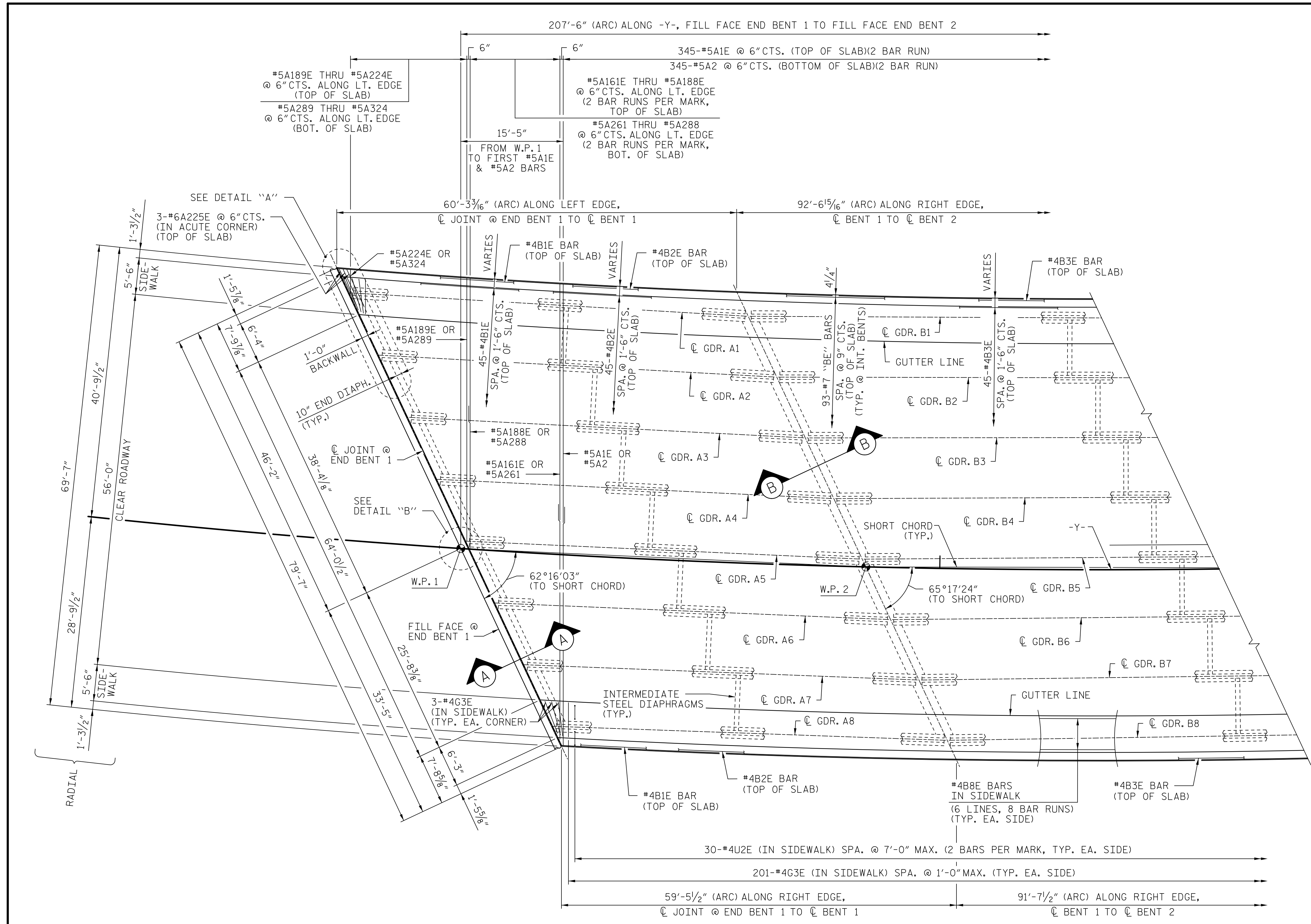
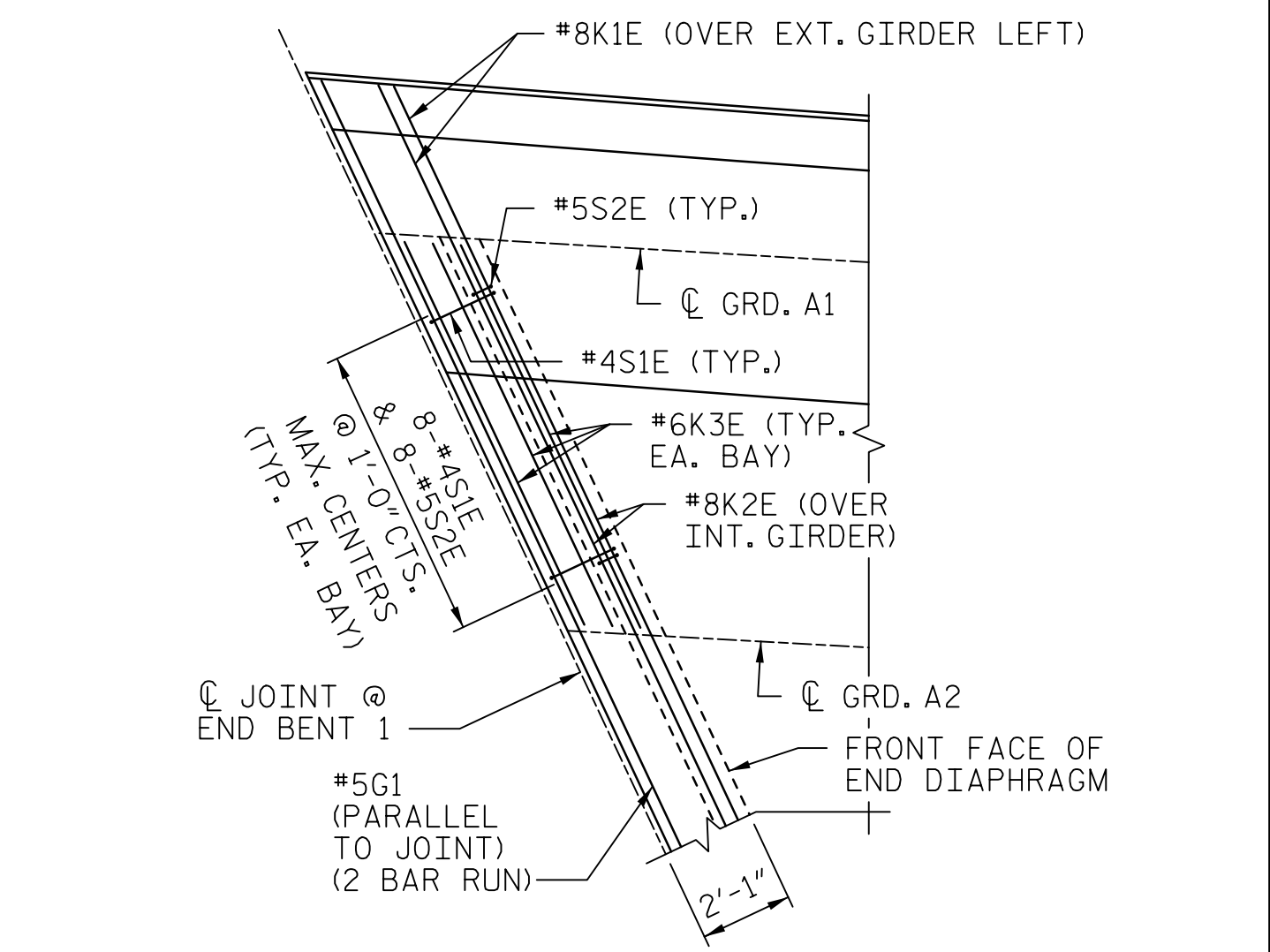


DATE: 1/12/2015
TIME: 8:55:44 AM

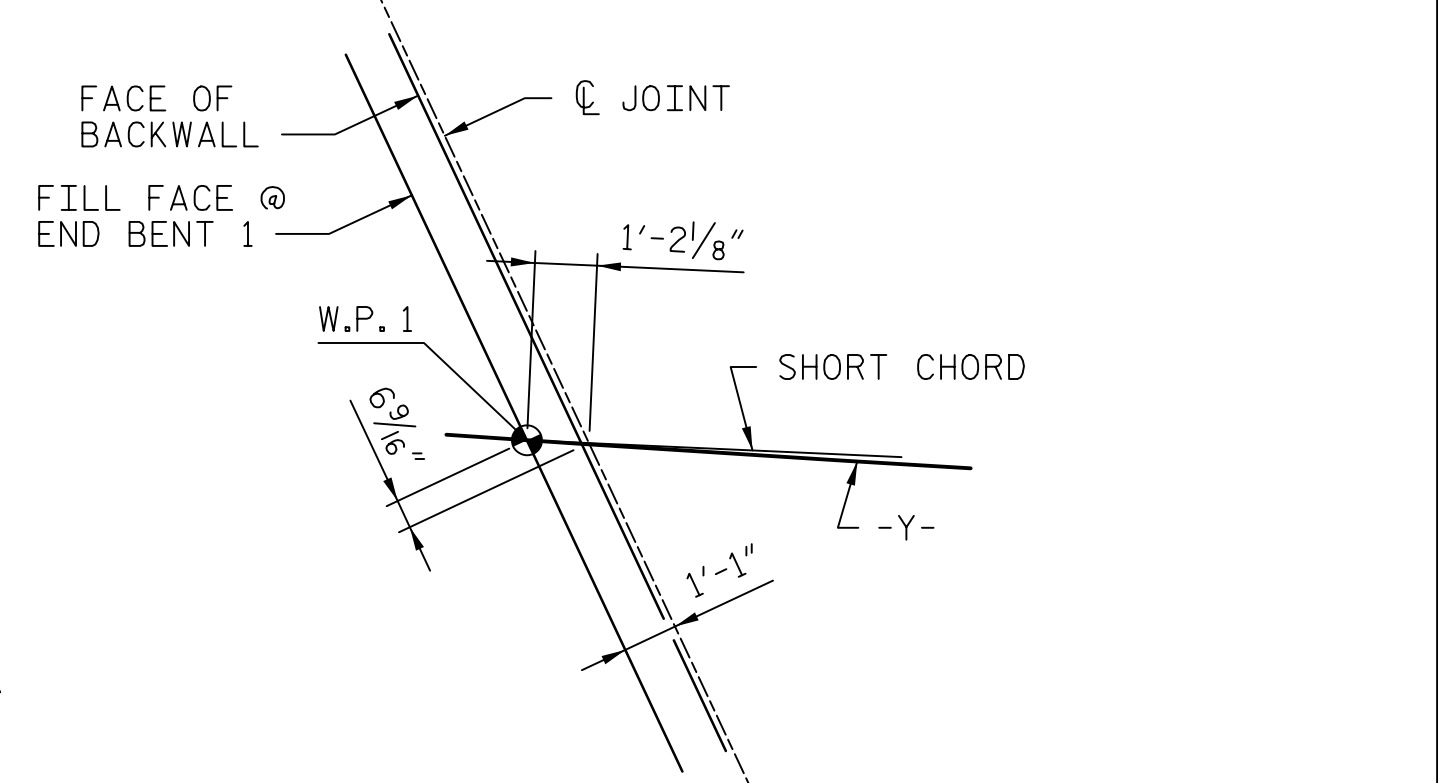
USER: jcm
DGN: R:\Bridges\09\09\402\015\U2707_SML_S50_P50.dgn



- NOTES:**
- FOR POURING SEQUENCE, TRANSVERSE CONST. JOINTS IN DECK SLAB AND TOP "B" BAR LAYOUT, SEE "PLAN OF SPAN DETAILS" SHEET.
 - "A" AND "AE" BARS TO BE PLACED PERPENDICULAR TO -Y-.
 - FOR 2 BAR METAL RAIL PARAPET DIMENSIONS, REINFORCING BAR MARKS AND BAR SPACING, SEE "RAIL POST SPACING AND END POST DETAILS" SHEET.



DETAIL "A"
"A" & "B" BARS NOT SHOWN



DETAIL "B"

PROJECT NO. U-2707
FORSYTH COUNTY
 STATION: 17+34.88 -Y-
 SHEET 1 OF 3 BRIDGE NO. 109

SPAN A SPAN B

AECOM
 AECOM TECHNICAL SERVICES, INC.
 701 CORPORATE CENTER DRIVE, SUITE 475
 RALEIGH, NC 27607
 (919) 854-6200 www.aecom.com
 AECOM License No. F-0342

SEAL
 1030474
 JOHN C. MORRIS
 REGISTERED PROFESSIONAL ENGINEER
 1/12/2015

STATE OF NORTH CAROLINA
 DEPARTMENT OF TRANSPORTATION
 RALEIGH

SUPERSTRUCTURE
 PLAN OF SPAN A
 AND PARTIAL PLAN OF
 SPAN B

REVISIONS						SHEET NO. S-50 TOTAL SHEETS 86
NO.	BY:	DATE:	NO.	BY:	DATE:	
1			3			
2			4			

DRAWN BY: DDL DATE: 4/2015
 CHECKED BY: JCM DATE: 4/2015

DOCUMENT NOT CONSIDERED
 FINAL UNLESS ALL
 SIGNATURES COMPLETED