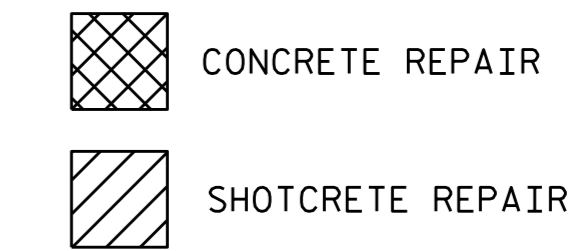


NOTE:

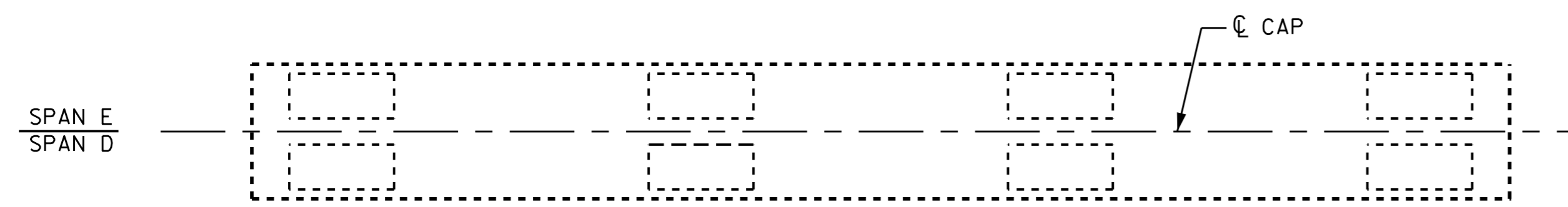
REPAIR LOCATIONS AND ESTIMATE OF QUANTITIES ARE GIVEN WITH THE BEST INFORMATION AVAILABLE. IF ADDITIONAL REPAIRS NOT SHOWN ON THE DRAWINGS ARE DEEMED NECESSARY BY THE ENGINEER, THE ENGINEER SHALL NOTE ON THE DRAWINGS THE APPROXIMATE LOCATION AND DESCRIPTION OF THE REPAIRS AND ADJUST THE ACTUAL QUANTITIES ENTERED INTO THE REPAIR QUANTITY TABLE.

FOR STRUCTURE REPAIRS, SEE "TYPICAL CAP AND COLUMN REPAIR DETAILS" SHEET S-72.

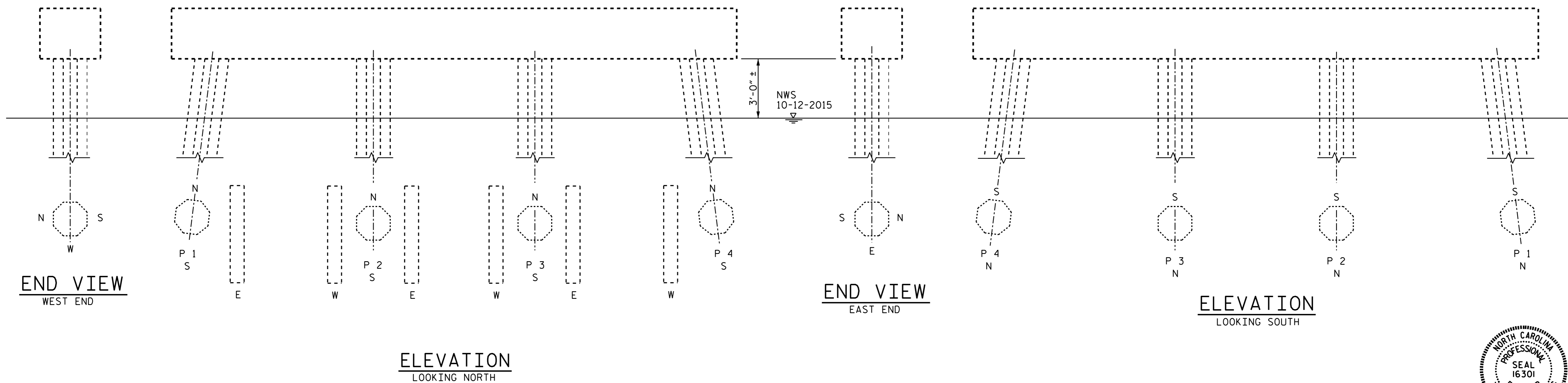
EPOXY COATING SHALL BE APPLIED TO THE TOP FACE OF THE BENT CAP.



ERI - EPOXY RESIN INJECTION



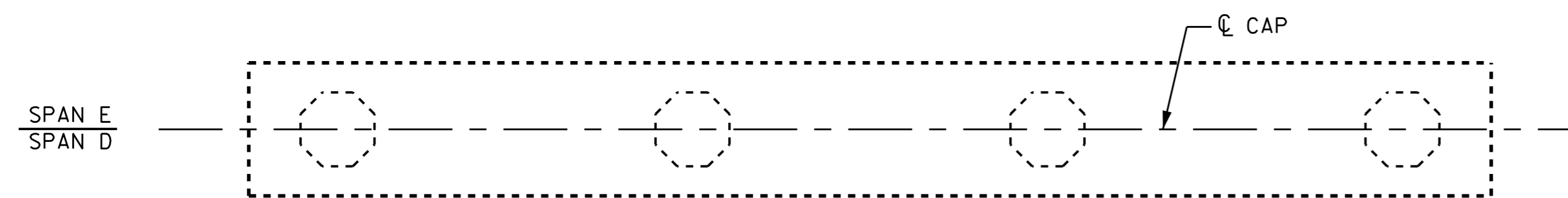
TOP OF CAP



ELEVATION
LOOKING NORTH

END VIEW
EAST END


ELEVATION
LOOKING SOUTH



BOTTOM OF CAP

REPAIR QUANTITY TABLE				
BENT 4	QUANTITIES			
	ESTIMATE		ACTUAL	
	AREA SF.	VOLUME CF.	AREA SF.	VOLUME CF.
SHOTCRETE REPAIRS				
CAP (VERTICAL FACE)				
CAP (HORIZONTAL FACE)				
PILE (VERTICAL FACE)				
CONCRETE REPAIRS				
EPOXY RESIN INJECTION		LN. FT.		LN. FT.
CAP				
PILE				
EPOXY COATING		SO. FT.		SO. FT.
TOP OF CAP		65.3		

VALUES IN CHART REPRESENT ESTIMATED REPAIR TOTALS AFTER REMOVAL OF UNSOUND CONCRETE, MIN. OF 1" BEHIND REBAR AND MIN. 1" CL TO SAWCUT. SEE REPAIR DETAILS.



DocuSigned by:
Ting H. Fang
1/28/2016
E720884097435...

PROJECT NO. I-5788
CUMBERLAND COUNTY
STATION: 158

SHEET 5 OF 5

STATE OF NORTH CAROLINA
DEPARTMENT OF TRANSPORTATION
RALEIGH
SUBSTRUCTURE REPAIR
BENT 4
SBL

REVISIONS						SHEET NO. S-46
NO.	BY:	DATE:	NO.	BY:	DATE:	
1			3			TOTAL SHEETS 72
2			4			

DRAWN BY : T. H. FANG DATE : 9/2015
CHECKED BY : T. FANG DATE : 9/2015