

**This electronic collection of documents is provided
for the convenience of the user
and is Not a Certified Document –**

**The documents contained herein were originally issued
and sealed by the individuals whose names and license
numbers appear on each page, on the dates appearing
with their signature on that page.**

**This file or an individual page
shall not be considered a certified document.**

**STATE OF NORTH CAROLINA
DEPARTMENT OF TRANSPORTATION**

**SIGNING PLAN
MACON COUNTY**

**LOCATION: BRIDGE No. 172 OVER LITTLE
TENNESSEE RIVER ON SR 1456**

<small>PROJECT REFERENCE NO.</small> B-3868	<small>SHEET NO.</small> SIGN - 1
<small>DocuSigned by:</small> APPROVED:	
<small>DATE:</small> 8/5/2015	
<small>SEAL</small> 	

T.I.P.: B-3868

CONTRACT: C203656

SUMMARY OF QUANTITIES

ITEM NO.		ITEM DESCRIPTION	QUANTITY	UNIT
DESC. NO.	SECT. NO.			
4072000000	903	SUPPORTS, 3 LB STEEL U-CHANNEL	510	L.F.
4096000000	904	SIGN ERECTION, TYPE D	2	EA.
4102000000	904	SIGN ERECTION, TYPE E	37	EA.
4116100000	904	SIGN ERECTION, RELOCATE SIGN TYPE E (GROUND MOUNTED)	2	EA.
4155000000	907	DISPOSAL OF SIGN SYSTEM, U-CHANNEL	17	EA.
4192000000	907	DISPOSAL OF SUPPORT, U-CHANNEL	1	EA.

GENERAL NOTES

- . SIGNS FURNISHED BY STATE
- . IF REMOVAL OR RELOCATION OF SIGNS ON PRIVATE STREET (NON-STATE MAINTAINED) IS REQUIRED DUE TO CONSTRUCTION, THE CONTRACTOR SHALL INFORM THE ENGINEER. THE WORK WILL BE COMPLETED BY OTHERS.
- . WHEN NOT STATIONED OR DIMENSIONED ON PLANS, ALL 'E' AND 'F' SIGNS SHALL BE FIELD LOCATED BY THE ENGINEER
- . ALL EXISTING SIGNS ON "U" CHANNEL POST WITHIN THE PROJECT LIMITS SHALL BE REMOVED AND DISPOSED OF UNLESS OTHERWISE NOTED ON PLANS.
- . WHEN EXISTING SIGNS ARE REMOVED AND INSTALLED ON NEW SUPPORTS, THE RE-ERECTION SHALL IMMEDIATELY FOLLOW THE REMOVAL.
- . THE BACKGROUND FOR TYPE E & F SIGNS SHALL BE TYPE C REFLECTIVE SHEETING.
- . SEE ROADWAY PLANS FOR GUARD/GUIDE RAIL DETAILS.

ROADWAY STANDARD DRAWING

THE FOLLOWING ROADWAY STANDARDS AS APPEAR IN "ROADWAY STANDARD DRAWINGS" - PROJECT SERVICES UNIT - N.C. DEPARTMENT OF TRANSPORTATION - RALEIGH, N.C., DATED JANUARY 2012 ARE APPLICABLE TO THIS PROJECT AND BY REFERENCE HEREBY ARE CONSIDERED A PART OF THESE PLANS:


<u>STD. NO.</u>	<u>TITLE</u>
904.10	ORIENTATION OF GROUND MOUNTED SIGNS
904.50	MOUNTING OF TYPE 'D', 'E' AND 'F' SIGNS ON 'U' CHANNEL POSTS


INDEX


<u>SHEET NO.</u>	<u>DESCRIPTION</u>
SIGN-1	TITLE SHEET
SIGN-2	E AND D SHEET
SIGN-3	SIGN DETAIL SHEET

PLAN PREPARED BY: N.C.D.O.T. SIGNING AND DELINEATION UNIT

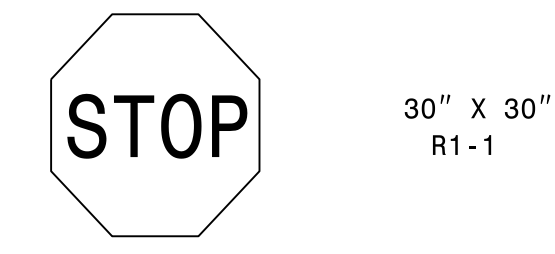
K. L. JORDAN SIGNING & DELINEATION REGIONAL ENGINEER
J. G. MARTINEZ SIGNING & DELINEATION PROJECT DESIGN ENGINEER



APPROVED: 
 DATE: 8/5/2015



401 QUANTITY REQ'D 2



30" X 30"
R1-1

ONE "U" POST PER SIGN


406 QUANTITY REQ'D 1



30" X 30"
W11-1

YELLOW/GREEN REFLECTIVE SHEETING
ONE "U" POST PER SIGN


411 QUANTITY REQ'D 1



30" X 30"
W1-1R

ONE "U" POST PER SIGN

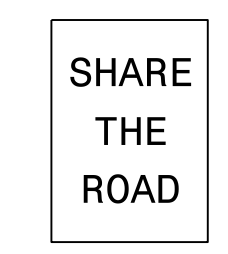
402 QUANTITY REQ'D 1



48" X 24"
W1-7

TWO "U" POSTS PER SIGN


407 QUANTITY REQ'D 1



18" X 24"
W16-1P

YELLOW/GREEN REFLECTIVE SHEETING
MOUNT BELOW SIGN 406
IN .1. INSTALLATIONS

412 QUANTITY REQ'D 1

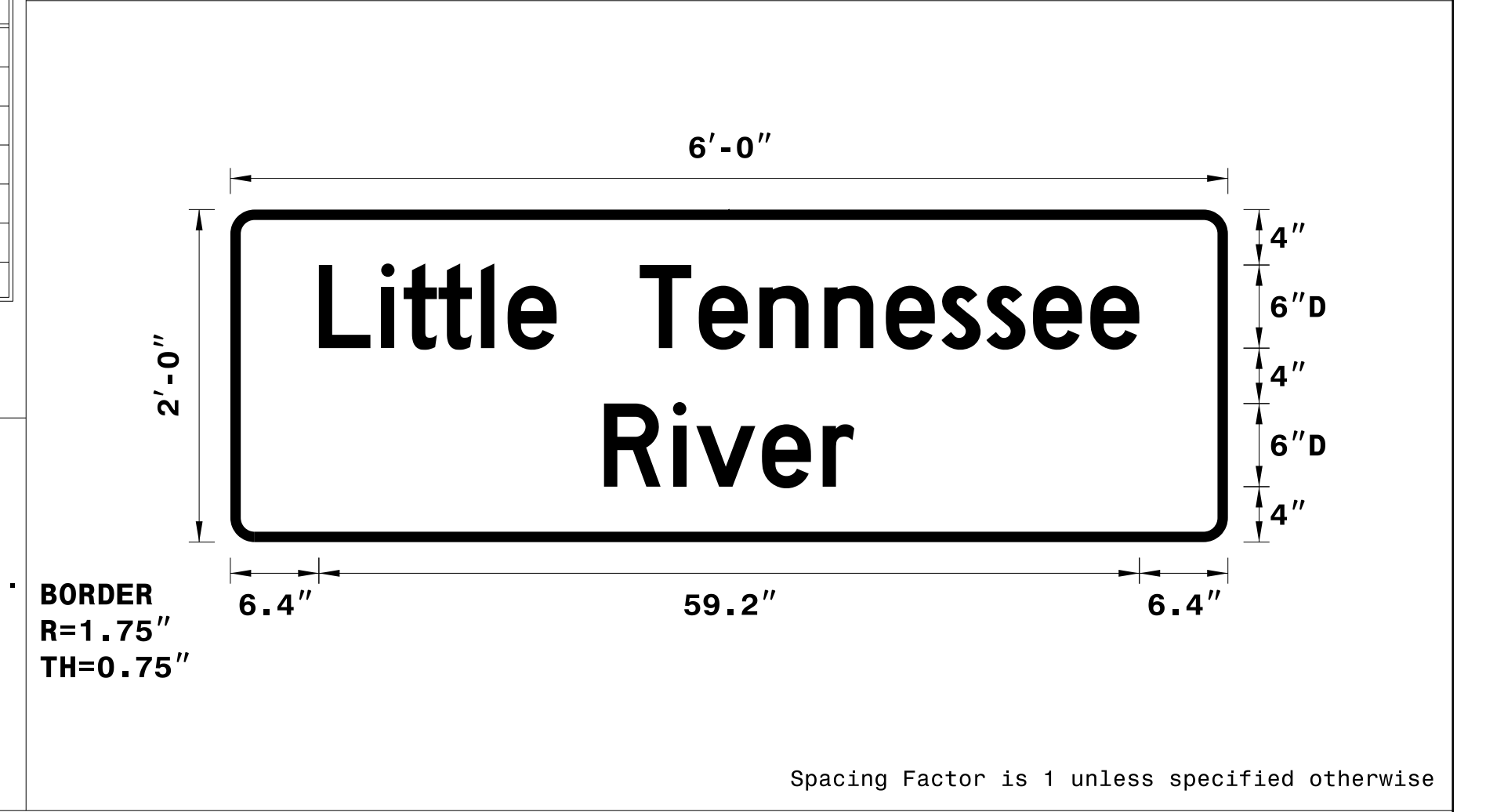


30" X 30"
W1-1L

ONE "U" POST PER SIGN

SIGN NUMBER: 301,302 BACKG COLOR: Green
 TYPE: D COPY COLOR: White
 QUANTITY: 2
 SIGN WIDTH: 6'-0"
 HEIGHT: 2'-0"
 TOTAL AREA: 12.0 Sq.Ft.
 BORDER TYPE: FLUSH
 RECESS: 0"
 WIDTH: 0.75"
 RADII: 1.75"
 NO. Z BARS:
 LENGTH:
 SYMBOl X Y WID HT
 MAT'L: 0.125" (3.2 mm) ALUMINUM

DESIGN BY: B.H. CHECKED BY: Aug 04, 2015
 PROJECT ID: B-3868 LOCATION: DIV: 14



- USE NOTES: 1,2
- Legend and border (except those that are colored black) shall be direct applied Grade C sheeting.
 - Background shall be Grade C reflective sheeting.
 - Shields; A, B, and C type arrows shall be on 0.032" (0.8mm) aluminum and demountable.
 - Bottom panel shall be yellow Grade C sheeting. Legend shall be direct applied black non-reflective sheeting. Yellow panel is:


LETTER POSITIONS

Letter spacings are to start of next letter

Letter	L	i	t	t	l	e	T	e	n	n	e	s	s	e	e	Series/Size			
Spacing	6.4	4.5	1.6	2.5	3.1	1.9	3.5	6	4.3	4.4	4.7	4.4	4	3.2	3.4	4.1	3.5	6.4	D 2000
Text Length																			59.2
Letter	R	i	v	e	r														D 2000
Text Length	27	5	1.7	4.7	4.4	2.3	27												18.1

FILENAME: B-3868_sgn_guidesign NORTH CAROLINA D.O.T. SIGN DETAIL

403 QUANTITY REQ'D 1



30" X 30"
W1-3L

ONE "U" POST PER SIGN

408 QUANTITY REQ'D 2



30" X 30"
W11-10

ONE "U" POST PER SIGN


413 QUANTITY REQ'D 2



18" X 18"
W13-1P

MOUNT BELOW SIGN 411
IN .1. INSTALLATIONS
MOUNT BELOW SIGN 412
IN .1. INSTALLATIONS


404 QUANTITY REQ'D 1



30" X 30"
W1-3R

ONE "U" POST PER SIGN

409 QUANTITY REQ'D 11



18" X 24"
W1-8R

ONE "U" POST PER SIGN


405 QUANTITY REQ'D 2



18" X 18"
W13-1P

MOUNT BELOW SIGN 403
IN .1. INSTALLATIONS
MOUNT BELOW SIGN 404
IN .1. INSTALLATIONS

410 QUANTITY REQ'D 11



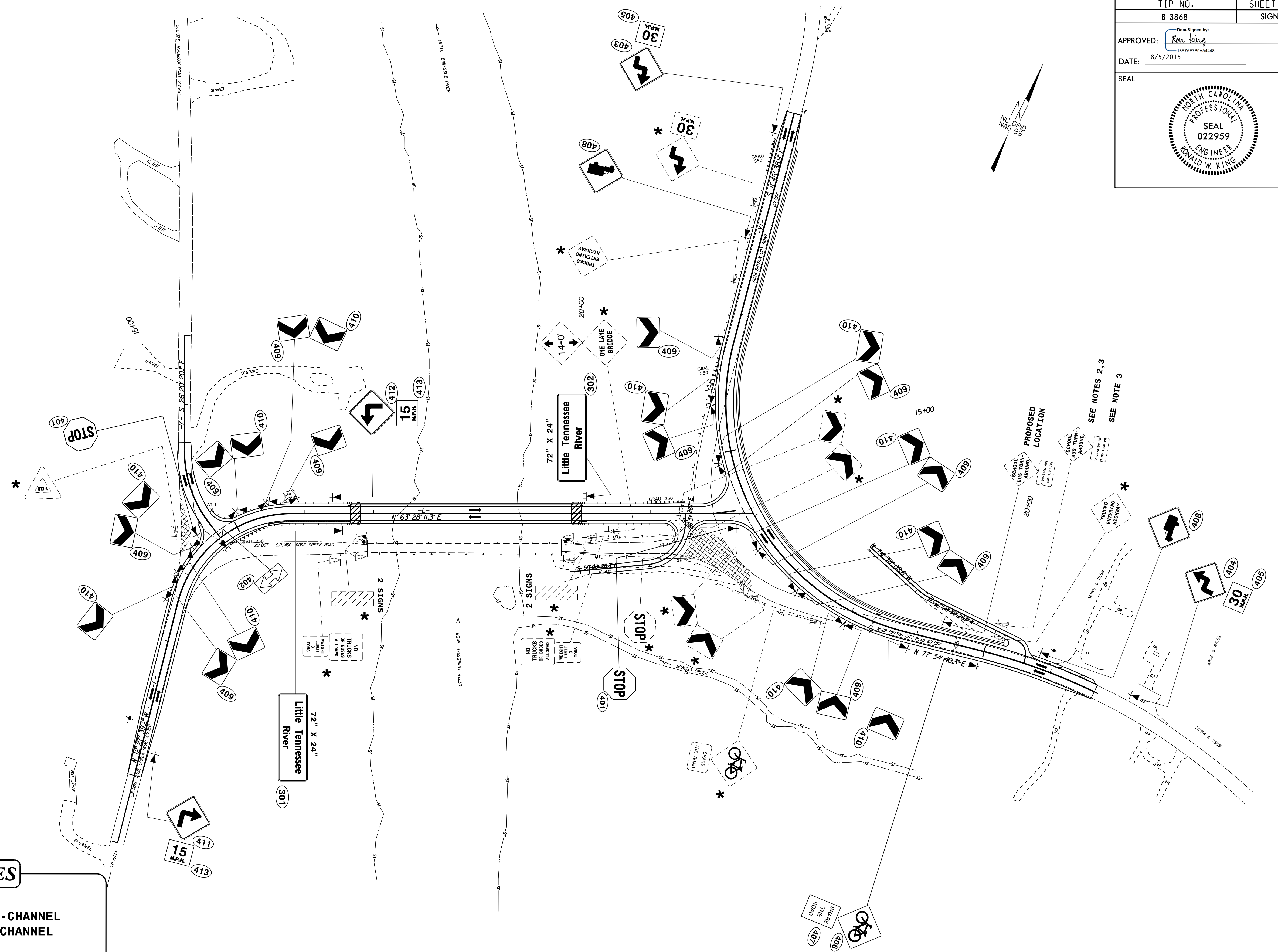

18" X 24"
W1-8L

ONE "U" POST PER SIGN

TYPE "E" and "D" SIGNS

P:\165-2015\1655\3868\Traffic\Signing\CADD\Quantities & GM_Signs\B-3868_SGN_Details.dgn

APPROVED: *Ron King*
DocuSigned by:
 13E7AF7B9AA4448
 DATE: 8/5/2015



PROJECT NOTES

- 1 DISPOSAL SIGN SYSTEM, U-CHANNEL
- 2 DISPOSAL OF SUPPORT, U CHANNEL
- 3 RELOCATE SIGN TYPE E

★ SEE NOTE 1

**EXISTING & PROPOSED
SIGNS**

04-AUG-2015 16:55 P:\tpp-projects\B3868\Traffic\Signing\CADD\Signing Layout Plans\B-3868-Sgn-SON.dgn
 jgmer-tmezz AT E274401