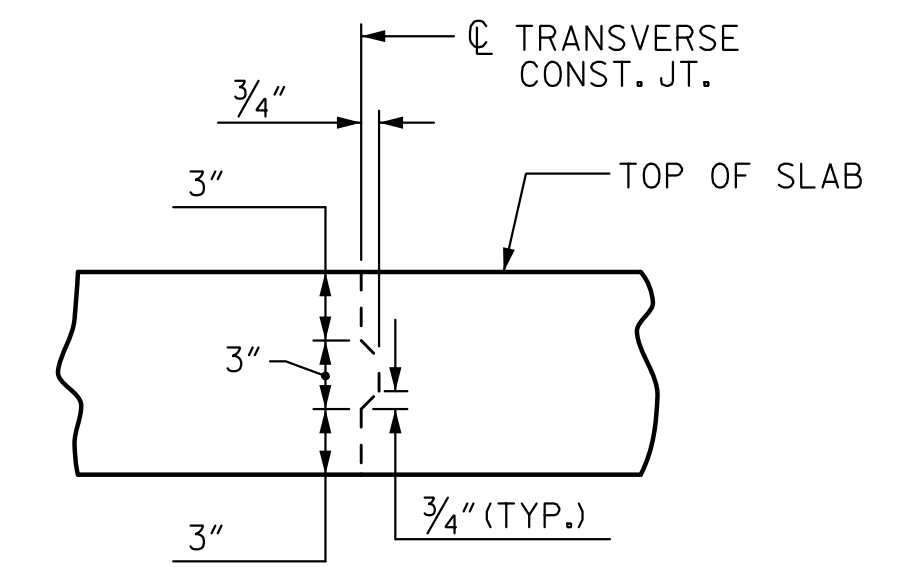


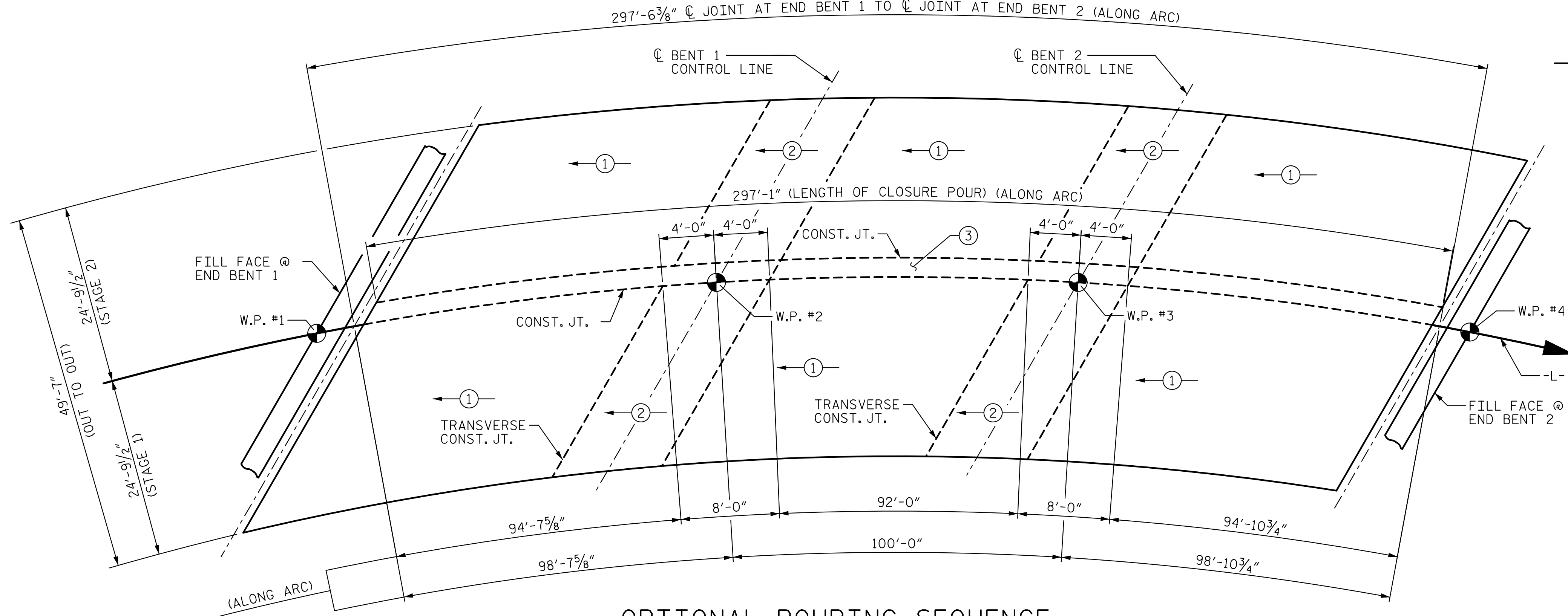
POURING SEQUENCE

① - DENOTES POUR NUMBER AND DIRECTION



TRANSVERSE CONSTRUCTION JOINT DETAIL

NOTE: REINFORCING STEEL IN SLAB NOT SHOWN. LONGITUDINAL REINFORCING STEEL SHALL BE CONTINUOUS THRU JOINT



OPTIONAL POURING SEQUENCE

① - DENOTES POUR NUMBER AND DIRECTION

POUR ② CANNOT BE STARTED UNTIL BOTH ADJACENT ① POURS REACH A MINIMUM OF 3000 PSI.

PROJECT NO. B-4159


JACKSON COUNTY

STATION: 20+16.00 -L-

SHEET 1 OF 3

STATE OF NORTH CAROLINA
DEPARTMENT OF TRANSPORTATION
RALEIGH

SUPERSTRUCTURE
POUR SEQUENCE



REVISIONS						SHEET NO.
NO.	BY:	DATE:	NO.	BY:	DATE:	S-42
1			3			TOTAL SHEETS
2			4			64

10/14/2015 10:41:59 AM \\server\p02 - b4159_sd.bm.01.dgn ECA Engineering, Inc.

DRAWN BY : D. H. CARTER DATE : SEP 2015
 CHECKED BY : K. M. MOBLEY DATE : SEP 2015
 DESIGN ENGINEER OF RECORD: T. E. TALLMAN DATE : OCT 2015