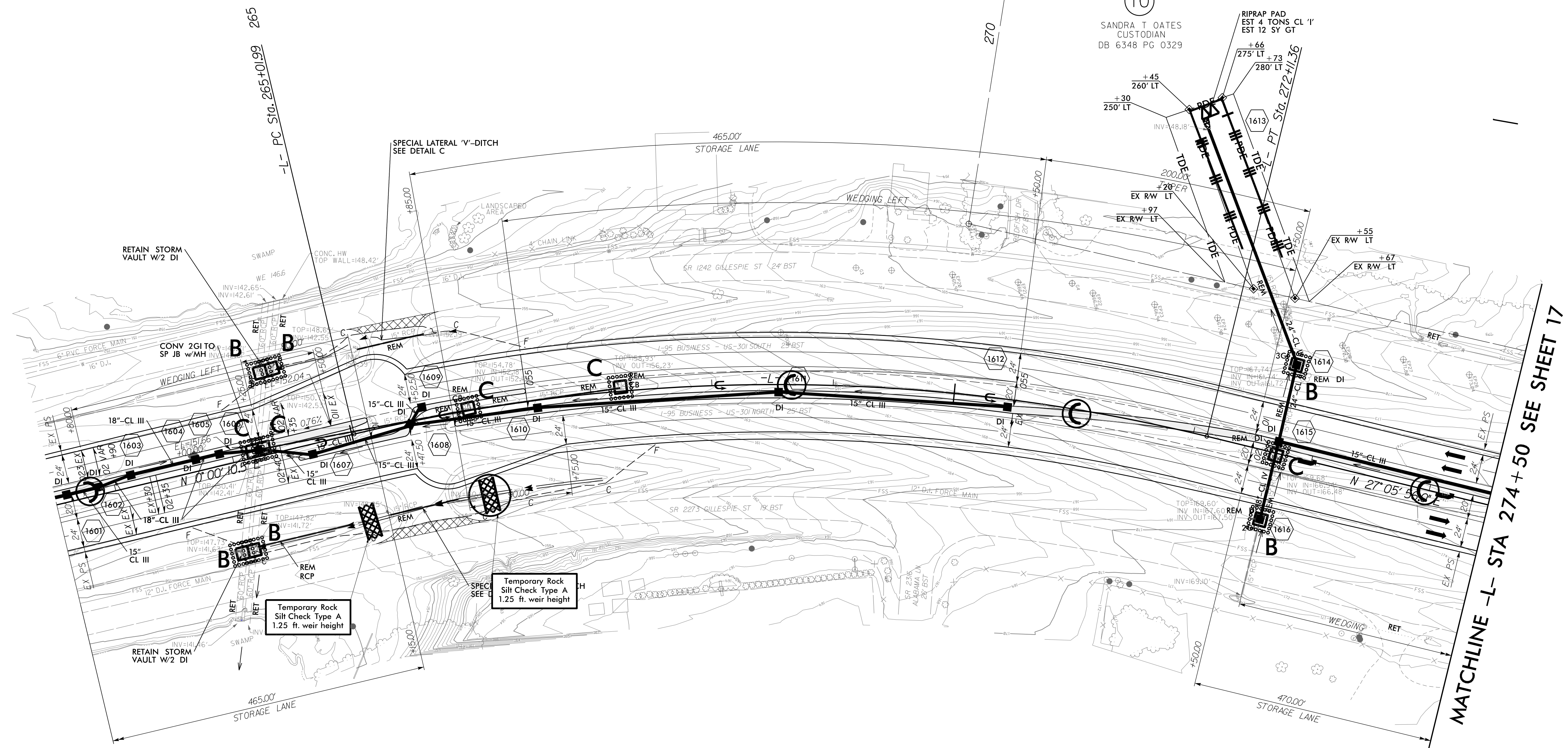
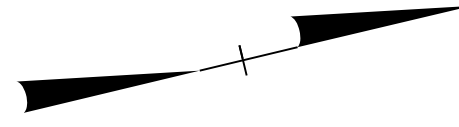


NOTE:
 SILT FENCE AND COIR FIBER WATTLE BREAKS
 SHALL BE INSTALLED AS DIRECTED BY ENGINEER.

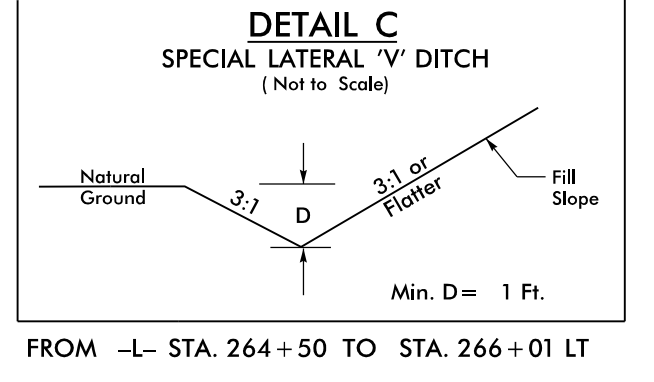
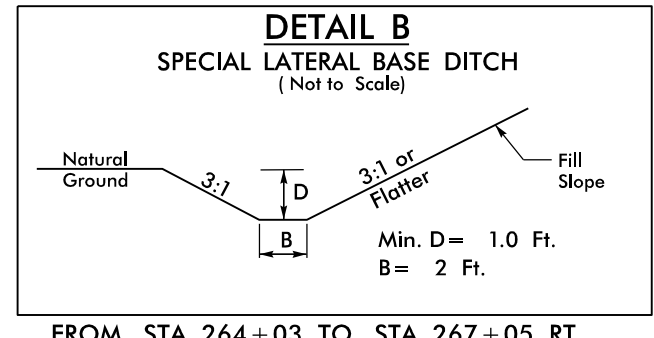
-L-
 PI Sta 268+63.44
 $\Delta = 27^{\circ} 05' 45.5" (RT)$
 $D = 3^{\circ} 49' 11.0"$
 $L = 709.37'$
 $T = 361.45'$
 $R = 1,500.00'$



CLEARING AND GRUBBING
 EROSION CONTROL FOR
 CONSTRUCTION SHEET 16

NOTE:
 PLACE TEMPORARY ROCK SEDIMENT DAMS TYPE - B
 AND TEMPORARY ROCK SILT CHECKS TYPE - A AT
 DRAINAGE OUTLETS.

NOTE:
 PERIMETER EROSION CONTROL MEASURES SHALL BE
 INSTALLED DURING CLEARING AND GRUBBING PHASE.



8/17/99
 9/4/2015
 R:\Roads\de W-5519_REL\PSH16_CC.dgn
 localuser