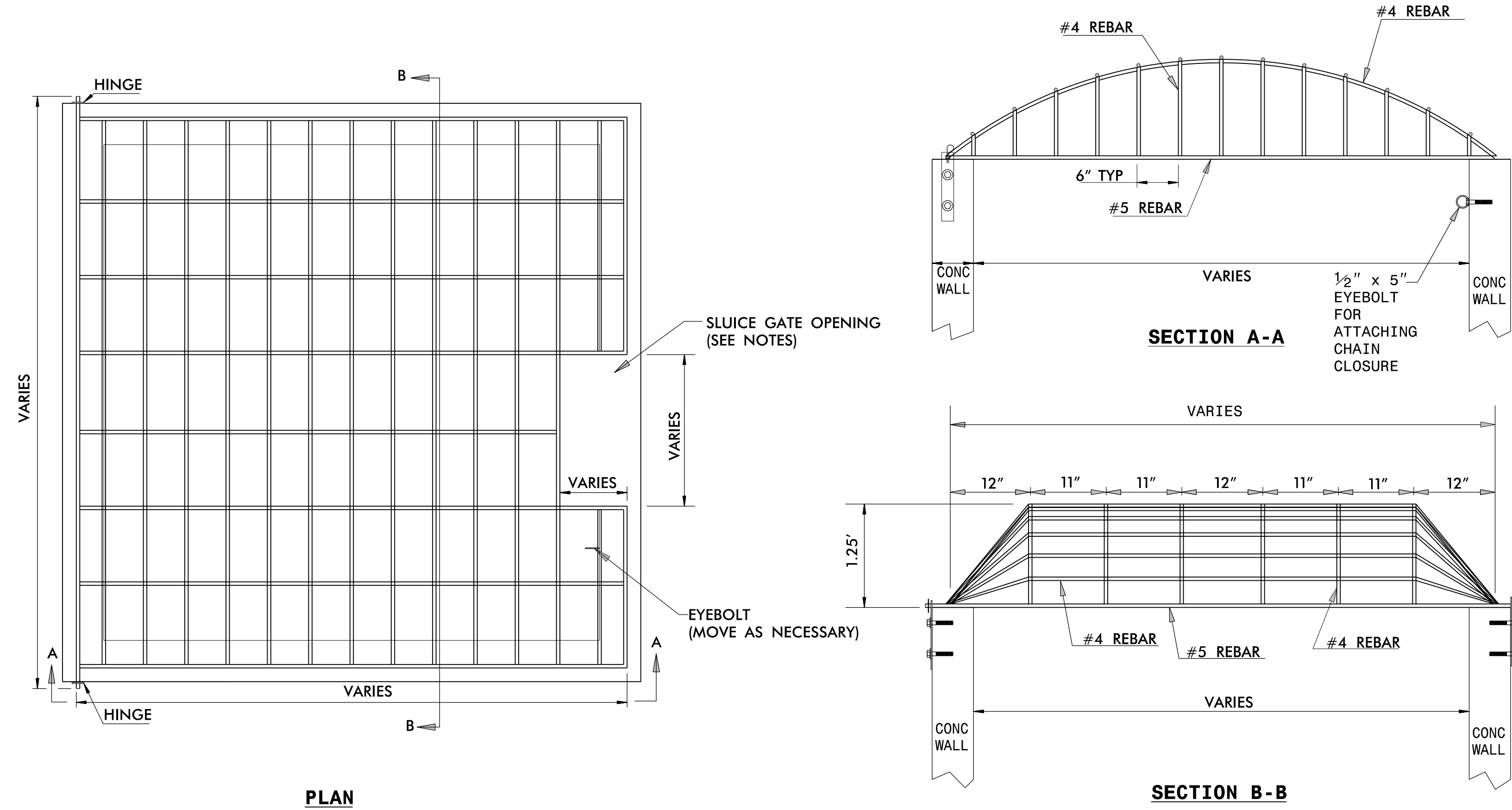
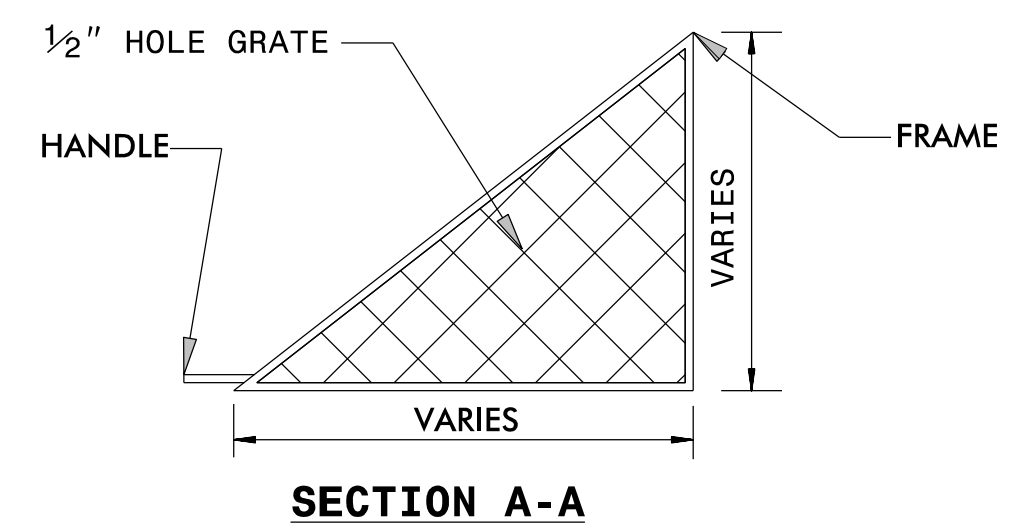
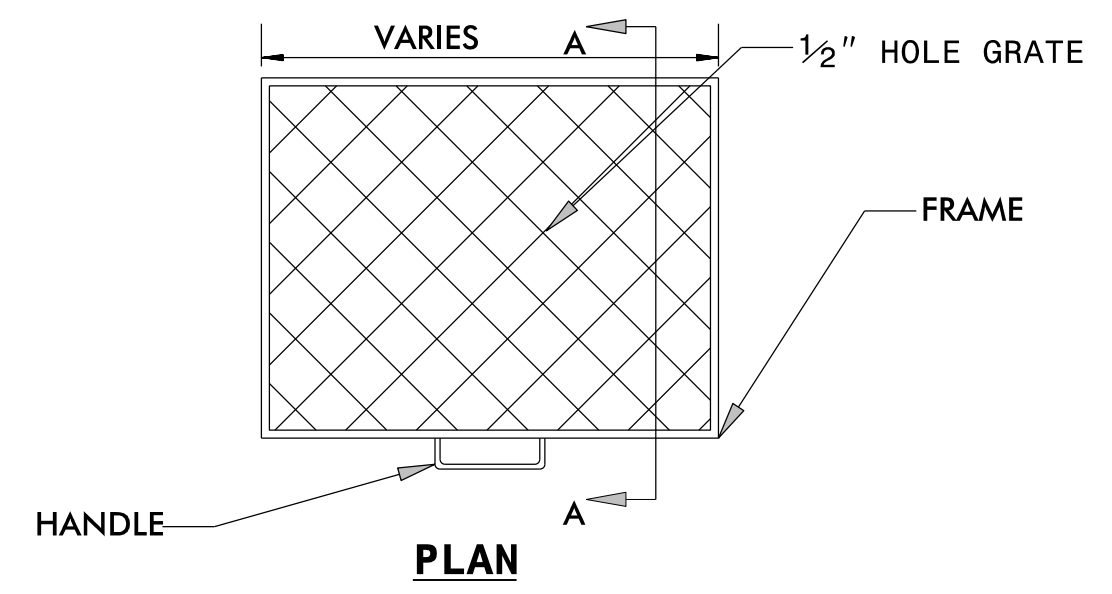


DETAIL P
REMOVABLE RISER /ORIFICE TRASH RACK
 NOT TO SCALE



REBAR TRASH RACK
 NOT TO SCALE

- RISER TRASH RACK NOTES:**
1. ALL JOINTS SHALL BE FULLY WELDED AROUND JOINT WITH A MINIMUM OF A 1/4" BEAD.
 2. IF BOLTS ARE ANCHORED IN CONCRETE, FOLLOW STD. DWG. 862.03 AND 862.04 FOR ANCHORING PROCEDURE.
 3. EYEBOLT FOR CHAIN CLOSURE SHALL BE INSTALLED BY THE SAME METHOD AS THE HINGE PLATE BOLTS.
 4. RACK AND HARDWARE SHALL BE ALUMINUM OR REBAR AND GALVANIZED IN ACCORDANCE WITH ASTM A-153.
 5. PROVIDE OPENING IN TRASH RACK TO ACCOMMODATE SLUICE GATE ON THE OUTLET PIPE. ENSURE TRASH RACK OPENS FREELY AND WITHOUT INTERFERENCE WITH SLUICE GATES.
 6. PAYMENT FOR RISER TRASH RACK INCIDENTAL TO DRY DETENTION BASIN DRAWDOWN STRUCTURE.



- ORIFICE TRASH RACK NOTES:**
1. ALL JOINTS SHALL BE FULLY WELDED AROUND JOINT WITH A MINIMUM OF A 1/4" BEAD.
 2. IF BOLTS ARE ANCHORED IN CONCRETE, FOLLOW STD. DWG. 862.03 AND 862.04 FOR ANCHORING PROCEDURE.
 3. REMOVEABLE ORIFICE TRASH RACK SHALL BE ATTACHED TO CONCRETE BOX BY HINGE OR SLIDE RAIL SYSTEM.
 4. RACK AND HARDWARE SHALL BE ALUMINUM OR GALVANIZED IN ACCORDANCE WITH ASTM A-153.
 5. PAYMENT FOR ORIFICE TRASH RACK INCIDENTAL TO DRY DETENTION BASIN DRAWDOWN STRUCTURE.