

**This electronic collection of documents is provided
for the convenience of the user
and is Not a Certified Document –**

**The documents contained herein were originally issued
and sealed by the individuals whose names and license
numbers appear on each page, on the dates appearing
with their signature on that page.**

**This file or an individual page
shall not be considered a certified document.**

**STATE OF NORTH CAROLINA
DEPARTMENT OF TRANSPORTATION**

**SIGNING PLAN
TRANSYLVANIA COUNTY**

LOCATION: CALDWELL STREET FROM ROSMAN HIGHWAY (US 64) TO PROBART STREET

TIP NO. U-5104	SHEET NO. SIGN-1
APPROVED: <small>DocuSigned by: 13E7AF70BA4448</small>	
DATE: 3/2/2015	

T.I.P.: U-5104

CONTRACT: C203318

ROADWAY STANDARD DRAWING

THE FOLLOWING ROADWAY STANDARDS AS APPEAR IN "ROADWAY STANDARD DRAWINGS" - PROJECT SERVICES UNIT - N.C. DEPARTMENT OF TRANSPORTATION - RALEIGH, N.C., DATED JANUARY 2012 ARE APPLICABLE TO THIS PROJECT AND BY REFERENCE HEREBY ARE CONSIDERED A PART OF THESE PLANS:

<u>STD. NO.</u>	<u>TITLE</u>
904.10	ORIENTATION OF GROUND MOUNTED SIGNS
904.50	MOUNTING OF TYPE 'D', 'E' AND 'F' SIGNS ON 'U' CHANNEL POSTS

GENERAL NOTES

- . SIGNS FURNISHED BY STATE
- . IF REMOVAL OR RELOCATION OF SIGNS ON PRIVATE STREET (NON-STATE MAINTAINED) IS REQUIRED DUE TO CONSTRUCTION, THE CONTRACTOR SHALL INFORM THE ENGINEER. THE WORK WILL BE COMPLETED BY OTHERS.
- . WHEN NOT STATIONED OR DIMENSIONED ON PLANS, ALL 'E' AND 'F' SIGNS SHALL BE FIELD LOCATED BY THE ENGINEER
- . ALL EXISTING SIGNS ON "U" CHANNEL POST WITHIN THE PROJECT LIMITS SHALL BE REMOVED AND DISPOSED OF UNLESS OTHERWISE NOTED ON PLANS.
- . WHEN EXISTING SIGNS ARE REMOVED AND INSTALLED ON NEW SUPPORTS, THE RE-ERECTION SHALL IMMEDIATELY FOLLOW THE REMOVAL.
- . THE BACKGROUND FOR TYPE E & F SIGNS SHALL BE TYPE C REFLECTIVE SHEETING.

SUMMARY OF QUANTITIES

ITEM NO.		ITEM DESCRIPTION	QUANTITY	UNIT
DESC. NO.	SECT. NO.			
4072000000	903	SUPPORTS, 3 LB STEEL U-CHANNEL	567	L.F.
4102000000	904	SIGN ERECTION, TYPE E	32	EA.
4108000000	904	SIGN ERECTION, TYPE F	2	EA.
4155000000	907	DISPOSAL OF SIGN SYSTEM, U-CHANNEL	24	EA.

PROJECT NOTES


- 1 DISPOSAL OF SIGN SYSTEM, U-CHANNEL

INDEX

<u>SHEET NO.</u>	<u>DESCRIPTION</u>
SIGN-1	TITLE SHEET
SIGN-2-2A	E,F AND SIGN DESIGN SHEETS
SIGN-3-4	SIGNING PLAN SHEETS

PLAN PREPARED BY: N.C.D.O.T. SIGNING AND DELINEATION UNIT

Kelvin Jordan SIGNING & DELINEATION REGIONAL ENGINEER
J. Navarrete SIGNING & DELINEATION PROJECT DESIGN ENGINEER

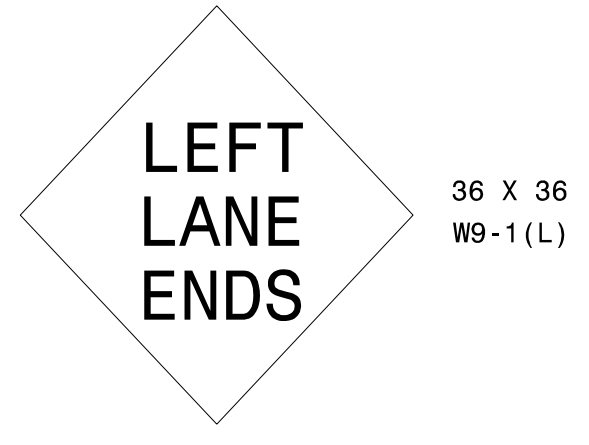


APPROVED: *Ron King*
DocuSigned by:
 13E7AF789A4448

DATE: 3/2/2015



401 QUANTITY REQ'D 1



ONE "U" POST PER SIGN

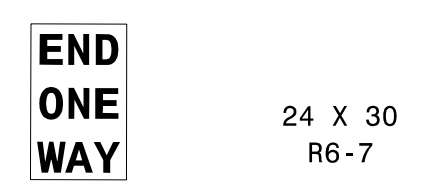
406 QUANTITY REQ'D 3



MOUNT AGAINST SIGN 407
 IN 3 INSTALLATIONS

TWO "U" POSTS PER SIGN


411 QUANTITY REQ'D 2



MOUNT AGAINST SIGN 408
 IN 2 INSTALLATIONS

ONE "U" POST PER SIGN

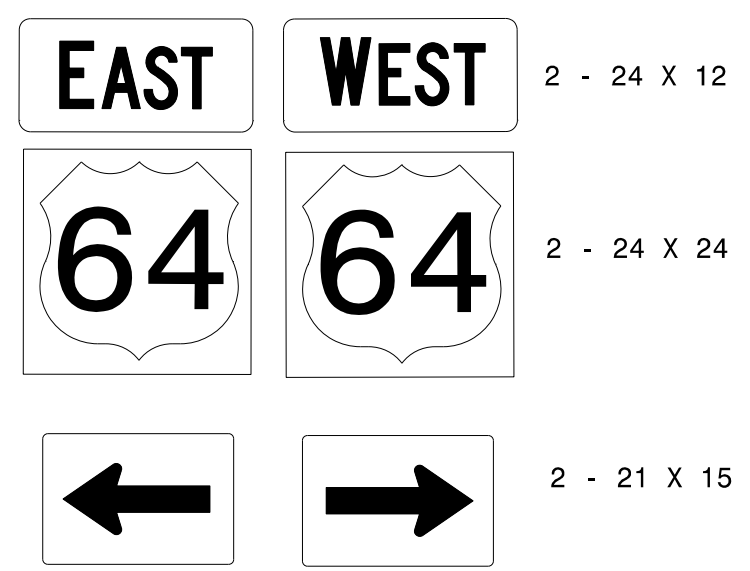
416 QUANTITY REQ'D 1



MOUNT BACK TO BACK 401
 IN 1 INSTALLATIONS

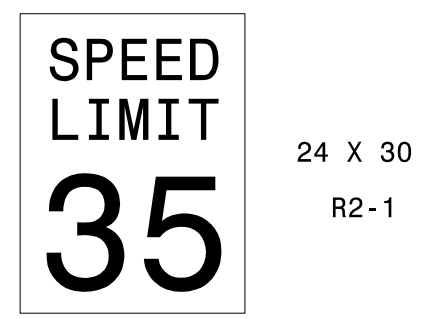
ONE "U" POST PER SIGN

501 QUANTITY REQ'D 1



TWO "U" POSTS PER SIGN

402 QUANTITY REQ'D 2



ONE "U" POST PER SIGN


407 QUANTITY REQ'D 3



MOUNT BACK TO BACK 406
 IN 3 INSTALLATIONS


TWO "U" POSTS PER SIGN

412 QUANTITY REQ'D 2



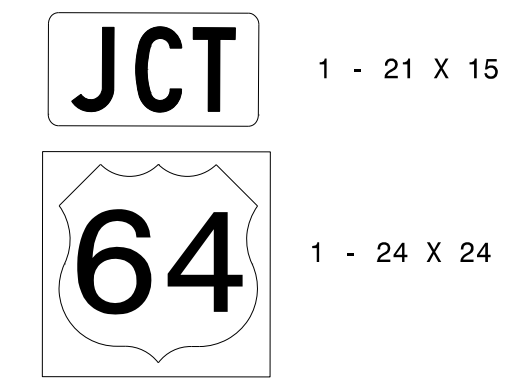
ONE "U" POST PER SIGN

417 QUANTITY REQ'D 1




TWO "U" POSTS PER SIGN

502 QUANTITY REQ'D 1



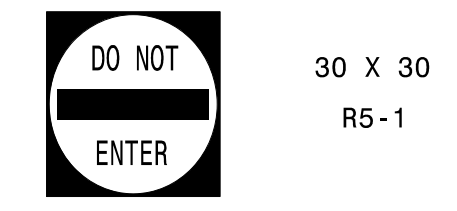
ONE "U" POST PER SIGN

403 QUANTITY REQ'D 2



ONE "U" POST PER SIGN

408 QUANTITY REQ'D 2



ONE "U" POST PER SIGN

413 QUANTITY REQ'D 2



MOUNT BELOW SIGN 412
 IN 2 INSTALLATIONS

ONE "U" POST PER SIGN

418 QUANTITY REQ'D 1

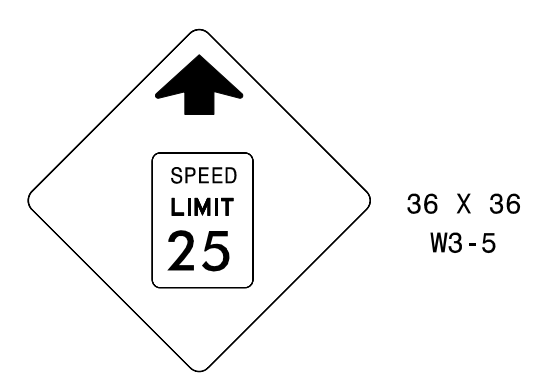


SIGN DESIGN DETAIL SHEET-2A

MOUNT BELOW SIGN 417
 IN 1 INSTALLATION

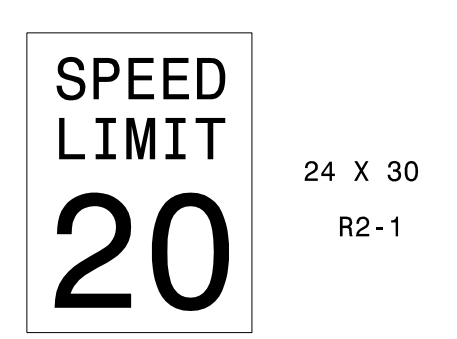
TWO "U" POSTS PER SIGN

404 QUANTITY REQ'D 1



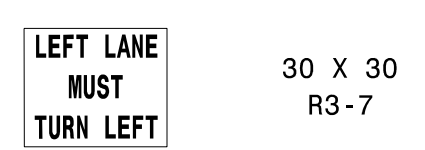
ONE "U" POST PER SIGN

409 QUANTITY REQ'D 2



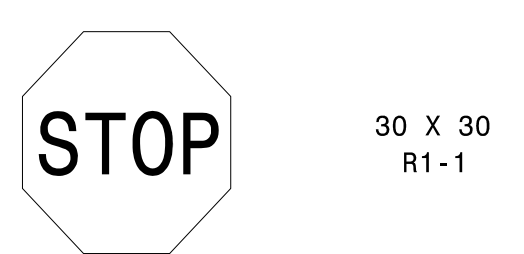
ONE "U" POST PER SIGN

414 QUANTITY REQ'D 1




ONE "U" POST PER SIGN

405 QUANTITY REQ'D 4



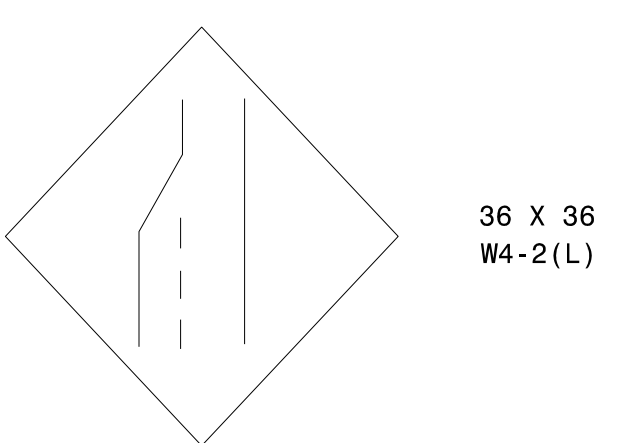
ONE "U" POST PER SIGN

410 QUANTITY REQ'D 1



ONE "U" POST PER SIGN

415 QUANTITY REQ'D 1



TYPE "E" & "F" SIGNS

3/2/2015
 S:\S&DU\TIPPROJECTS\U-5104\Signing\U5104_rdy_sgn_sheets.dgn
 User: jinnavarrete

APPROVED: *Ron King*
13ETAF789A4448

DATE: 3/2/2015

SEAL



SIGN NUMBER: 418 **BACKG COLOR:** Yellow
TYPE: D **COPY COLOR:** Black
QUANTITY: 1

SIGN WIDTH: 3'-0"
HEIGHT: 1'-6"
TOTAL AREA: 4.5 Sq-Ft.

BORDER TYPE: FLUSH
RECESS: 0.38"
WIDTH: 0.63"
RADII: 1.5"

NO. Z BARS: _____
LENGTH: _____

SYMBOL	X	Y	WID	HT

MAT'L: 0.125" (3.2 mm) ALUMINUM

DESIGN BY: J.Navarrete **CHECKED BY:** _____
PROJECT ID: U-5104 **DIV:** 14 **DATE:** Apr 02, 2013

USE NOTES: 1,2

- Legend and border(except those that are colored black) shall be direct applied Grade C sheeting.
- Background shall be Grade C reflective sheeting.

BORDER 3.15" 29.7" 3.15"
R=1.5"
TH=0.63"
IN=0.38"

Spacing Factor is 1 unless specified otherwise

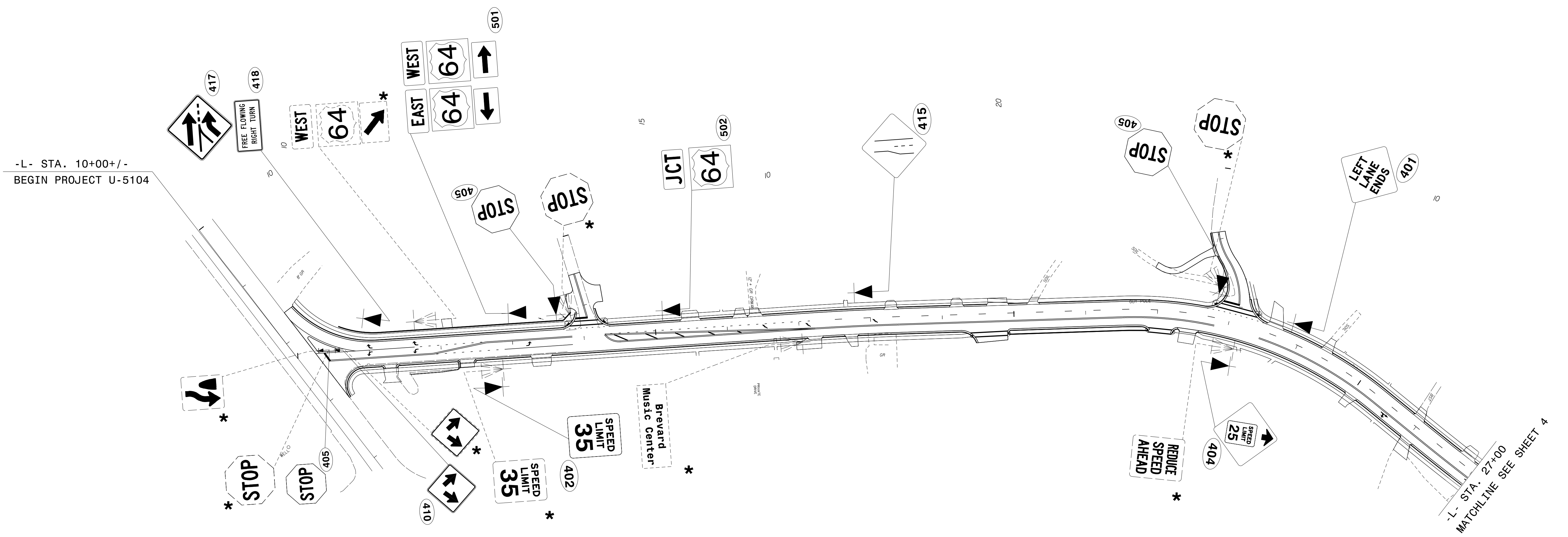
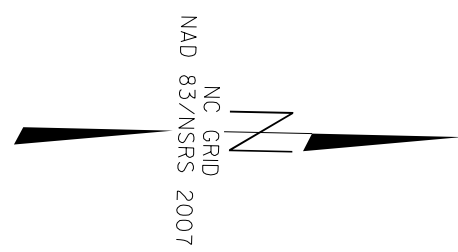
LETTER POSITIONS

Letter spacings are to start of next letter

	F	R	E	E	F	L	O	W	I	N	G									Series/Size		
																				Text Length		
	3.2	2.4	2.7	2.5	2	3	2.4	2.4	2.7	3.4	1.1	2.8	2.2	3.2							C 2000	
																					29.7	
																					C 2000	
	5.8	2.7	1.1	2.8	2.6	2	3	2.4	2.8	2.7	2.2	5.8									24.4	

FILENAME: Special Signs3 NORTH CAROLINA D.O.T. SIGN DETAIL

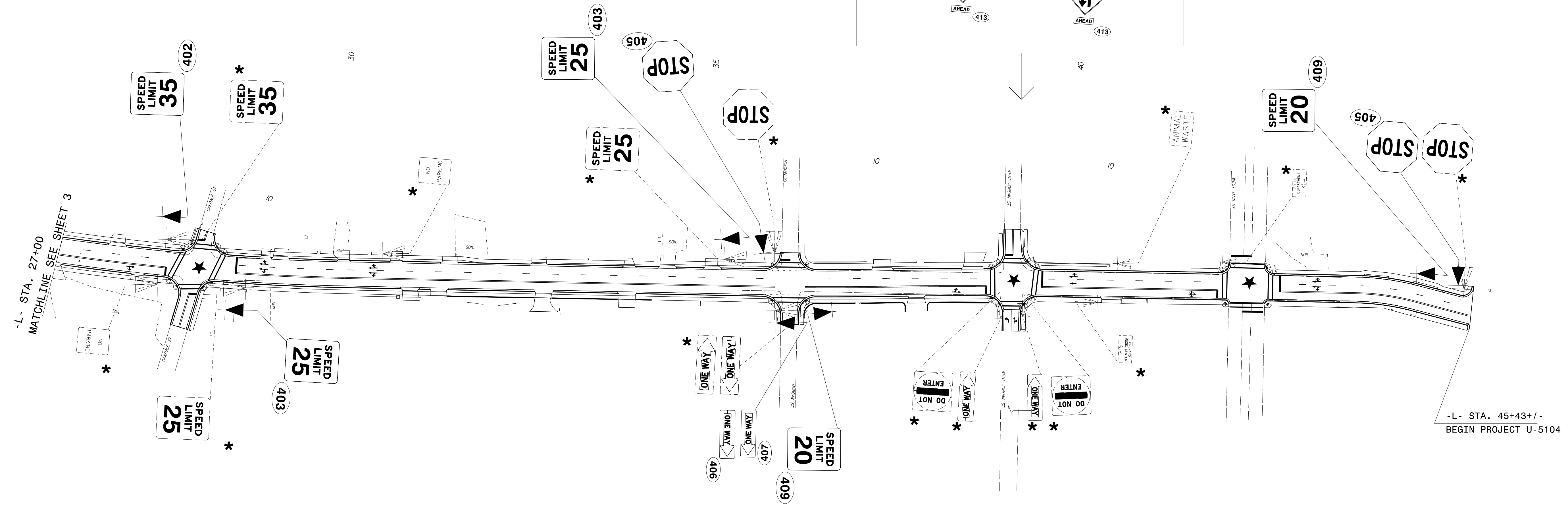
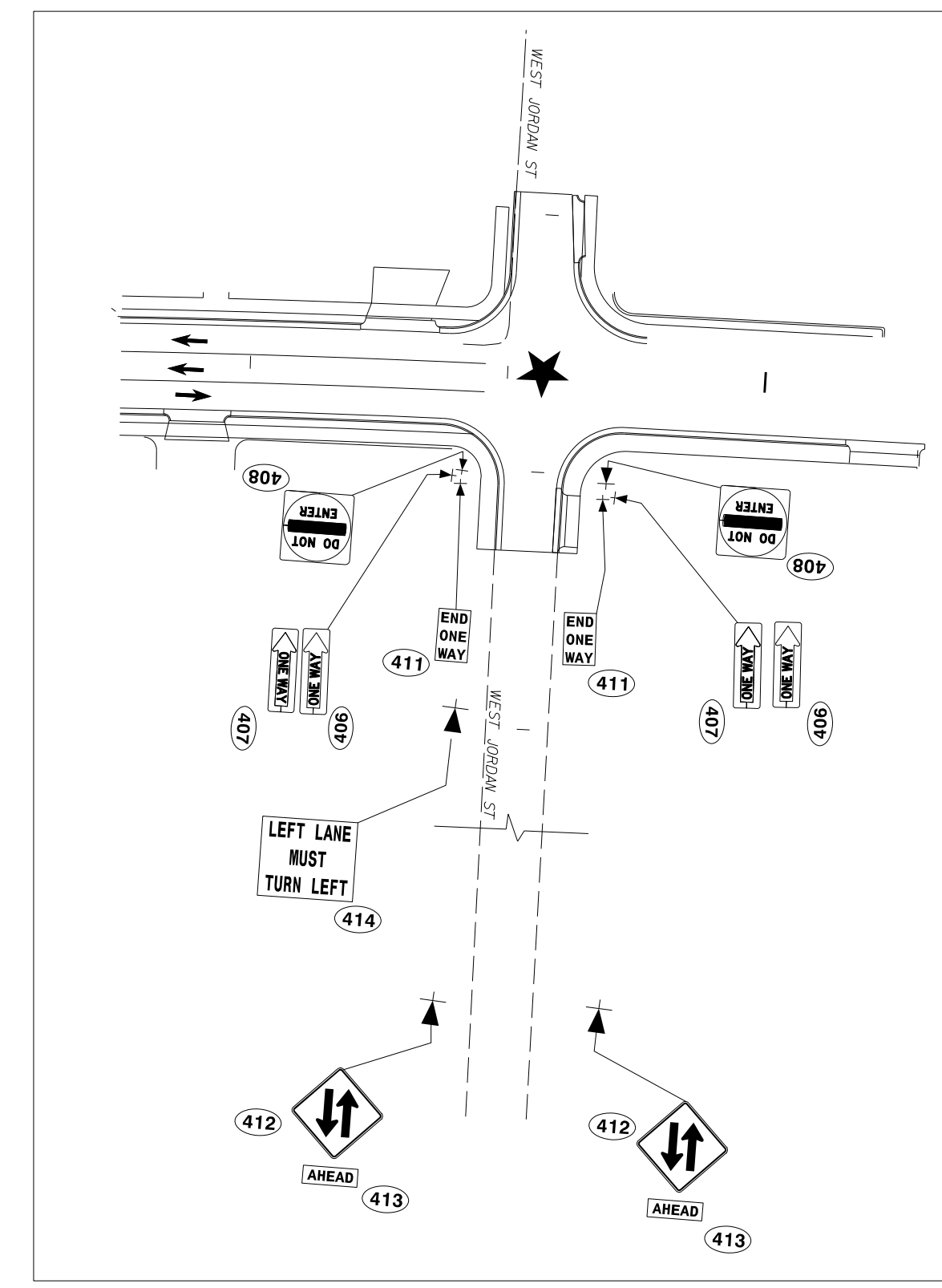
SIGN DESIGN



*** Disposal of Sign System, U-Channel**

SIGNING PLAN SHEET

PROPOSED SIGNING FOR
BELOW INTERSECTION



* Disposal of Sign System, U-Channel

**SIGNING PLAN
SHEET**