

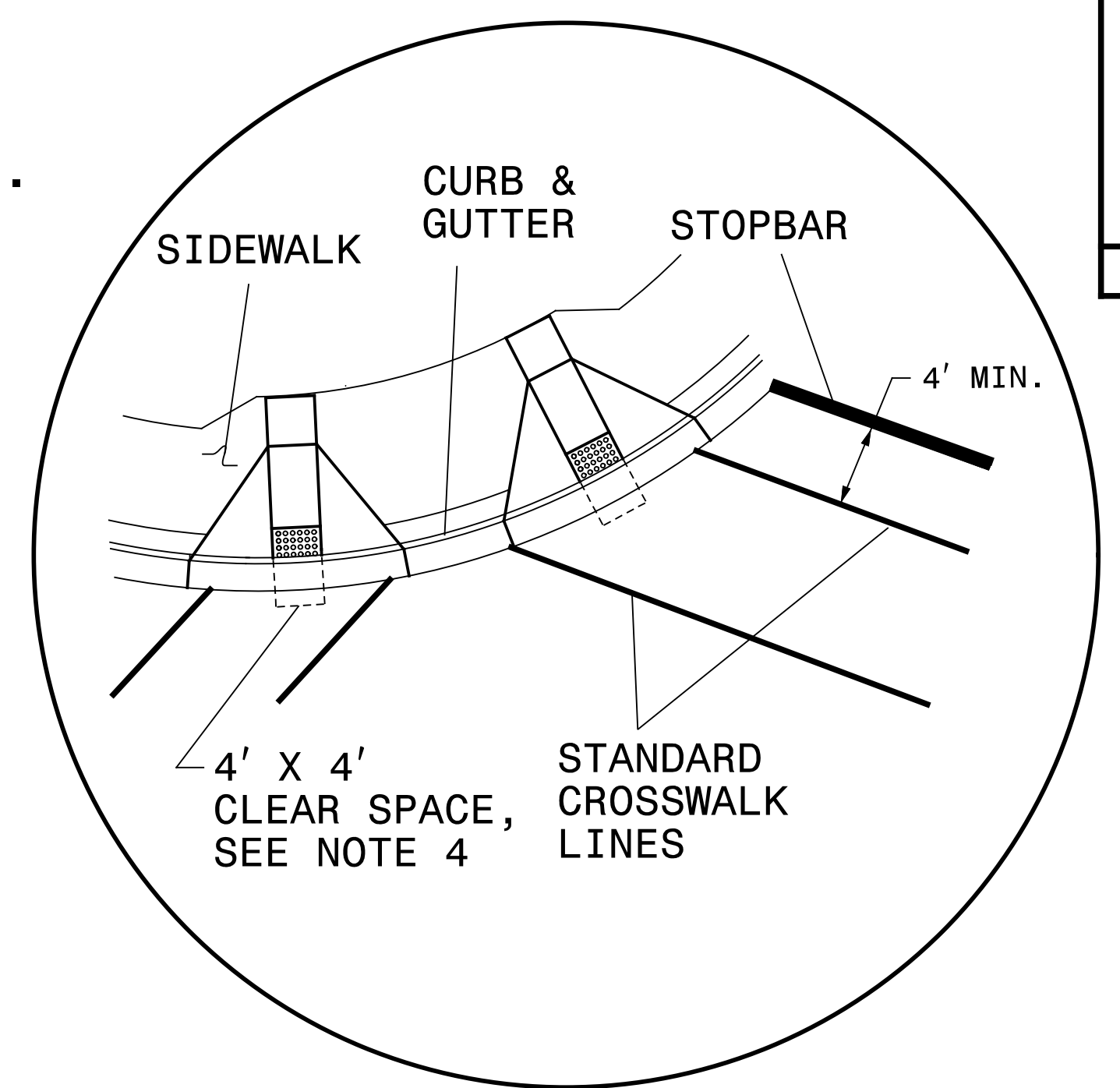
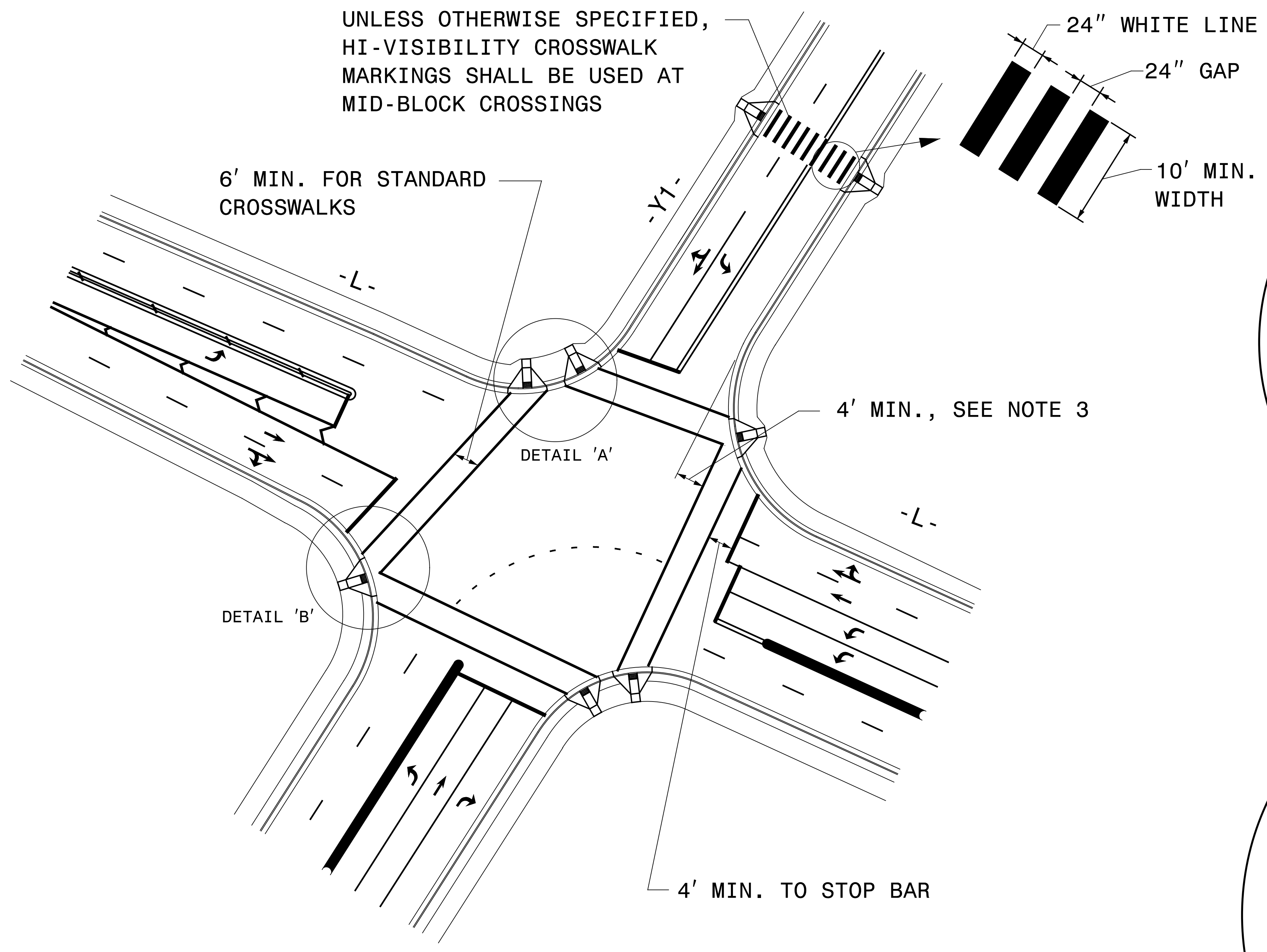
**This electronic collection of documents is provided  
for the convenience of the user  
and is Not a Certified Document –**

**The documents contained herein were originally issued  
and sealed by the individuals whose names and license  
numbers appear on each page, on the dates appearing  
with their signature on that page.**

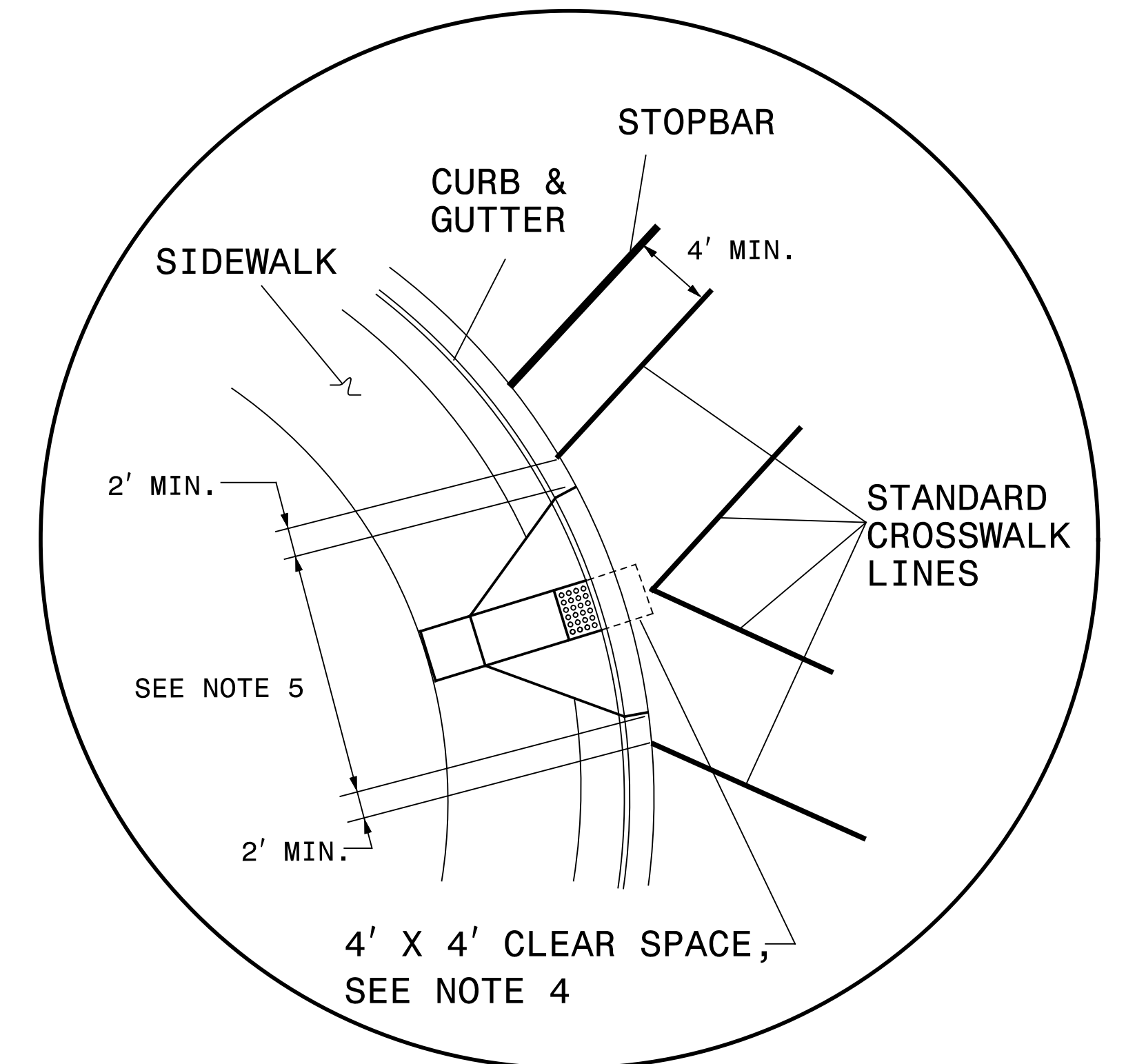
**This file or an individual page  
shall not be considered a certified document.**



TIP NO.	SHEET NO.
U-5104	PMP-2
APPROVED: <i>Steve Miller</i>	
DATE: 8/17/2015	
REVISIONS	



DETAIL 'A'- DUAL CURB RAMPS



DETAIL 'B'- SINGLE DIAGONAL CURB RAMP

**GUIDANCE DETAIL FOR CROSSWALK MARKINGS**

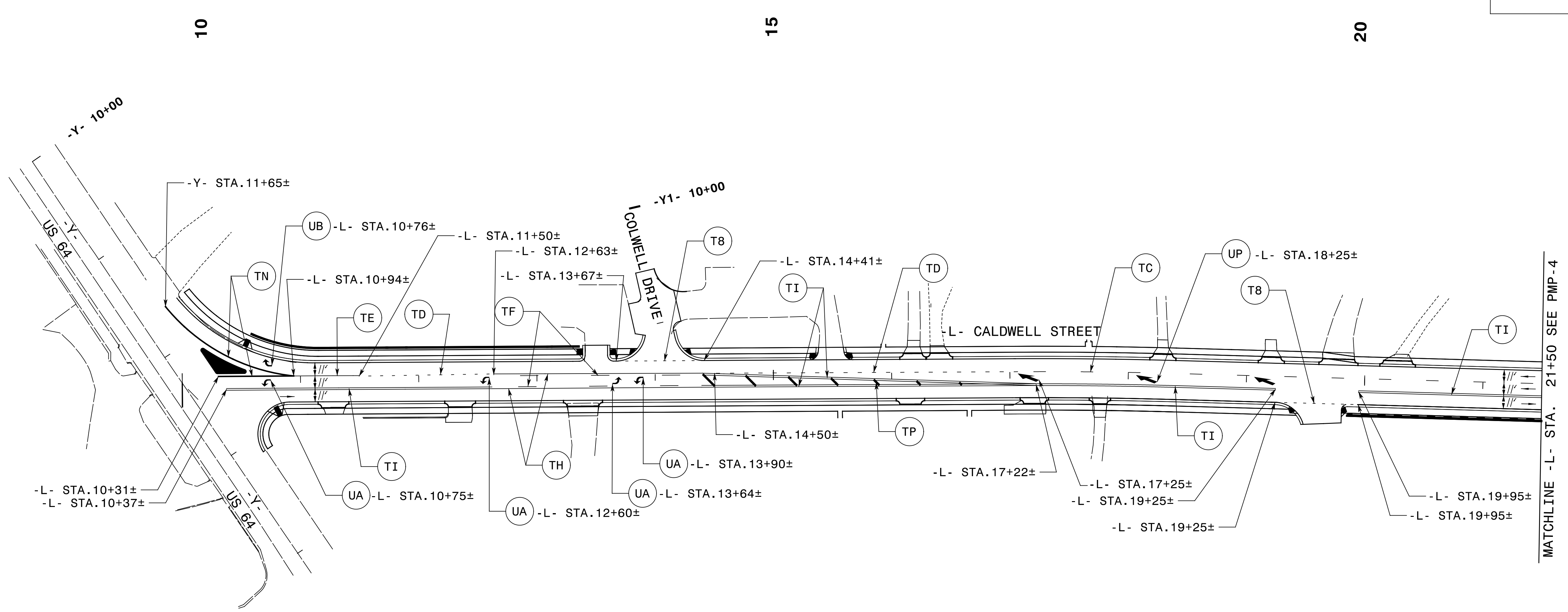
**NOTES:**

1. USE THE DETAILS ABOVE AND THE FOLLOWING NOTES FOR GUIDANCE IN PLACING CROSSWALK MARKINGS NOT STATIONED ON THE DETAIL SHEETS OR WHEN FIELD ADJUSTMENTS REQUIRED MOVING STATIONED MARKINGS AS DIRECTED BY THE ENGINEER. REFER TO NCDOT ROADWAY STANDARD DRAWINGS, MUTCD AND ADA STANDARDS FOR ADDITIONAL GUIDANCE.
2. THE CROSSWALK MARKINGS SHOWN ON THE ABOVE DETAILS ARE FOR REFERENCE ONLY. ONLY INSTALL CROSSWALK MARKINGS WHERE SHOWN ON THE DETAIL SHEETS OR AS DIRECTED BY THE ENGINEER. THE CROSSWALK MARKING TYPE, STANDARD OR HI-VISIBILITY, SHALL BE INSTALL AS SPECIFIED ON THE DETAIL SHEETS OR AS DIRECTED BY THE ENGINEER.
3. SET BACK DISTANCE FROM INSIDE CROSSWALK MARKING TO NEAREST EDGE OF TRAVEL IS 4' MIN.
4. BEYOND THE BOTTOM GRADE BRAKE, A CLEAR SPACE OF 4' X 4' MINIMUM SHALL BE PROVIDED WITHIN THE MARKINGS.
5. SINGLE DIAGONAL CURB RAMPS WITH FLARED SIDES SHALL HAVE A SEGMENT OF CURB 2 FEET LONG MINIMUM LOCATED ON EACH SIDE OF THE CURB RAMP AND WITHIN THE MARKED CROSSING, SEE DETAIL 'B'.
6. CURB RAMPS SHALL BE CONSTRUCTED IN ACCORDANCE TO THE LATEST NCDOT ROADWAY STANDARD DRAWINGS.

**CROSSWALK PAVEMENT MARKING GUIDANCE DETAIL**

8/14/2015 6:54:00 AM C:\Roadway\RD006\003\00 (Caldwell)St. Improvements\Traffic\ Pavement Marking Plans\U-5104 PMP-2.dgn

TIP NO. U-5104	SHEET NO. PMP-3
APPROVED: <i>Steve Miller</i>	
DATE: 8/17/2015	
SEAL	

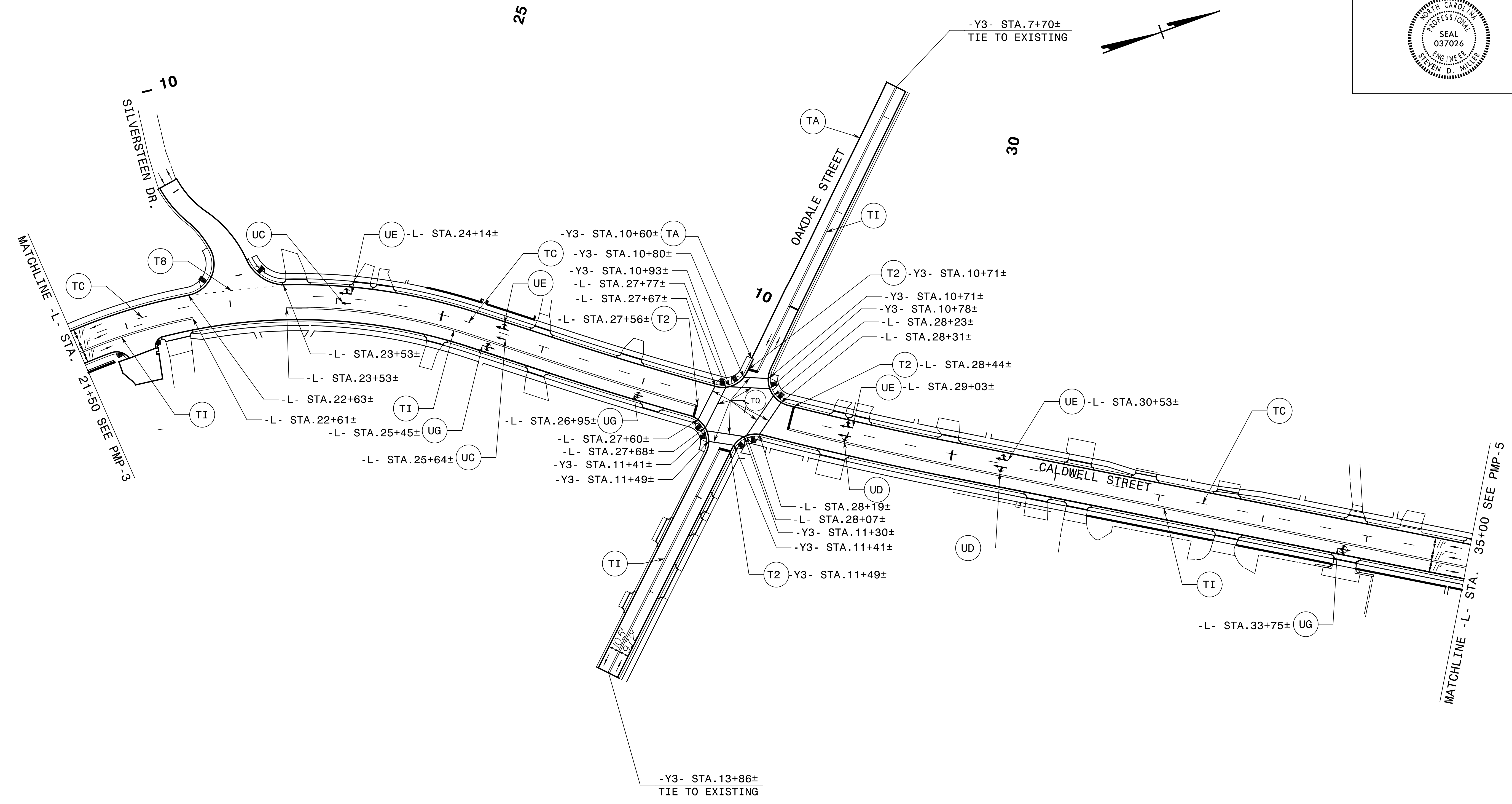


8/14/2015 6:51 Roadway\R006.003.00 (Caldwell St. Improvements)\Traffic\Pavement Marking Plans\U-5104 PMP-3.dgn  
 RD-dytton

**SEPI**  
 ENGINEERING & CONSTRUCTION  
 1025 Wade Avenue  
 Raleigh, NC 27605  
 Tel: 919-789-9977  
 Fax: 919-789-9591  
 License: C-2197

**PAVEMENT MARKING DETAIL**

TIP NO. U-5104	SHEET NO. PMP-4
Designed by: APPROVED: <i>Steve Miller</i> <small>Professional Engineer</small>	
DATE: 8/17/2015	
SEAL	



8/14/2015 8:14:00 AM G:\Roadway\RO06.003.00 (Caldwell St. Improvements)\Traffic\Pavement Marking Plans\U-5104 PMP-4.dgn RDR:ayton

**SEPI**  
ENGINEERING & CONSTRUCTION

1025 Wade Avenue  
Raleigh, NC 27605  
Tel: 919-789-9977  
Fax: 919-789-9591  
License: C-2197

# PAVEMENT MARKING DETAIL

