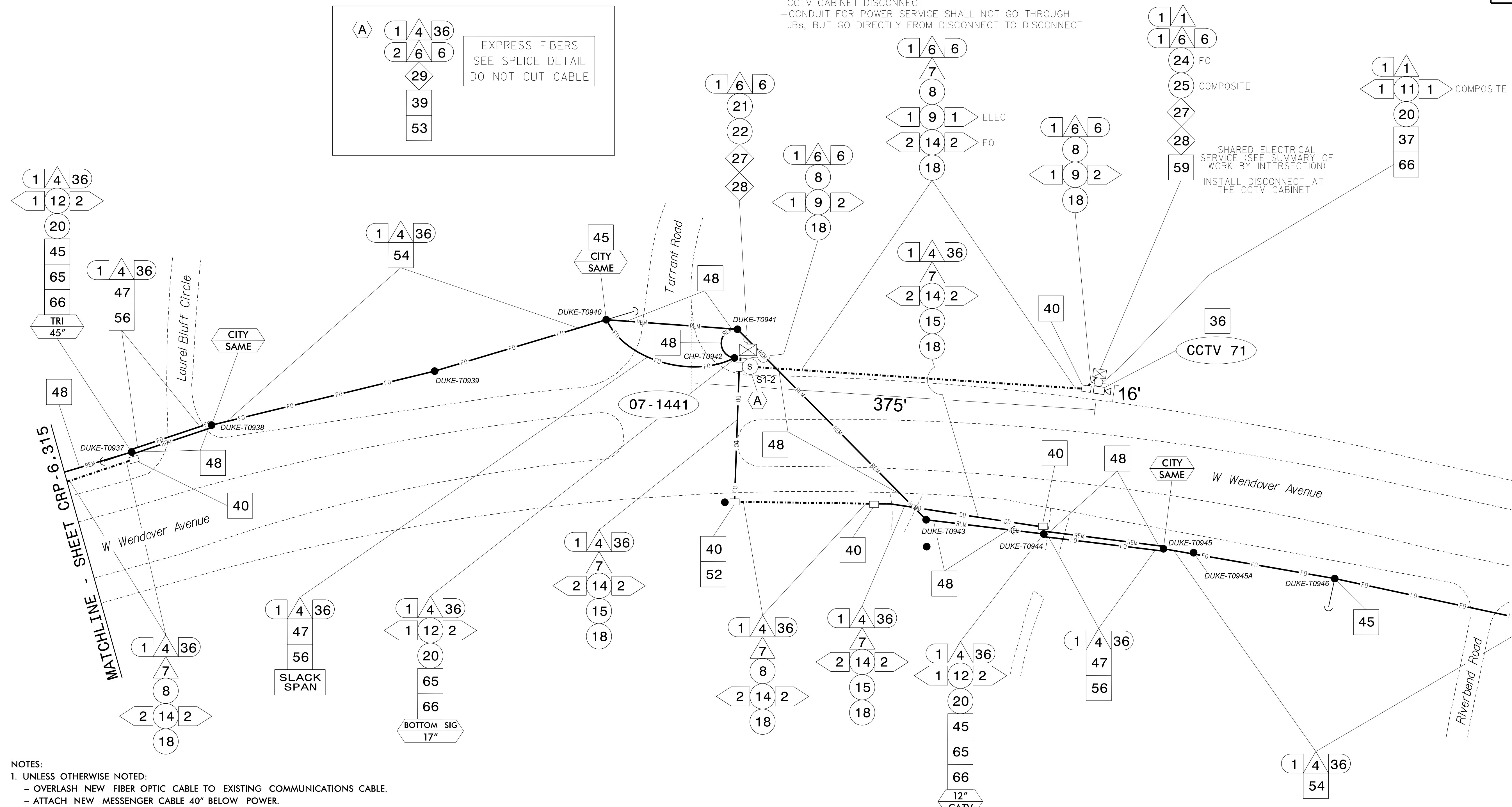
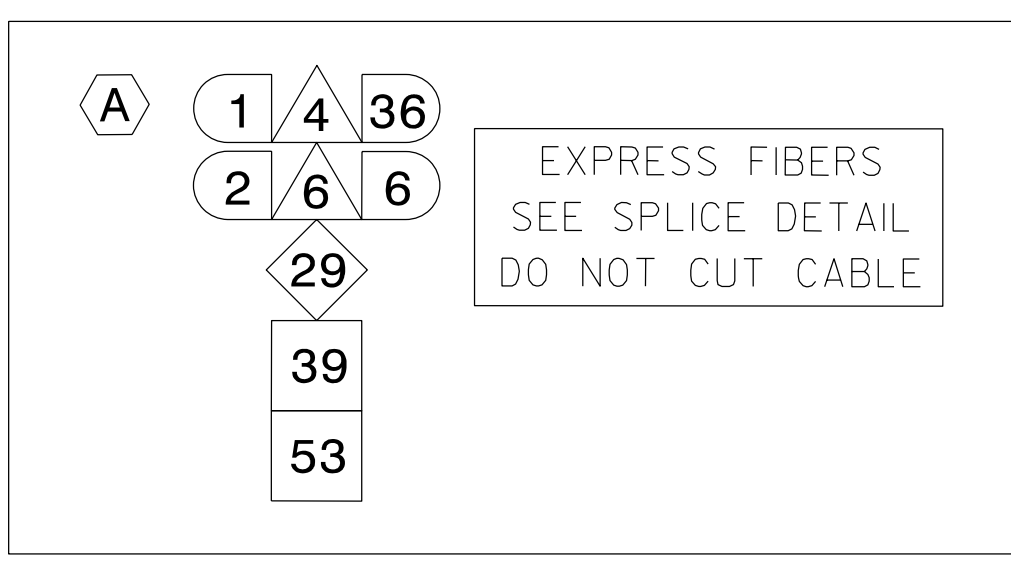
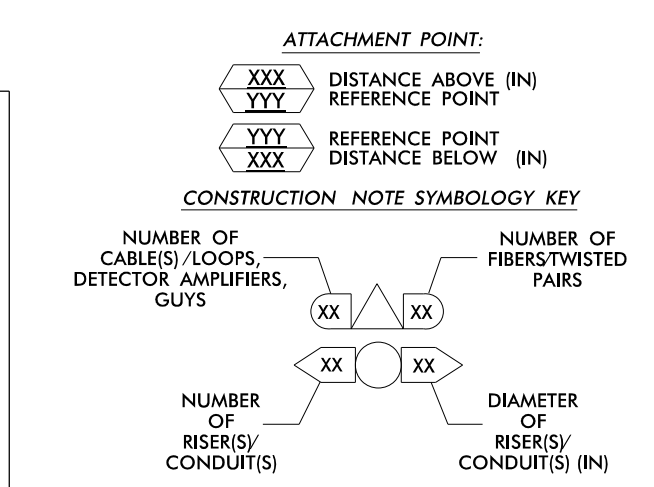


-ADD SERVICE WIRES FROM SIGNAL CABINET DISCONNECT TO CCTV CABINET DISCONNECT
-CONDUIT FOR POWER SERVICE SHALL NOT GO THROUGH JBS, BUT GO DIRECTLY FROM DISCONNECT TO DISCONNECT



- NOTES:
- UNLESS OTHERWISE NOTED:
 - OVERLASH NEW FIBER OPTIC CABLE TO EXISTING COMMUNICATIONS CABLE.
 - ATTACH NEW MESSENGER CABLE 40" BELOW POWER.
 - ATTACH ON FRONT SIDE (FS) OF POLE.
 - SEAL ALL CONDUIT ENDS WITH DUCT AND CONDUIT SEALER, AT ALL JUNCTION BOX / CABINET ENTRANCES.

1	INSTALL COMPOSITE CCTV CABLE	13	INSTALL HEAT SHRINK TUBING RETROFIT KIT	25	INSTALL NEW RISER INTO POLE MOUNTED CABINET	37	INSTALL CCTV WOOD POLE
2	INSTALL LOW VOLTAGE POWER CABLE (24VAC)	14	INSTALL HIGH DENSITY POLYETHYLENE CONDUIT	26	INSTALL DIGITAL VIDEO ENCODER	38	INSTALL STANDARD SIZE JUNCTION BOX
3	INSTALL CATEGORY 5E CABLE	15	DIRECTIONAL DRILL CONDUIT	27	INSTALL NEW ETHERNET EDGE SWITCH IN CABINET	39	INSTALL SPECIAL-SIZED JUNCTION BOX
4	INSTALL SMFO CABLE	16	BORE AND JACK CONDUIT	28	INSTALL INTERCONNECT CENTER, PATCH PANEL, JUMPERS, AND FUSION SPLICE CABLE IN CABINET	40	INSTALL OVER-SIZED JUNCTION BOX
5	NOT USED	17	INSTALL CABLE(S) IN EXISTING CONDUIT	29	INSTALL UNDERGROUND SPLICE ENCLOSURE	41	REMOVE EXISTING JUNCTION BOX
6	INSTALL FIBER-OPTIC DROP CABLE	18	INSTALL CABLE(S) IN NEW CONDUIT	30	INSTALL AERIAL SPLICE ENCLOSURE	42	INSTALL WOOD POLE
7	INSTALL TRACER WIRE	19	INSTALL CABLE(S) IN EXISTING RISER(S)	31	INSTALL SPLICE CABINET	43	REMOVE EXISTING WOOD POLE
8	INSTALL CONDUIT UNDERGROUND	20	INSTALL CABLE(S) IN NEW RISER(S)	32	MODIFY EXISTING SPLICE ENCLOSURE OR INTERCONNECT CENTER	44	INSTALL AERIAL GUY ASSEMBLY
9	INSTALL PVC CONDUIT	21	INSTALL CABLE(S) IN EXISTING CABINET ENTRANCE	33	REMOVE EXISTING SPLICE /HUB /CCTV CABINET	45	INSTALL STANDARD GUY ASSEMBLY
10	INSTALL RIGID, GALVANIZED STEEL CONDUIT	22	INSTALL NEW CONDUIT INTO CABINET BASE (USE EX CABINET ENTRANCE WHEN AVAILABLE)	34	INSTALL CABINET FOUNDATION	46	INSTALL SIDEWALK GUY ASSEMBLY
11	INSTALL RIGID, GALVANIZED STEEL RISER WITH WEATHERHEAD	23	INSTALL NEW RISER INTO CABINET BASE (USE EX CABINET ENTRANCE WHEN AVAILABLE)	35	REMOVE EXISTING CABINET FOUNDATION	47	INSTALL MESSENGER CABLE
12	INSTALL RIGID, GALVANIZED STEEL RISER WITH HEAT SHRINK TUBING	24	INSTALL NEW CONDUIT INTO POLE MOUNTED CABINET	36	INSTALL CCTV CAMERA ASSEMBLY	48	REMOVE EXISTING COMMUNICATIONS CABLE AND MESSENGER CABLE
						49	REMOVE EXISTING COMMUNICATIONS CABLE
						50	INSTALL WIRELESS DSL
						51	INSTALL CABLE STORAGE GUIDE(S) [SNOW SHOE(S)] AND STORE 100 FEET OF EACH CABLE
						52	INSTALL DELINEATOR MARKER
						53	STORE 50 FEET OF COMMUNICATIONS CABLE (EACH CABLE)
						54	LASH CABLE(S) TO EXISTING SIGNAL/COMMUNICATIONS CABLE
						55	LASH CABLE(S) TO EXISTING MESSENGER CABLE
						56	LASH CABLE(S) TO NEW MESSENGER CABLE
						57	MODIFY EXISTING ELECTRICAL SERVICE FOR CCTV
						58	INSTALL NEW ELECTRICAL SERVICE FOR CCTV
						59	INSTALL NEW POLE MOUNTED CCTV CABINET (336)
						60	INSTALL NEW BUILDING MOUNTED CCTV CABINET (336)
						61	REMOVE EXISTING CCTV CAMERA ASSEMBLY FOUNDATION
						62	NEW CABINET ENTRANCE INTO NEW FOUNDATION
						63	DRILL /CORE DRILL EXISTING FOUNDATION
						64	INTERCEPT AND REROUTE EXISTING CONDUITS
						65	BOND MESSENGER TO POLE GROUND
						66	BOND RISER TO POLE GROUND
						67	BOND TRACER WIRE TO EQUIPMENT GROUND BUS
						68	INSTALL NEW COVER ON OVER-SIZED JUNCTION BOX
						69	INSTALL NEW BASE MOUNTED CCTV CABINET (336-A)
						70	INSTALL NEW POLE MOUNTED CCTV CABINET (NEMA TYPE 4)
						71	HANDLASH AND INSTALL AERIAL CABLE PROTECTOR



ATKINS 1616 EAST MILLBROOK ROAD, SUITE 310 RALEIGH, NORTH CAROLINA 27609 (919) 876-6888 NCBEEB #F-0326

Prepared for the Offices of:

 High Point Signal System
 Cable Routing Plans

Division 7 Guilford County High Point

PLAN DATE: June 2015 REVIEWED BY: MB Toth
 PREPARED BY: JA Wiles REVIEWED BY: LM Moon

750 Greenfield Parkway, Garner, NC 27529
 SCALE: 1"=50'

REVISIONS: _____ INIT. DATE

Discussed by: Melissa B. Toth 6/5/2015
 DATE: _____
 CADD File name: CL-316.dgn

05-JUN-2015 11:03
D:\projects\highpoint\proj\c:\cur\100037777 - High Point Sig_Sys\CL-316.dgn
WILE2054 AT DUS290140