

This area has been determined to contain properties with documented historic significance. If it is necessary to deviate from these plans in this area, alert the Engineer to contact Project Development and Environmental Analysis Branch – Historic Architecture Group of the North Carolina Department of Transportation for an effects determination before proceeding.

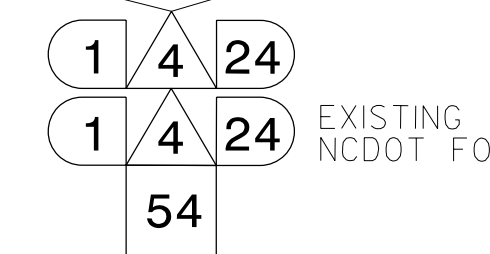
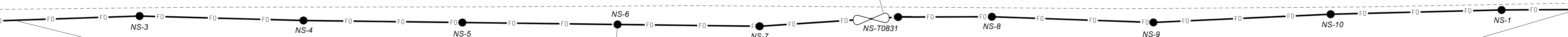
MATCHLINE - SHEET CRP-6.299

MATCHLINE - SHEET CRP-6.301

NC 68 (Eastchester Drive)

NC 68 (Eastchester Drive)

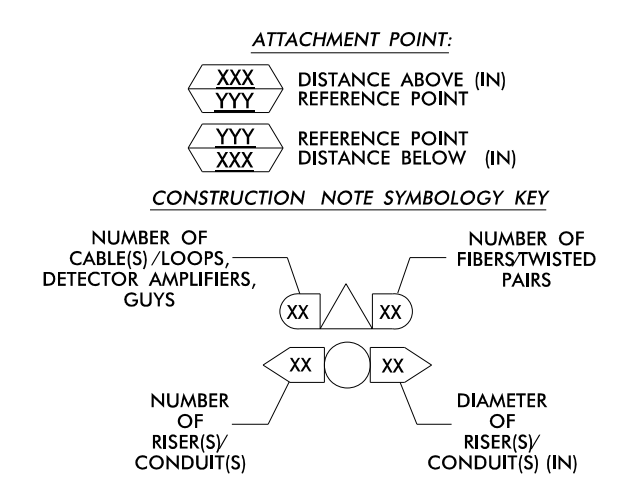
River Pointe Place



**NOTES:**

- UNLESS OTHERWISE NOTED:
  - OVERLASH NEW FIBER OPTIC CABLE TO EXISTING COMMUNICATIONS CABLE.
  - ATTACH NEW MESSENGER CABLE 40" BELOW POWER.
  - ATTACH ON FRONT SIDE (FS) OF POLE.
- SEAL ALL CONDUIT ENDS WITH DUCT AND CONDUIT SEALER, AT ALL JUNCTION BOX / CABINET ENTRANCES.

1. INSTALL COMPOSITE CCTV CABLE	13. INSTALL HEAT SHRINK TUBING RETROFIT KIT	25. INSTALL NEW RISER INTO POLE MOUNTED CABINET	37. INSTALL CCTV WOOD POLE	49. REMOVE EXISTING COMMUNICATIONS CABLE	61. REMOVE EXISTING CCTV CAMERA ASSEMBLY
2. INSTALL LOW VOLTAGE POWER CABLE (24VAC)	14. INSTALL HIGH DENSITY POLYETHYLENE CONDUIT	26. INSTALL DIGITAL VIDEO ENCODER	38. INSTALL STANDARD SIZE JUNCTION BOX	50. INSTALL WIRELESS DSL	62. NEW CABINET ENTRANCE INTO NEW FOUNDATION
3. INSTALL CATEGORY 5E CABLE	15. DIRECTIONAL DRILL CONDUIT	27. INSTALL NEW ETHERNET EDGE SWITCH IN CABINET	39. INSTALL SPECIAL-SIZED JUNCTION BOX	51. INSTALL CABLE STORAGE GUIDE(S) [SNOW SHOE(S)] AND STORE 100 FEET OF EACH CABLE	63. DRILL /CORE DRILL EXISTING FOUNDATION
4. INSTALL SMFO CABLE	16. BORE AND JACK CONDUIT	28. INSTALL INTERCONNECT CENTER, PATCH PANEL, JUMPERS, AND FUSION SPLICE CABLE IN CABINET	40. INSTALL OVER-SIZED JUNCTION BOX	52. INSTALL DELINEATOR MARKER	64. INTERCEPT AND REROUTE EXISTING CONDUITS
5. NOT USED	17. INSTALL CABLE(S) IN EXISTING CONDUIT	29. INSTALL UNDERGROUND SPLICE ENCLOSURE	41. REMOVE EXISTING JUNCTION BOX	53. STORE 50 FEET OF COMMUNICATIONS CABLE (EACH CABLE)	65. BOND MESSENGER TO POLE GROUND
6. INSTALL FIBER-OPTIC DROP CABLE	18. INSTALL CABLE(S) IN NEW CONDUIT	30. INSTALL AERIAL SPLICE ENCLOSURE	42. INSTALL WOOD POLE	54. LASH CABLE(S) TO EXISTING SIGNAL/COMMUNICATIONS CABLE	66. BOND RISER TO POLE GROUND
7. INSTALL TRACER WIRE	19. INSTALL CABLE(S) IN EXISTING RISER(S)	31. INSTALL SPLICE CABINET	43. REMOVE EXISTING WOOD POLE	55. LASH CABLE(S) TO EXISTING MESSENGER CABLE	67. BOND TRACER WIRE TO EQUIPMENT GROUND BUS
8. INSTALL CONDUIT UNDERGROUND	20. INSTALL CABLE(S) IN NEW RISER(S)	32. MODIFY EXISTING SPLICE ENCLOSURE OR INTERCONNECT CENTER	44. INSTALL AERIAL GUY ASSEMBLY	56. LASH CABLE(S) TO NEW MESSENGER CABLE	68. INSTALL NEW COVER ON OVER-SIZED JUNCTION BOX
9. INSTALL PVC CONDUIT	21. INSTALL CABLE(S) IN EXISTING CABINET ENTRANCE	33. REMOVE EXISTING SPLICE /HUB /CCTV CABINET	45. INSTALL STANDARD GUY ASSEMBLY	57. MODIFY EXISTING ELECTRICAL SERVICE FOR CCTV	69. INSTALL NEW BASE MOUNTED CCTV CABINET (336-A)
10. INSTALL RIGID, GALVANIZED STEEL CONDUIT	22. INSTALL NEW CONDUIT INTO CABINET BASE (USE EX CABINET ENTRANCE WHEN AVAILABLE)	34. INSTALL CABINET FOUNDATION	46. INSTALL SIDEWALK GUY ASSEMBLY	58. INSTALL NEW ELECTRICAL SERVICE FOR CCTV	70. INSTALL NEW POLE MOUNTED CCTV CABINET (NEMA TYPE 4)
11. INSTALL RIGID, GALVANIZED STEEL RISER WITH WEATHERHEAD	23. INSTALL NEW RISER INTO CABINET BASE (USE EX CABINET ENTRANCE WHEN AVAILABLE)	35. REMOVE EXISTING CABINET FOUNDATION	47. INSTALL MESSENGER CABLE	59. INSTALL NEW POLE MOUNTED CCTV CABINET (336)	71. HANDLASH AND INSTALL AERIAL CABLE PROTECTOR
12. INSTALL RIGID, GALVANIZED STEEL RISER WITH HEAT SHRINK TUBING	24. INSTALL NEW CONDUIT INTO POLE MOUNTED CABINET	36. INSTALL CCTV CAMERA ASSEMBLY	48. REMOVE EXISTING COMMUNICATIONS CABLE AND MESSENGER CABLE	60. INSTALL NEW BUILDING MOUNTED CCTV CABINET (336)	



**ATKINS** 1616 EAST MILLBROOK ROAD, SUITE 310  
RALEIGH, NORTH CAROLINA 27609  
(919) 876-6888 NCBEEB #F-0326

Prepared for the Offices of:  

 High Point Signal System  
 Cable Routing Plans

Division 7 Guilford County High Point

PLAN DATE: June 2015 REVIEWED BY: MB Toth  
 PREPARED BY: JA Wiles REVIEWED BY: LM Moon

750 Greenfield Parkway, Garner, NC 27529

SCALE: 1"=50'

REVISIONS: INIT. DATE

Seal: NORTH CAROLINA PROFESSIONAL SEAL 025892 ENGINEER MELISSA B. TOTH

Decommissioned by: Melissa B. Toth 6/5/2015  
 CAD File name: CL-300.dgn

05-JUN-2015 11:01  
 D:\projects\atkins\proj\c\cur\100037777 - High Point Sig\_Sys\CL\CL-300.dgn  
 WILE2054 AT DUS290140