


### EDI MODEL 2018ECLIP-NC CONFLICT MONITOR PROGRAMMING DETAIL

(remove jumpers and set switches as shown)



### NOTES

- To prevent "flash-conflict" problems, insert red flash program blocks for all unused vehicle load switches in the output file. The installer shall verify that signal heads flash in accordance with the Signal Plans.
- Enable Simultaneous Gap-Out for all phases.
- Program phases 2 and 6 for Start Up In Green.
- Program phases 2 and 6 for Yellow Flash.
- The cabinet and controller are part of the High Point Signal System.

### SIGNAL HEAD HOOK-UP CHART

LOAD SWITCH NO.	S1	S2	S3	S4	S5	S6	S7	S8	S9	S10	S11	S12
CMU CHANNEL NO.	1	2	13	3	4	14	5	6	15	7	8	16
PHASE	1	2	2 PED	3	4	4 PED	5	6	6 PED	7	8	8 PED
SIGNAL HEAD NO.	61	21,22	NU	NU	41,42 43	NU	NU	61,62	NU	NU	NU	NU
RED	*	128			101			134				
YELLOW		129			102			135				
GREEN		130			103			136				
RED ARROW												
YELLOW ARROW	126											
GREEN ARROW	127											

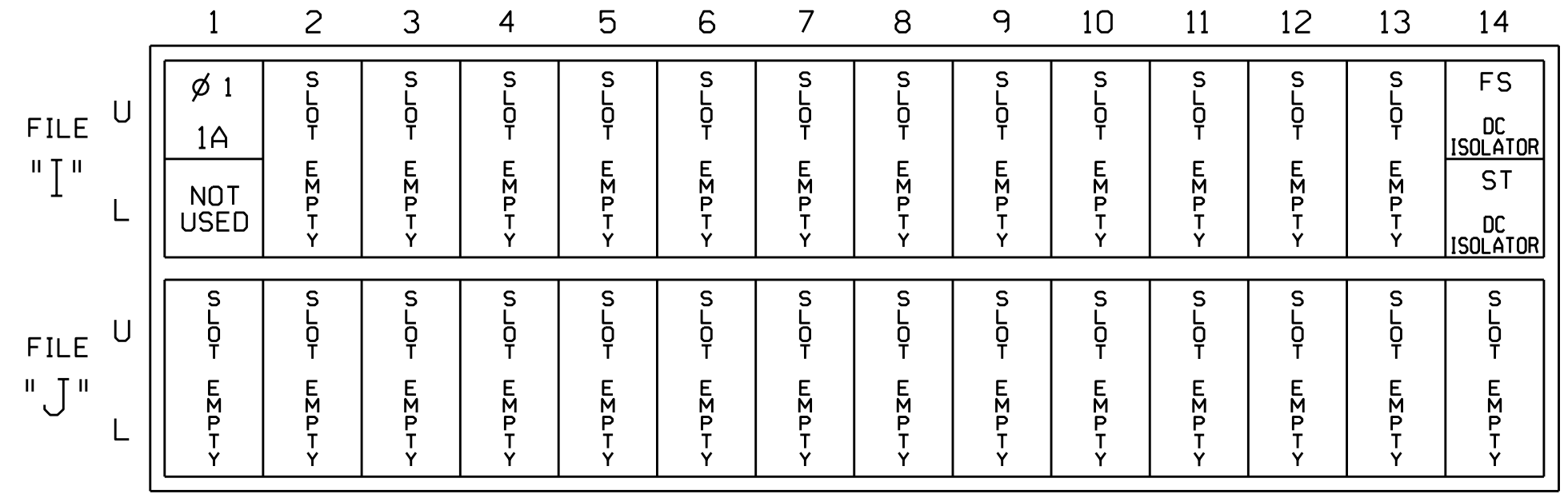
NU = Not Used

### EQUIPMENT INFORMATION

CONTROLLER.....2070  
 CABINET.....332  
 SOFTWARE.....ECONOLITE OASIS  
 CABINET MOUNT.....BASE  
 OUTPUT FILE POSITIONS...12  
 LOAD SWITCHES USED.....S1,S2,S5,S8  
 PHASES USED.....1,2,4,6  
 OVERLAPS.....NONE

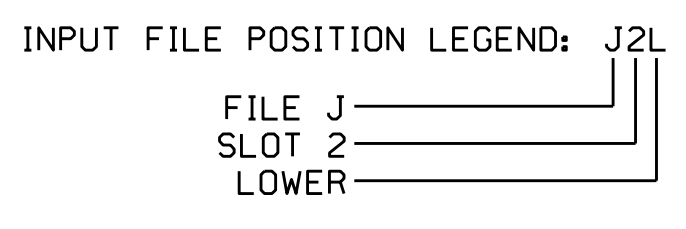
### INPUT FILE POSITION LAYOUT

(front view)



### INPUT FILE CONNECTION & PROGRAMMING CHART

LOOP NO.	LOOP TERMINAL	INPUT FILE POS.	PIN NO.	INPUT ASSIGNMENT NO.	DETECTOR NO.	NEMA PHASE	CALL	EXTEND	FULL TIME DELAY	STRETCH TIME	DELAY TIME
1A	TB2-1,2	I1U	56	18	1	1	Y	Y			15

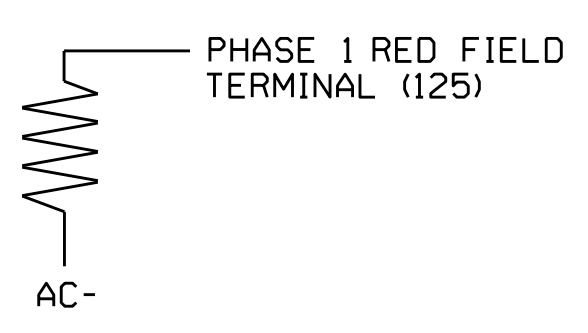


THIS ELECTRICAL DETAIL IS FOR THE SIGNAL DESIGN: 07-0997  
 DESIGNED: September 2014  
 SEALED: 3/31/2015  
 REVISED: N/A

### LOAD RESISTOR INSTALLATION DETAIL

(install resistor as shown below)

VALUE (ohms)	WATTAGE
1.5K - 1.9K	25W (min)
2.0K - 3.0K	10W (min)



### Electrical Detail

Electrical and Programming Details for:

S. Elm Street  
at  
SR 1468 (W. Russell Avenue)

Division 7 Guilford County High Point

PLAN DATE: January 2015 REVIEWED BY: [Signature]

PREPARED BY: S. Armstrong REVIEWED BY: [Signature]

REVISIONS INIT. DATE

750 N. Greenfield Pkwy, Garner, NC 27529

SEAL  
JOHN T. ROWE, JR.  
ENGINEER  
4/6/2015

SIG. INVENTORY NO. 07-0997

C:\apps\2015\_09\_16  
 S:\IT\SSM\15\_Signal\work\hgc\oups\51g\_MonArmsTrng070997\_sm.elec.xxx.dgn  
 S:\IT\SSM\15\_Signal\work\hgc\oups\51g\_MonArmsTrng070997\_sm.elec.xxx.dgn  
 S:\IT\SSM\15\_Signal\work\hgc\oups\51g\_MonArmsTrng070997\_sm.elec.xxx.dgn