PROJECT REFERENCE NO.	SHEET NO.
W-5516	EC-17/CONST.4
R/W SHEET NO.	
ROADSIDE ENVIRONMENTAL PROJECT ENGINEER	

ICA Engineering
5121 Kingdom Way, Suite 100
Raleigh, NC 27607
NC License No: F-0258

LEVEL III CERTIFIED BY:
STACEY H. BAILEY, PE
CERTIFICATION NUMBER: 3074
ISSUED: MAY 26, 2015

NOTE:
CONTRACTOR SHALL PROVIDE GROUND COVER ON EXPOSED SLOPES WITHIN 14 CALENDAR DAYS, AFTER ANY PHASE OF GRADING.

NOTE:
CONTRACTOR SHALL PROVIDE INLET PROTECTION FOR PARTIALLY INSTALLED STORM DRAINS. THIS MEASURE SHOULD BE INSTALLED AT THE END OF EACH WORKING DAY.

NOTE:
CONTRACTOR SHALL MAINTAIN ALL DEVICES AS PROJECT IS BROUGHT UP TO GRADE.

NOTE:
ALL EROSION CONTROL DEVICES SHOWN ARE LOCATED WITHIN R/W OR EASEMENT.

NOTE:
INSTALL MATTING FOR EROSION CONTROL IN ALL PROPOSED DITCH LINES EXCEPT WHERE PERMANENT LINERS ARE SPECIFIED ON THE PLANS OR DIRECTED OTHERWISE BY THE ENGINEER.

NOTE:
PLACE MATTING ON ALL CUT AND FILL SLOPES THAT ARE GREATER THAN 3:1.

FINAL EROSION CONTROL FOR CONSTRUCTION SHEET 4

REVISIONS
10-22-14 REVISED STATIONOFFSET CALLOUTS ON PARCELS 1 & 2

NAD 83/NSRS 2007

BEGIN CONSTRUCTION
-Y1- POT 11+40.00

BEGIN TIP PROJECT W-5516
BEGIN CONSTRUCTION
-L- POT 15+50.00

END CONSTRUCTION
-Y1- POT 17+15.00

-L- POT 17+87.54 =
-Y1- POC 14+55.90

-Y1- POT 10+00.00

-Y1- PC 12+53.30

-L- PC 18+50.42

-Y1- PT 16+66.31

-Y1- POT 19+65.72

-MATCHLINE- -L- STA. 25+00.00 SEE SHEET NO. 5

49 x 24 x 3
4 ft. weir
ID 4.1

40 x 20 x 3
4 ft. weir
ID 4.2

TO US 29
TO LANDIS

OLD BEATTY FORD RD. - SR 1210

MARK D. & WANDA S. BROADWAY
LANDIS CHURCH OF GOD
WAYNE F. SUTHERLAND, JR
RICKY G. & CAROL A. LIPE
FANNIE DEAL LIPE
JOYCE D. DEAL
ANNIE R. MORGAN
JAMES D. PHILLIPS
DAWN M. JOHNSON
KANNAPOLIS LODGE NO. 1722
RONNIE E. STIREWALT

LATERAL V DITCH W/CALSS B RIP RAP SEE DETAIL A
BEGIN SBG STA. 22+25 -L-
END SBG STA. 24+90 -L-
CLASS B RIP RAP BANKS ONLY EST 8 TONS EST 21 SY GT
BURY INVERT 0.5'
TOE PROTECTION W/CLASS B RIP RAP SEE DETAIL B
CUT DITCH W/PSRM SEE DETAIL C
BEGINNING OF JURISIDICTIONAL STREAM

CLEAN WATER DIVERSION

→→ CWD →→ CWD →→ CWD →→ CWD →

(Not to Scale)

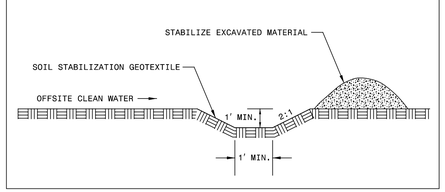

DETAIL A
LATERAL 'V' DITCH
(Not to Scale)

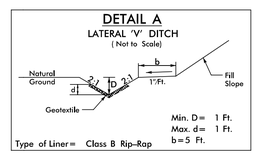

Min. D= 1 Ft.
Max. d= 1 Ft.
b=5 Ft.
Type of Liner= Class B Rip-Rap

FROM STA. 21+50 TO STA. 23+78 -L- LT
FROM STA. 21+00 TO STA. 22+68 -L- RT

DETAIL C
CUT DITCH
(Not to Scale)

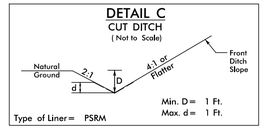

Min. D= 1 Ft.
Max. d= 1 Ft.
Type of Liner= PSRM

FROM STA. 24+50 TO STA. 25+00 -L- RT

DETAIL B
TOE PROTECTION
(Not to Scale)

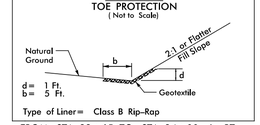

d= 1 Ft.
b= 5 Ft.
Type of Liner= Class B Rip-Rap

FROM STA. 22+65 TO STA. 24+00 -L- RT

PAVEMENT REMOVAL

5/14/99
5/28/2015
ICA ENGINEERING INC.