

TIP NO. R-2915A	SHEET NO. SIGN-3A
APPROVED: <u>Joseph Koparick</u> <small>—SEPI—</small>	
DATE: 5/27/2015	
SEAL	

437 QUANTITY REQ'D ..1..

**Old 421**

24" X 8"  
W16-8P

(SEE SIGN-4G FOR SIGN DESIGN)

MOUNT BELOW SIGN 434 IN 1 INSTALLATION

442 QUANTITY REQ'D ..1..


**Idlewild Rd**

36" X 8"  
W16-8P

(SEE SIGN-4H FOR SIGN DESIGN)

MOUNT BELOW SIGN 427 IN 1 INSTALLATION

447 QUANTITY REQ'D ..1..



24 X 30  
R4-7

MOUNT ON BARRIER SIGN SUPPORT

501

**NORTH** 2 - 36" X 18"  
**421**

**SOUTH** 2 - 45" X 36"  
**221**

TWO "U" POSTS PER SIGN

521

**SOUTH** 1 - 36" X 18"  
**421**

1 - 45" X 36"

TWO "U" POSTS PER SIGN

438 QUANTITY REQ'D ..1..


**Heg Greene Rd**

42" X 8"  
W16-8P

(SEE SIGN-4G FOR SIGN DESIGN)

MOUNT BELOW SIGN 427 IN 1 INSTALLATION

443 QUANTITY REQ'D ..2..



48 X 48  
W7-1a

TWO "U" POSTS PER SIGN

448 QUANTITY REQ'D ..1..

**ONE WAY**

54 X 18  
R6-1(R)

MOUNT ON TWO (2) BARRIER SIGN SUPPORTS

502 505 508 513 517

**NORTH** 1 - 36" X 18"  
**221**

1 - 45" X 36"

TWO "U" POSTS PER SIGN

506 510 514 518

**NORTH** 1 - 36" X 18"  
**221**

1 - 45" X 36"

1 - 30" X 21"  
(SEE SIGN-4I FOR SIGN DESIGN)

TWO "U" POSTS PER SIGN

439 QUANTITY REQ'D ..1..

**Gap Creek Rd**

36" X 8"  
W16-8P

(SEE SIGN-4H FOR SIGN DESIGN)

MOUNT BELOW SIGN 427 IN 1 INSTALLATION

444 QUANTITY REQ'D ..1..

**1 MILE AHEAD**

30" X 24"

(SEE SIGN-4I FOR SIGN DESIGN)

MOUNT BELOW SIGN 443 IN 1 INSTALLATION

449 QUANTITY REQ'D ..1..

**DO NOT ENTER**

36 X 36  
R5-1

MOUNT ON BARRIER SIGN SUPPORT

504 509 512 516 520

**SOUTH** 1 - 36" X 18"  
**221**

1 - 45" X 36"

TWO "U" POSTS PER SIGN

503 507 511 515 519

**SOUTH** 1 - 36" X 18"  
**221**

1 - 45" X 36"

1 - 30" X 21"  
(SEE SIGN-4I FOR SIGN DESIGN)

TWO "U" POSTS PER SIGN

440 QUANTITY REQ'D ..1..

**W Pine Swamp Rd**

48" X 8"  
W16-8P

(SEE SIGN-4H FOR SIGN DESIGN)

MOUNT BELOW SIGN 427 IN 1 INSTALLATION

445 QUANTITY REQ'D ..1..

**1/2 MILE AHEAD**

30" X 24"

(SEE SIGN-4I FOR SIGN DESIGN)

MOUNT BELOW SIGN 443 IN 1 INSTALLATION

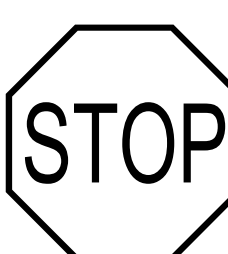
450 QUANTITY REQ'D ..1..

**WRONG WAY**

36 X 24  
R5-1A

MOUNT ON BARRIER SIGN SUPPORT

451 QUANTITY REQ'D ..1..



36 X 36  
R1-1

ONE "U" POST PER SIGN

451 QUANTITY REQ'D ..1..


**Cranberry Springs Rd**

36" X 15"  
W16-8P

(SEE SIGN-4H FOR SIGN DESIGN)

MOUNT BELOW SIGN 427 IN 1 INSTALLATION

446 QUANTITY REQ'D ..2..



36 X 36  
W4-2(R)

MOUNT ON BARRIER SIGN SUPPORT

451 QUANTITY REQ'D ..1..

**STOP**

36 X 36  
R1-1

ONE "U" POST PER SIGN

503 507 511 515 519

**SOUTH** 1 - 36" X 18"  
**221**

1 - 45" X 36"

1 - 30" X 21"  
(SEE SIGN-4I FOR SIGN DESIGN)

TWO "U" POSTS PER SIGN

**SEPI** ENGINEERING & CONSTRUCTION

1025 Wade Avenue  
Raleigh, NC 27605  
Tel: 919-789-9977  
Fax: 919-789-9591  
License: C-2197

TYPE "E" & "F" SIGNS

5/13/2015 04:17:00 NCDOT 2012 Traffic LSA\TR13\017.06 (R-2915A Signing & PMP)\Signing\Engseed 6-11-12.dgn