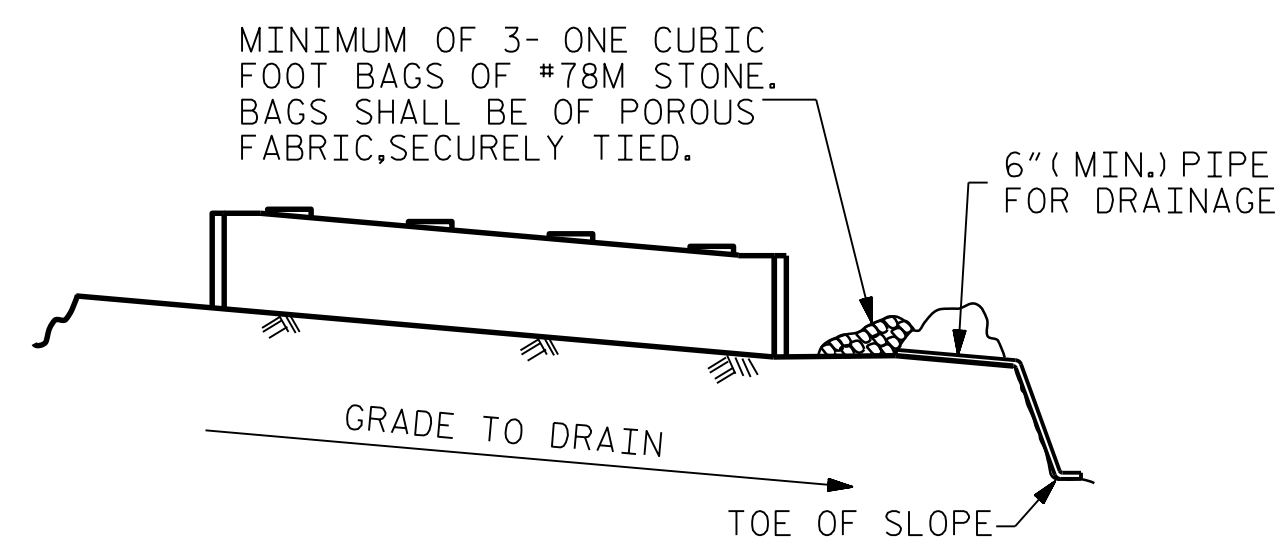


SECTION A-A



BAGGED STONE AND PIPE SHALL BE PLACED IMMEDIATELY AFTER COMPLETION OF END BENT EXCAVATION. PIPE MAY BE EITHER CONCRETE, CORRUGATED STEEL, CORRUGATED ALUMINUM ALLOY, OR CORRUGATED PLASTIC. PERFORATED PIPE WILL NOT BE ALLOWED.

BAGGED STONE SHALL REMAIN IN PLACE UNTIL THE ENGINEER DIRECTS THAT IT BE REMOVED. THE CONTRACTOR SHALL REMOVE AND DISPOSE OF SILT ACCUMULATIONS AT BAGGED STONE WHEN SO DIRECTED BY THE ENGINEER. BAGS SHALL BE REMOVED AND REPLACED WHENEVER THE ENGINEER DETERMINES THAT THEY HAVE DETERIORATED AND LOST THEIR EFFECTIVENESS.

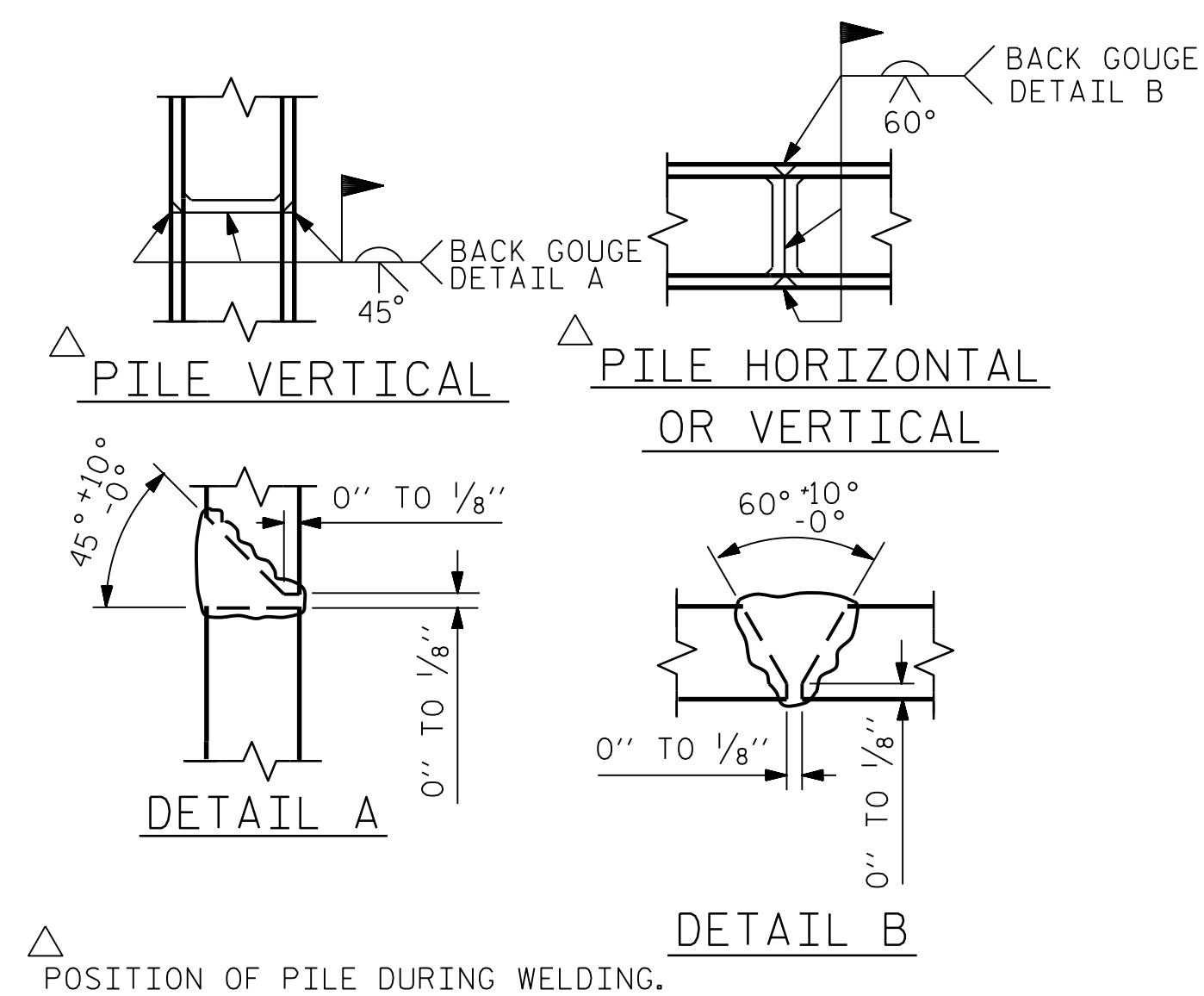
NO SEPARATE PAYMENT WILL BE MADE FOR THIS WORK AND THE ENTIRE COST OF THIS WORK SHALL BE INCLUDED IN THE UNIT CONTRACT PRICE BID FOR THE SEVERAL PAY ITEMS.

**TEMPORARY DRAINAGE AT END BENT**

LOOKING STATION AHEAD

BAR TYPES					BILL OF MATERIAL				
					END BENT 1				
BAR NO.	SIZE	TYPE	LENGTH	WEIGHT	BAR NO.	SIZE	TYPE	LENGTH	WEIGHT
B1	12	#9	1	49'-4"	2013				
B2	8	#4	STR	24'-8"	132				
B3	12	#4	STR	3'-0"	24				
B4	8	#7	STR	46'-10"	766				
D1	84	#4	STR	5'-8"	318				
H1	24	#4	STR	10'-1"	162				
S1	92	#5	2	10'-6"	1008				
S2	46	#5	3	3'-11"	188				
S3	24	#4	4	6'-6"	104				
V1	19	#4	STR	8'-0"	102				
V2	19	#4	STR	8'-5"	107				
REINFORCING STEEL					4924 LBS.				
CLASS A CONCRETE BREAKDOWN									
POUR #1 CAP, COLLARS, & LOWER PART OF WINGS					26.8 CU. YD.				
TOTAL CLASS A CONCRETE					26.8 CU. YD.				
HP 12 X 53 STEEL PILES									
NO. = 6					LIN. FT. = 102				

ALL BAR DIMENSIONS ARE OUT TO OUT.



**PILE SPLICE DETAILS**


PROJECT NO. R-2915B  
 ASHE COUNTY  
 STATION: 198+64.50 -L-

SHEET 3 OF 3

STATE OF NORTH CAROLINA  
 DEPARTMENT OF TRANSPORTATION  
 RALEIGH  
 SUBSTRUCTURE  
 END BENT 1  
 (NBL)

**CDM Smith**  
 CDM SMITH  
 5400 Glenwood Avenue, Suite 400  
 Raleigh, NC 27612-3228  
 NC COA No. F-1255

DRAWN BY : B. WADSWORTH DATE : 06-15 DWG. No.  
 CHECKED BY : J. TAYLOR DATE : 06-15  
 DESIGN ENGINEER : J. TAYLOR DATE : 06-15



REVISIONS			SHEET No.		
No.	BY:	DATE:	No.	BY:	DATE:
1			3		
2			4		

TOTAL SHEETS: 34

FILE: R:\med\192915B Structures\PLANS\bridge 2 NBL\192915B\_SD\_EB1\_03.dgn  
 DATE: 8/10/2015 7:04:21 AM