

**NOTES:**

FOR SECTION A-A, SECTION B-B AND WINGWALL DETAILS, SEE SHEET 2 OF 3.

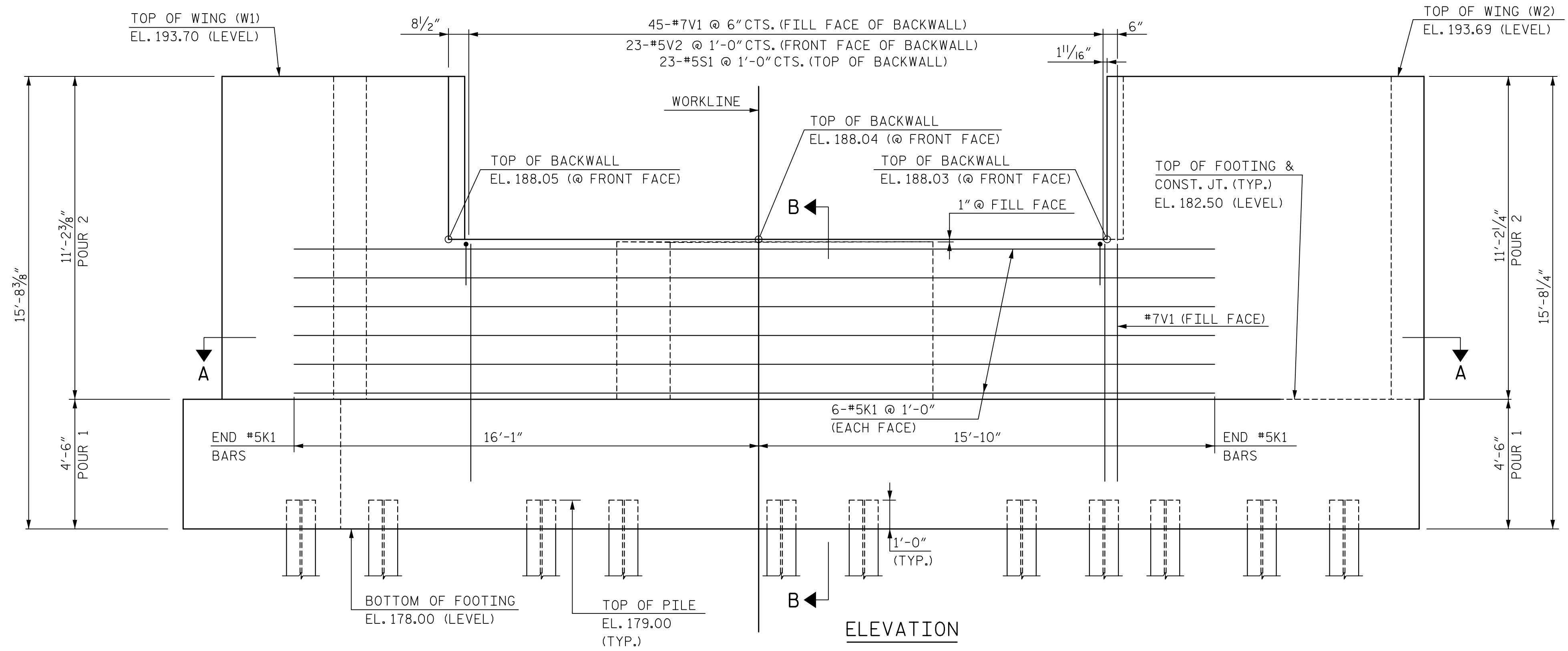
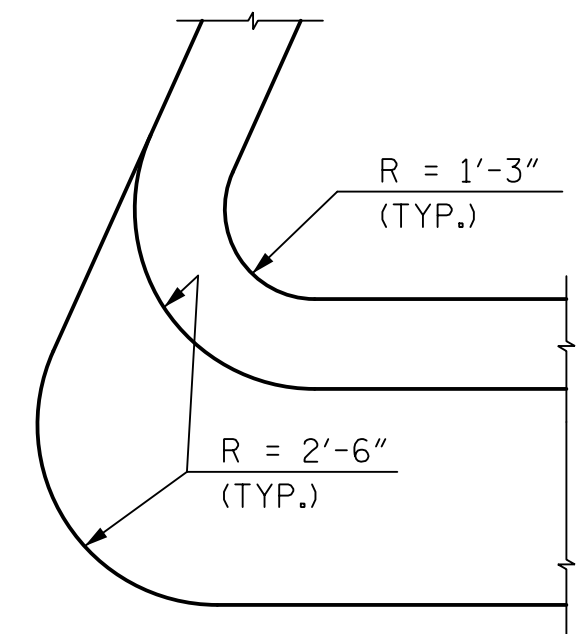
FOR LAYOUT AND DETAILS OF CONTINUOUS FRENCH DRAIN SYSTEM BETWEEN ABUTMENT WINGWALLS, SEE "STRUCTURE DRAINAGE DETAILS" SHEET 4 OF 4.

INDICATES 3:1 PILE BATTER IN DIRECTION SHOWN.


FOR FOOTING REINFORCING, SEE SECTION B-B SHEET 2 OF 3 AND FOOTING REINFORCING PLAN SHEET 3 OF 3.

ALL SURFACES OF ABUTMENT EXCEPT FOR TOP OF CAP AND SURFACES BELOW GRADE SHALL HAVE A RUBBED FINISH SUITABLE FOR PAINTING.

ALL EXPOSED SURFACES OF ABUTMENT CAP, BACKWALL AND WINGWALLS, EXCEPT FOR TOP OF CAP, SHALL BE PAINTED. FOR APPLICATION OF BRIDGE COATING, SEE SPECIAL PROVISIONS.



PROJECT NO. P-4900A  
ROBESON COUNTY  
STATION: POC 38+93.36 -L-  
MILE POST: 0.55  
SHEET 1 OF 3



STATE OF NORTH CAROLINA  
DEPARTMENT OF TRANSPORTATION  
RALEIGH

SUBSTRUCTURE  
ABUTMENT 2

REVISIONS						SHEET NO.
NO.	BY:	DATE:	NO.	BY:	DATE:	S-46
1			3			TOTAL SHEETS
2			4			54

**HNTB** HNTB NORTH CAROLINA, P.C.  
License No. C-1554  
343 E. Six Forks Rd., Suite 200, Raleigh, N.C. 27609

DRAWN BY: M. WRIGHT DATE: 7/14  
CHECKED BY: D. RAGAN DATE: 9/14 DWG. NO. 27