
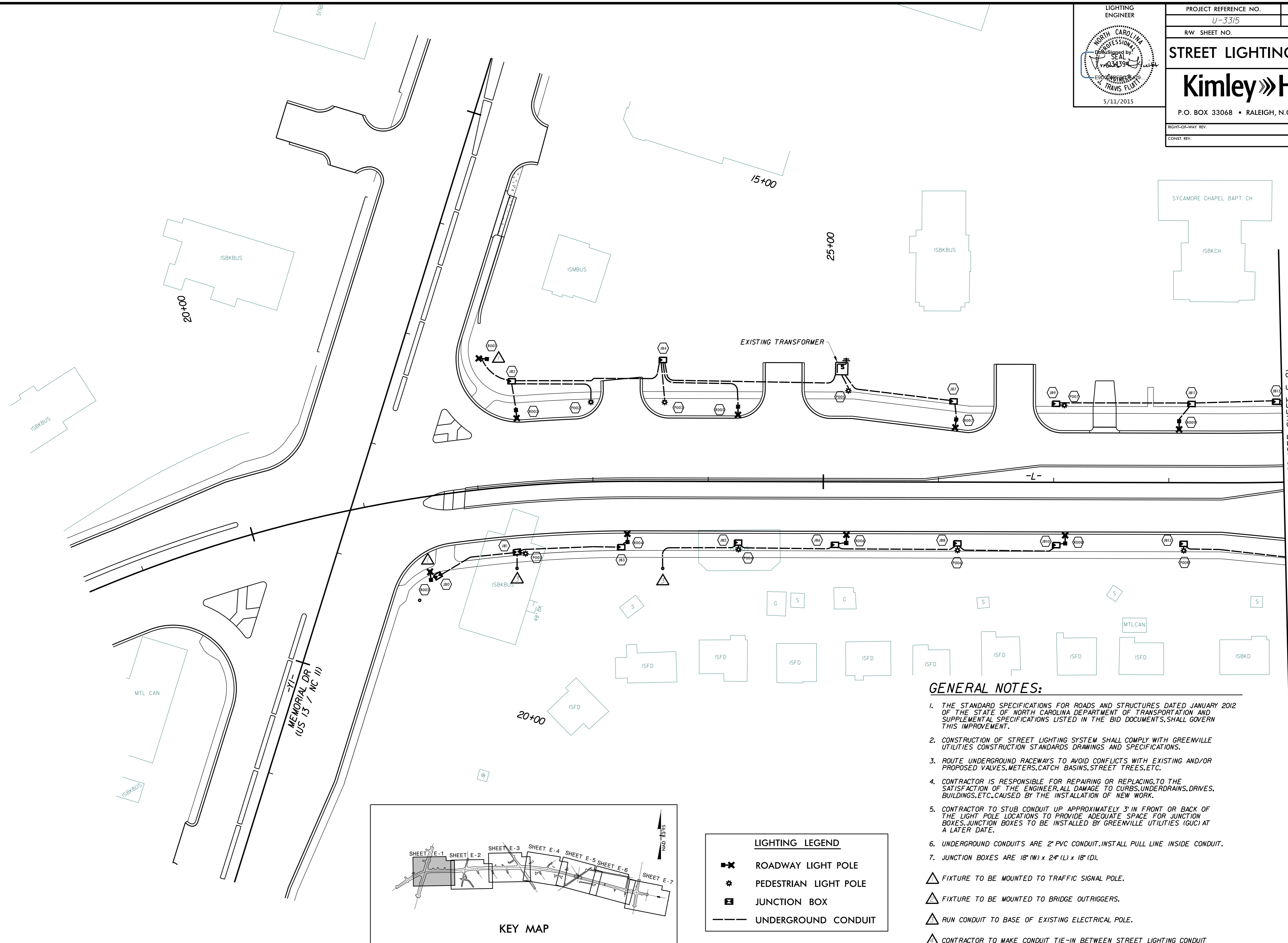


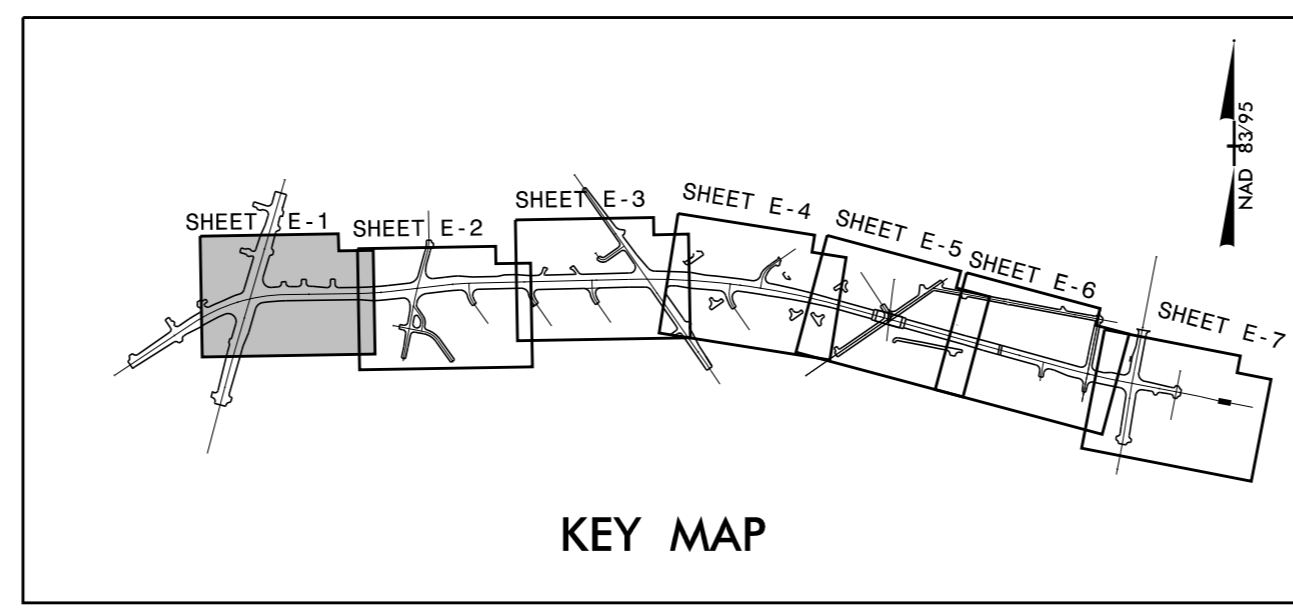
PROJECT REFERENCE NO.	SHEET NO.
U-3315	E-1
RW SHEET NO.	
STREET LIGHTING PLAN	
Kimley»Horn	
P.O. BOX 33068 • RALEIGH, N.C. 27636-3068	
RIGHT-OF-WAY REV.	
CONST. REV.	



MATCH LINE -L- STA 29+00 (SEE SHEET E-2)

- GENERAL NOTES:**
1. THE STANDARD SPECIFICATIONS FOR ROADS AND STRUCTURES DATED JANUARY 2012 OF THE STATE OF NORTH CAROLINA DEPARTMENT OF TRANSPORTATION AND SUPPLEMENTAL SPECIFICATIONS LISTED IN THE BID DOCUMENTS, SHALL GOVERN THIS IMPROVEMENT.
 2. CONSTRUCTION OF STREET LIGHTING SYSTEM SHALL COMPLY WITH GREENVILLE UTILITIES CONSTRUCTION STANDARDS DRAWINGS AND SPECIFICATIONS.
 3. ROUTE UNDERGROUND RACEWAYS TO AVOID CONFLICTS WITH EXISTING AND/OR PROPOSED VALVES, METERS, CATCH BASINS, STREET TREES, ETC.
 4. CONTRACTOR IS RESPONSIBLE FOR REPAIRING OR REPLACING TO THE SATISFACTION OF THE ENGINEER, ALL DAMAGE TO CURBS, UNDERDRAINS, DRIVES, BUILDINGS, ETC., CAUSED BY THE INSTALLATION OF NEW WORK.
 5. CONTRACTOR TO STUB CONDUIT UP APPROXIMATELY 3' IN FRONT OR BACK OF THE LIGHT POLE LOCATIONS TO PROVIDE ADEQUATE SPACE FOR JUNCTION BOXES. JUNCTION BOXES TO BE INSTALLED BY GREENVILLE UTILITIES (GUC) AT A LATER DATE.
 6. UNDERGROUND CONDUITS ARE 2" PVC CONDUIT. INSTALL PULL LINE INSIDE CONDUIT.
 7. JUNCTION BOXES ARE 18" (W) x 24" (L) x 18" (D).
- ▲ FIXTURE TO BE MOUNTED TO TRAFFIC SIGNAL POLE.
 - ▲ FIXTURE TO BE MOUNTED TO BRIDGE OUTRIGGERS.
 - ▲ RUN CONDUIT TO BASE OF EXISTING ELECTRICAL POLE.
 - ▲ CONTRACTOR TO MAKE CONDUIT TIE-IN BETWEEN STREET LIGHTING CONDUIT AND BRIDGE CONDUIT AT THE SIDEWALK JUNCTION BOX STUB.

LIGHTING LEGEND	
⊗	ROADWAY LIGHT POLE
*	PEDESTRIAN LIGHT POLE
⊠	JUNCTION BOX
---	UNDERGROUND CONDUIT



K:\RAL_Roadway\01036715 U-3315\Lighting\Lighting\LightingPlanSheets\U3315_LE_E1.dgn 5/11/2015