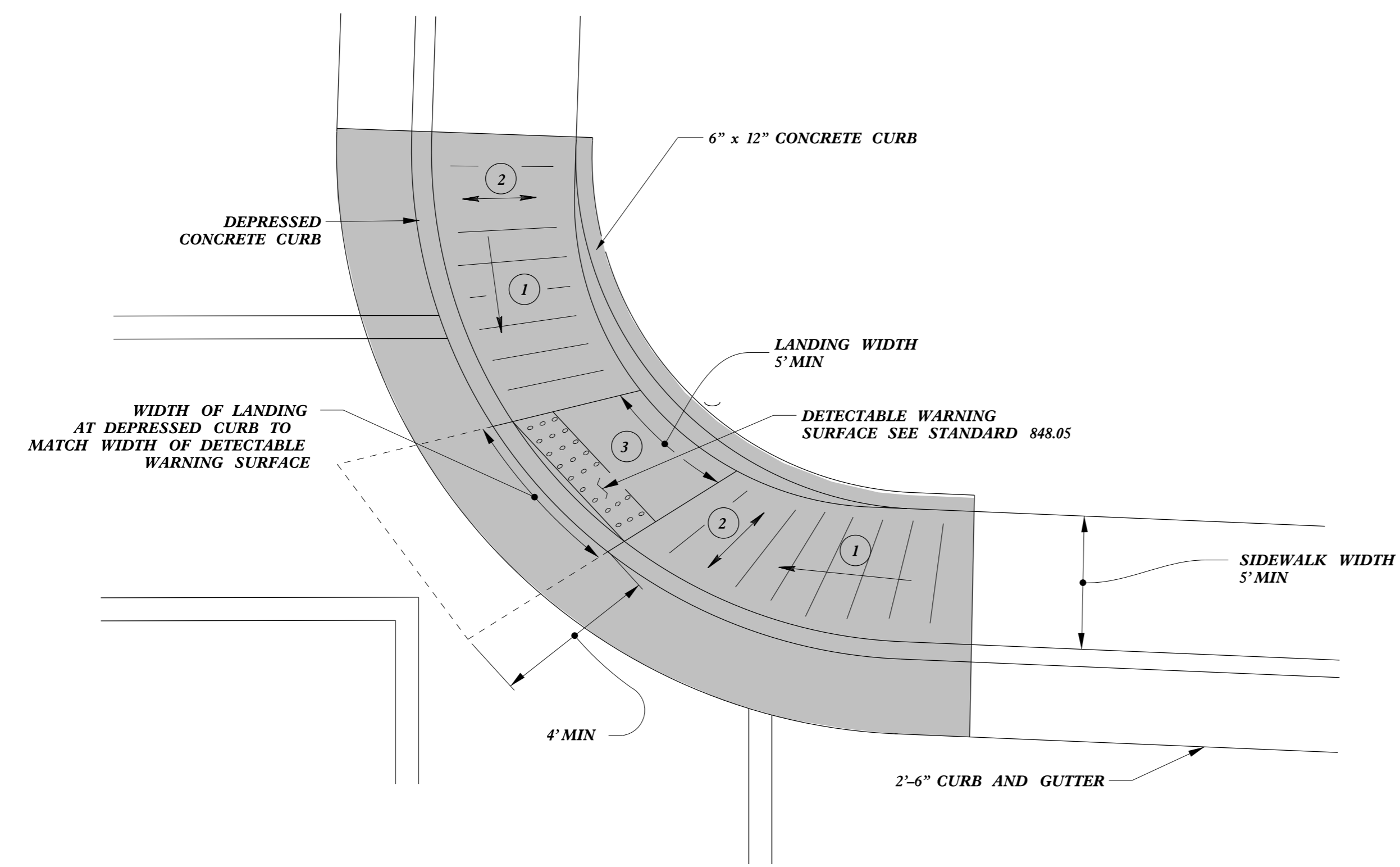


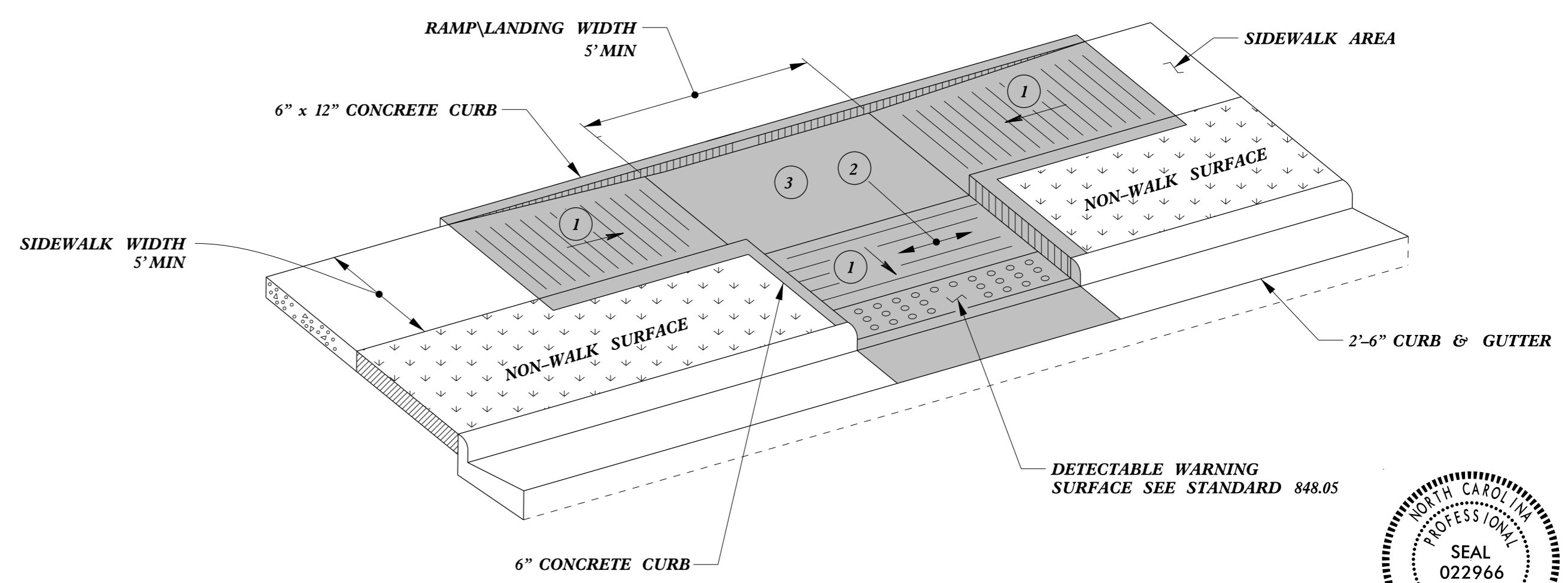
TYPE 2

PAY LIMITS FOR 1 CURB RAMP


- 1 8.33% (12:1) MAX RAMP SLOPE
- 2 CROSS SLOPE: 2.00%
- 3 CURB RAMPS REQUIRE A (4'-0") MINIMUM LANDING WITH A MAXIMUM CROSS SLOPE AND LONGITUDINAL SLOPE OF 2.00% WHERE PEDESTRIANS PERFORM TURNING MANEUVERS. SLOPE TO DRAIN TO CURB.



TYPE 2A



TYPE 3



CONTRACT STANDARDS AND DEVELOPMENT UNIT
 Office 919-707-6950 FAX 919-250-4119

CURB RAMPS
 Parallel Ramps

ORIGINAL BY: J.S. HOWERTON DATE: 7/7/11
 MODIFIED BY: DATE:
 CHECKED BY: DATE:
 FILE SPEC: stds\2012CurbRamp\CurbRampDetails.dgn

REFER TO ROADWAY STANDARD DRAWING NUMBER 848.05 SHEET 3 OF 3 FOR ALL RAMP NOTES

5/14/99
 C:\P\2012\STDS\2012CurbRamp\CurbRampDetails.dgn
 USER: J.S. HOWERTON
 TIME: 10:00 AM
 DATE: 6/4/2015