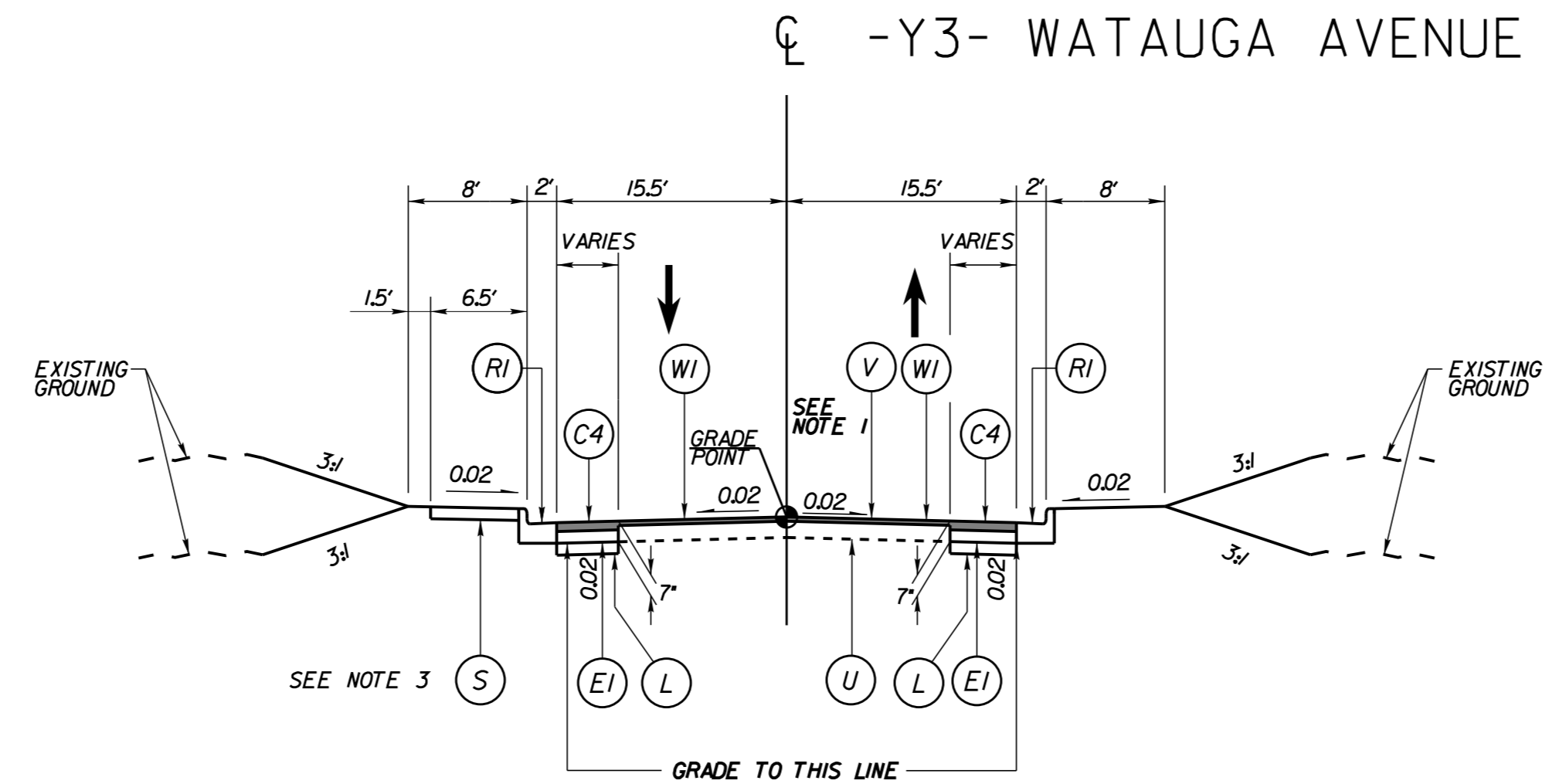


PROJECT REFERENCE NO. U-3315	SHEET NO. 2A-5
R/W SHEET NO.	
ROADWAY ENGINEER 6/11/2015	PAVEMENT DESIGN ENGINEER 6/11/2015



**TYPICAL SECTION NO. 9**

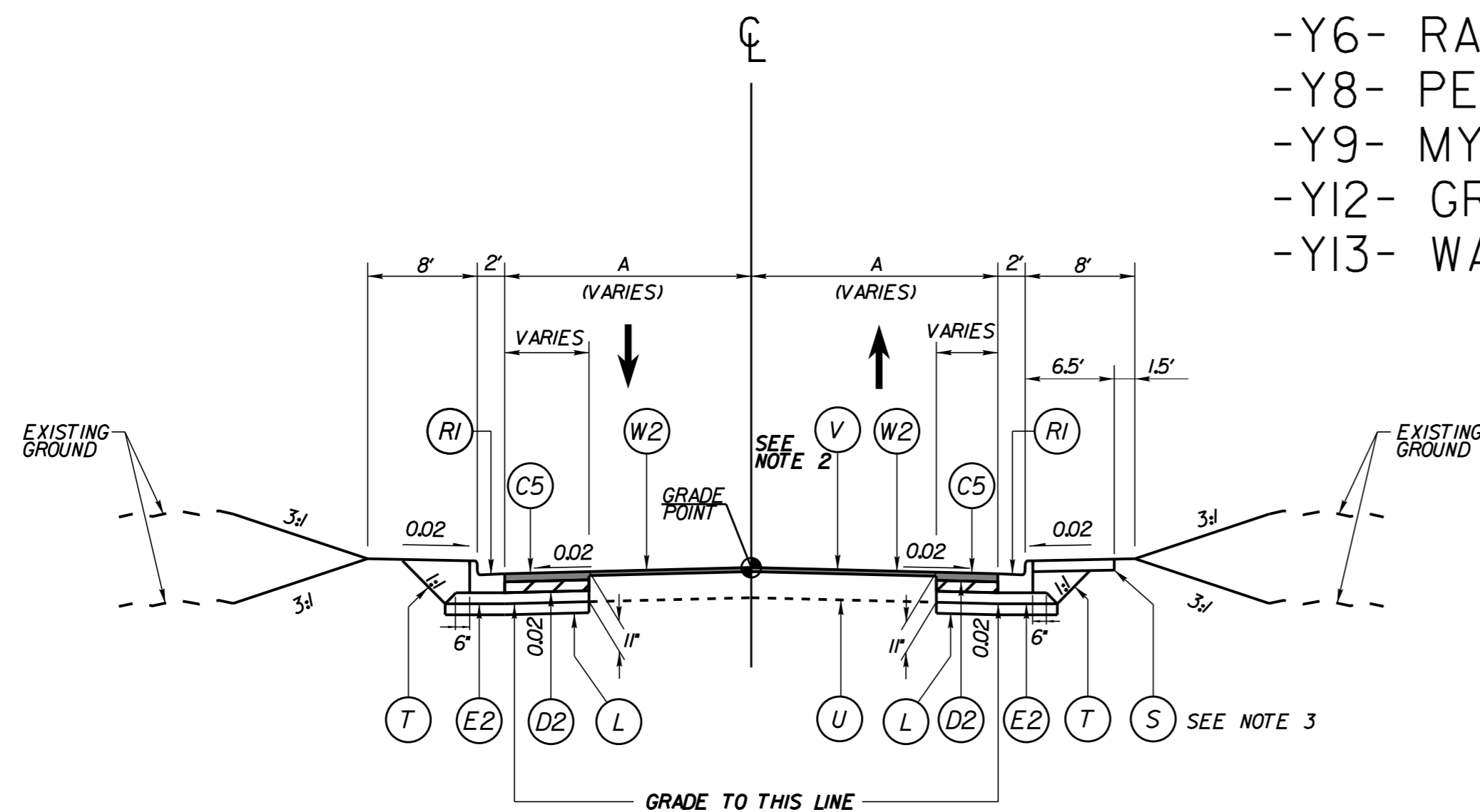
-Y3- STA 10+44.00 TO STA 10+94.85  
-Y3- STA 11+30.85 TO STA 14+37.00 (SEE NOTE 5)

**NOTES:**

- MILL NOTCH TO KEY-IN S9.5B AT ENDS OF -Y3- LINE.
- MILL NOTCH TO KEY-IN S9.5C AT ENDS OF -Y4-, -Y5-, -Y6-, -Y7-, -Y8-, -Y9- AND -Y13- LINES.
- SIDEWALK LOCATIONS VARY (SEE PLANS)
- PAVEMENT SECTIONS APPLY TO TYPE "T" TURNAROUNDS (SEE PLANS)
- MILL AND RESURFACE FROM -Y3- STA 14+37.00 TO 15+11.00
- MILL AND RESURFACE FROM -Y9- STA 11+90.00 TO 12+54.00
- PAVEMENT EDGE SLOPES ARE 1:1 UNLESS OTHERWISE INDICATED

- Y4- MANHATTAN AVENUE
- Y5- PARIS AVENUE
- Y6- RALEIGH STREET
- Y8- PENNSYLVANIA AVENUE
- Y9- MYRTLE STREET
- Y12- GREENE STREET
- Y13- WASHINGTON STREET

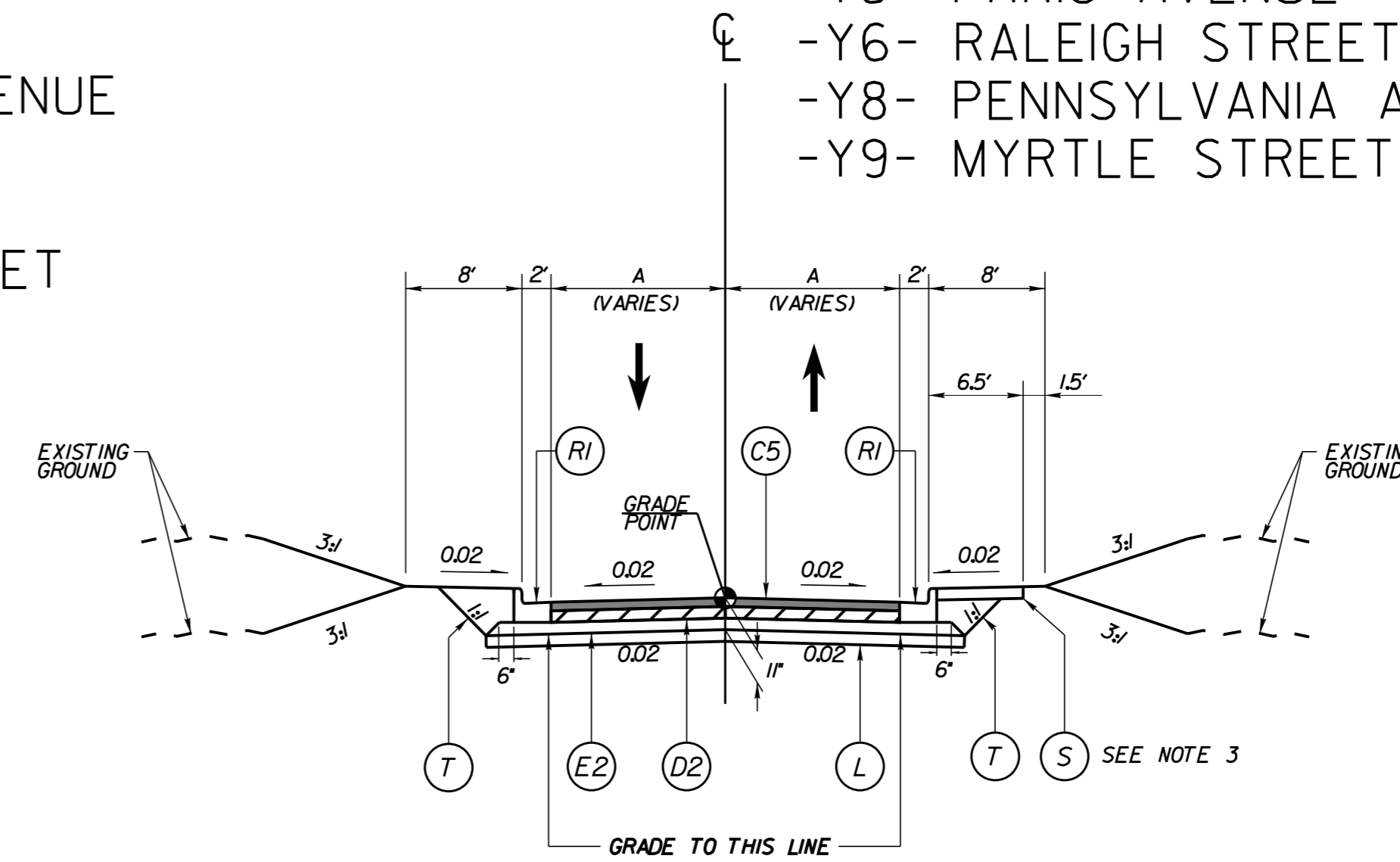
- Y4- MANHATTAN AVENUE
- Y5- PARIS AVENUE
- Y6- RALEIGH STREET
- Y8- PENNSYLVANIA AVENUE
- Y9- MYRTLE STREET



**TYPICAL SECTION NO. 10**

-Y4- STA 11+00.00 TO STA 11+55.00  
-Y5- STA 11+00.00 TO STA 11+67.00  
-Y6- STA 11+35.00 TO STA 11+70.00  
-Y8- STA 11+00.00 TO STA 11+75.00  
-Y9- STA 11+25.00 TO STA 11+90.00 (SEE NOTE 6)  
-Y12- STA 10+34.00 TO STA 11+04.00  
-Y13- STA 8+80.00 TO STA 13+24.80  
-Y13- STA 14+04.86 TO STA 14+87.00

	A
-Y4-	16'
-Y5-	15.5'
-Y6-	16'
-Y8-	16'
-Y9-	VARIES
-Y12-	15'
-Y13-	VARIES



**TYPICAL SECTION NO. 11**

-Y4- STA 10+43.00 TO STA 11+00.00  
-Y5- STA 10+43.00 TO STA 11+00.00  
-Y6- STA 10+55.00 TO STA 11+35.00  
-Y8- STA 10+43.00 TO STA 11+00.00  
-Y9- STA 10+43.00 TO STA 11+25.00

**PAVEMENT SCHEDULE**

C2	1.5' S9.5B
C3	1.5' S9.5C
C4	3' S9.5B
C5	3' S9.5C
C6	VAR. DEPTH S9.5B
C7	VAR. DEPTH S9.5C
D1	4' 119.0B
D2	4' 119.0C
D3	VAR. DEPTH 119.0B
D4	VAR. DEPTH 119.0C
E1	4' B25.0B
E2	4' B25.0C
E3	4.5' B25.0C
E4	5' B25.0C
E5	VAR. DEPTH B25.0B
E6	VAR. DEPTH B25.0C
L	CLASS IV AGGREGATE STABILIZATION
N	GEOTEXTILE FOR PAVEMENT STABILIZATION
R1	2'-6" CONCRETE CURB & GUTTER
R2	1'-6" CONCRETE CURB & GUTTER
R3	5' MONOLITHIC CONCRETE ISLAND (KEYED-IN)
S	4' CONCRETE SIDEWALK
T	EARTH MATERIAL
U	EXISTING PAVEMENT
V	MILLING EXISTING PAVEMENT (VARIABLE)
W	VARIABLE DEPTH ASPHALT PAVEMENT

REVISIONS

K:\RAL\_Roadway\01036175 U-3315\Roadway\Pro\U-3315\_rdy\_typ.dgn

5/12/2015