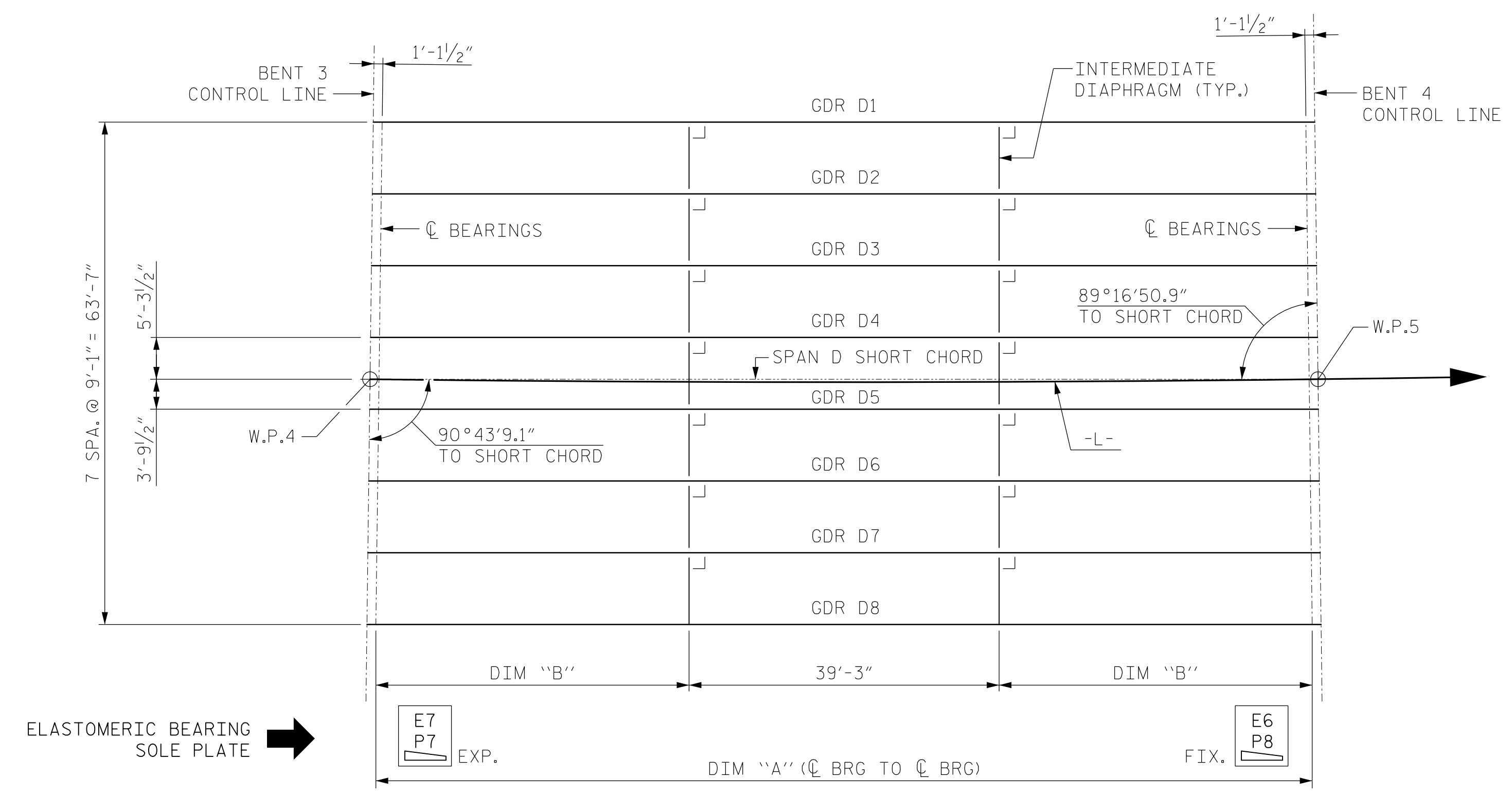


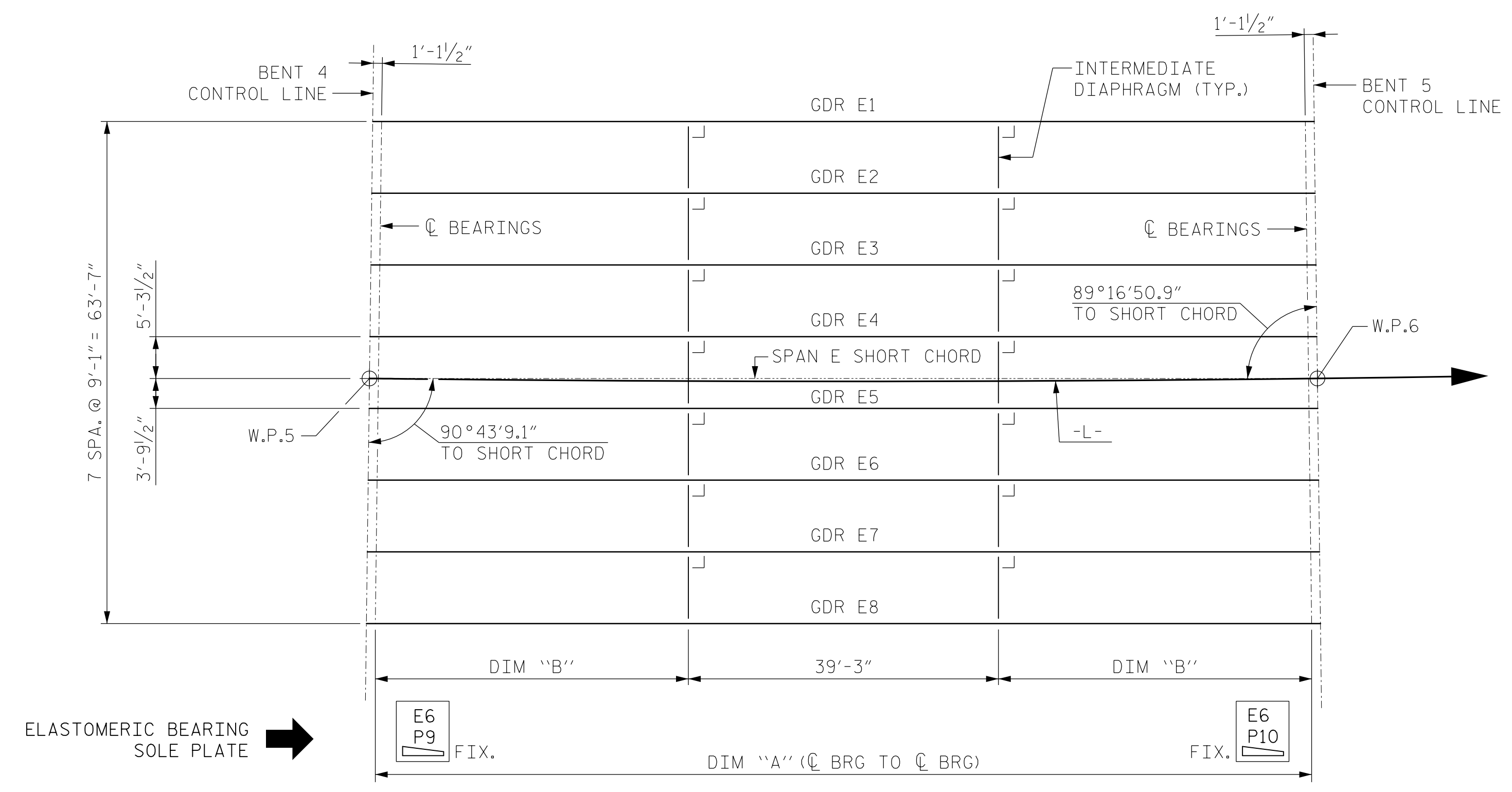
0400DEL_P30



SPAN D
(GIRDERS PARALLEL TO SPAN D SHORT CHORD)

DIMENSIONS		
GIRDER	A	B
D1	116'-11 1/8"	38'-10 1/16"
D2	117'-1 7/8"	38'-11 7/16"
D3	117'-4 5/8"	39'-0 3/16"
D4	117'-7 3/8"	39'-2 3/16"
D5	117'-10 1/8"	39'-3 9/16"
D6	118'-0 7/8"	39'-4 5/16"
D7	118'-3 5/8"	39'-6 5/16"
D8	118'-6 3/8"	39'-7 11/16"

NOTES:
 ALL DIMENSION ARE FROM BENT CONTROL LINE AND WORK POINTS.
 SEE BEARING DETAILS FOR ELASTOMERIC BEARING AND SOLE PLATE DESIGNATIONS.



SPAN E
(GIRDERS PARALLEL TO SPAN E SHORT CHORD)

DIMENSIONS		
GIRDER	A	B
E1	116'-11 1/8"	38'-10 1/16"
E2	117'-1 7/8"	38'-11 7/16"
E3	117'-4 5/8"	39'-0 3/16"
E4	117'-7 3/8"	39'-2 3/16"
E5	117'-10 1/8"	39'-3 9/16"
E6	118'-0 7/8"	39'-4 5/16"
E7	118'-3 5/8"	39'-6 5/16"
E8	118'-6 3/8"	39'-7 11/16"


PROJECT NO. U-5008
MECKLENBURG COUNTY
 STATION: 20+45.05 -L- P.O.T. = 14+54.24 -Y4- P.O.T.

STATE OF NORTH CAROLINA
 DEPARTMENT OF TRANSPORTATION
 RALEIGH
FRAMING PLAN
 UNIT 2
 SPANS D & E

2/18/2015 Y:\D:\ewings\2011 DWG\NBI1-11 Sugar Creek Rd - NCDOT\Structures\RFC\SH19_U-5008_SD_FF-2A.dgn

DRAWN BY : D.J.DICK DATE : OCT. 2014
 CHECKED BY : J.C.MEDLIN DATE : OCT. 2014

KCI ASSOCIATES OF NC, P.A.
 9741 SOUTHERN PINE BLVD
 SUITE J
 CHARLOTTE, NC 28273
 704-499-9452
 NC LICENSE No. C-0764



REVISIONS						SHEET NO.
NO.	BY:	DATE:	NO.	BY:	DATE:	S-19
1			3			SHEETS
2			4			78