

**This electronic collection of documents is provided  
for the convenience of the user  
and is Not a Certified Document –**

**The documents contained herein were originally issued  
and sealed by the individuals whose names and license  
numbers appear on each page, on the dates appearing  
with their signature on that page.**

**This file or an individual page  
shall not be considered a certified document.**


**T.I.P.: R-2413CA**

**CONTRACT:**

**STATE OF NORTH CAROLINA  
DEPARTMENT OF TRANSPORTATION**

**SIGNING PLAN  
ROCKINGHAM COUNTY**

**LOCATION: US-220 /FUTURE I-73 FROM NORTH OF NC-65 TO NORTH  
OF SR 2338 (NEWNAM RD) INCLUDING NC-68 INTERCHANGE**

TIP NO. R-2413CA	SHEET NO. SIGN-1
<small>Designed by:</small> APPROVED: <u>Charles A. Johnson, III</u> <small>99A1565847F544E</small>	
DATE: 2/11/2015	
	

**ROADWAY STANDARD DRAWING**

THE FOLLOWING ROADWAY STANDARDS AS APPEAR IN "ROADWAY STANDARD DRAWINGS" - PROJECT SERVICES UNIT - N.C. DEPARTMENT OF TRANSPORTATION - RALEIGH, N.C., DATED JANUARY 2012 ARE APPLICABLE TO THIS PROJECT AND BY REFERENCE HEREBY ARE CONSIDERED A PART OF THESE PLANS:

STD. NO.	TITLE
901.10	TYPE 'A' SIGNS
901.20	TYPE 'B' SIGNS
901.50	ARROWS AND SHIELDS
901.70	SIGN STRINGERS AND SUPPORT SPACING
901.80	SIGN MOUNTING DETAILS - FOR TYPE A AND TYPE B SIGNS
903.10	GROUND MOUNTED SIGN SUPPORTS (EXCEPT 1 OF 3 WHICH IS REPLACED WITH SIGN-2A AND 2 OF 3 WHICH IS REPLACED WITH SIGN-2B IN PLANS)
904.10	ORIENTATION OF GROUND MOUNTED SIGNS
904.50	MOUNTING OF TYPE 'D', 'E' AND 'F' SIGNS ON 'U' CHANNEL POSTS

**PAY ITEM NOTES**

- 1 SIGN ERECTION, TYPE D, E AND F
- 2 SIGN ERECTION, TYPE A (OVERHEAD)
- 3 SIGN ERECTION, TYPE A (GROUND MOUNTED)
- 4 SIGN ERECTION, TYPE B (GROUND MOUNTED)
- 5 SIGN ERECTION, RELOCATE SIGN TYPE A (GROUND MOUNTED)
- 6 DISPOSAL OF SUPPORT, WOOD
- 7 DISPOSAL OF SIGN SYSTEM, STEEL BEAM
- 8 DISPOSAL OF SIGN SYSTEM, U-CHANNEL
- 9 DISPOSAL OF SIGN SYSTEM, WOOD

**GENERAL NOTES**

- . SIGNS FURNISHED BY STATE.
- . ALL TYPE 'D' SIGNS SHALL BE MOUNTED ON TWO U-CHANNEL POSTS UNLESS OTHERWISE INDICATED ON THE PLANS.
- . IF REMOVAL OR RELOCATION OF SIGNS ON PRIVATE STREET (NON-STATE MAINTAINED) IS REQUIRED DUE TO CONSTRUCTION, THE CONTRACTOR SHALL INFORM THE ENGINEER. THE WORK WILL BE COMPLETED BY OTHERS.
- . WHEN NOT STATIONED OR DIMENSIONED ON PLANS, ALL 'E' AND 'F' SIGNS SHALL BE FIELD LOCATED BY THE ENGINEER.
- . RETAIN ALL EXISTING SIGNS WITHIN THE PROJECT LIMITS UNLESS OTHERWISE NOTED ON PLANS.
- . WHEN EXISTING SIGNS ARE REMOVED AND INSTALLED ON NEW SUPPORTS, THE RE-ERECTION SHALL IMMEDIATELY FOLLOW THE REMOVAL.
- . THE BACKGROUND FOR TYPE 'E' AND 'F' SIGNS SHALL BE TYPE C REFLECTIVE SHEETING.
- . DO NOT BEGIN FABRICATION FOR TYPES A & B SIGNS MOUNTED ON OVERHEAD STRUCTURES OR STEEL SUPPORTS UNTIL "S" DIMENSIONS HAVE BEEN FIELD VERIFIED.
- . SEE ROADWAY PLANS FOR GUARD/GUIDE RAIL DETAILS.

**SUMMARY OF QUANTITIES**


ITEM NO.		ITEM DESCRIPTION	QUANTITY	UNIT
DESC. NO.	SECT. NO.			
4048000000	902	REINFORCED CONCRETE SIGN FOUNDATION	2	C.Y.
4054000000	902	PLAIN CONCRETE SIGN FOUNDATION	1	C.Y.
4057000000	SP	OVERHEAD FOOTING	19	C.Y.
4060000000	903	SUPPORTS, BREAKAWAY STEEL BEAM	1659	LB.
4072000000	903	SUPPORTS, 3 LB STEEL U-CHANNEL	1037	L.F.
4082100000	SP	SUPPORTS, OVERHEAD SIGN STRUCTURE 'A' AT STA. -LREV_SB- 92+80	1	L.S.
4096000000	904	SIGN ERECTION, TYPE D	1	EA.
4102000000	904	SIGN ERECTION, TYPE E	32	EA.
4108000000	904	SIGN ERECTION, TYPE F	9	EA.
4109000000	904	SIGN ERECTION, TYPE A (OVERHEAD)	2	EA.
4110000000	904	SIGN ERECTION, TYPE A (GROUND MOUNTED)	3	EA.
4110000000	904	SIGN ERECTION, TYPE B (GROUND MOUNTED)	1	EA.
4116100000	904	SIGN ERECTION, RELOCATE SIGN TYPE A (GROUND MOUNTED)	1	EA.
4141000000	907	DISPOSAL OF SUPPORT, WOOD	2	EA.
4152000000	907	DISPOSAL OF SIGN SYSTEM, STEEL BEAM	1	EA.
4155000000	907	DISPOSAL OF SIGN SYSTEM, U-CHANNEL	15	EA.
4158000000	907	DISPOSAL OF SIGN SYSTEM, WOOD	3	EA.

**INDEX**

SHEET NO.	DESCRIPTION
SIGN-1	TITLE SHEET
SIGN-2-2B	SUPPORT INFORMATION
SIGN-3-3A	OVERHEAD STRUCTURE LINE DRAWINGS
SIGN-4-4D	SIGN DESIGNS, TYPE E AND F SHEETS
SIGN-5-11	SIGNING PLAN SHEETS


CONTACTS: N.C.D.O.T. SIGNING AND DELINEATION UNIT

RENEE ROACH, PE, CPM    SIGNING & DELINEATION REGIONAL ENGINEER  
SAMUEL COLEMAN, EI    SIGNING & DELINEATION PROJECT DESIGN ENGINEER



PLAN PREPARED BY :  
**HNTB** HNTB NORTH CAROLINA, P.C.  
 343 E. Six Forks Road, Suite 200  
 Raleigh, North Carolina 27609  
 NC License No: C-1554

C.A. JOHNSON, III, PE    **SIGNING PROJECT ENGINEER**  
 A.D. KLINKSIEK, PE, PTOE    **SIGNING DESIGN ENGINEER**  
 T.R. TERRELL    **SIGNING DESIGN TECHNICIAN**

TIP NO. R-2413CA	SHEET NO. SIGN-2
APPROVED: <u>Charles A. Johnson, III</u> <small>DocuSigned by: Charles A. Johnson, III 504150284775446</small>	
DATE: 2/11/2015	
SEAL	
	

## TYPE 'A' AND 'B' GROUND MOUNTED SIGNS

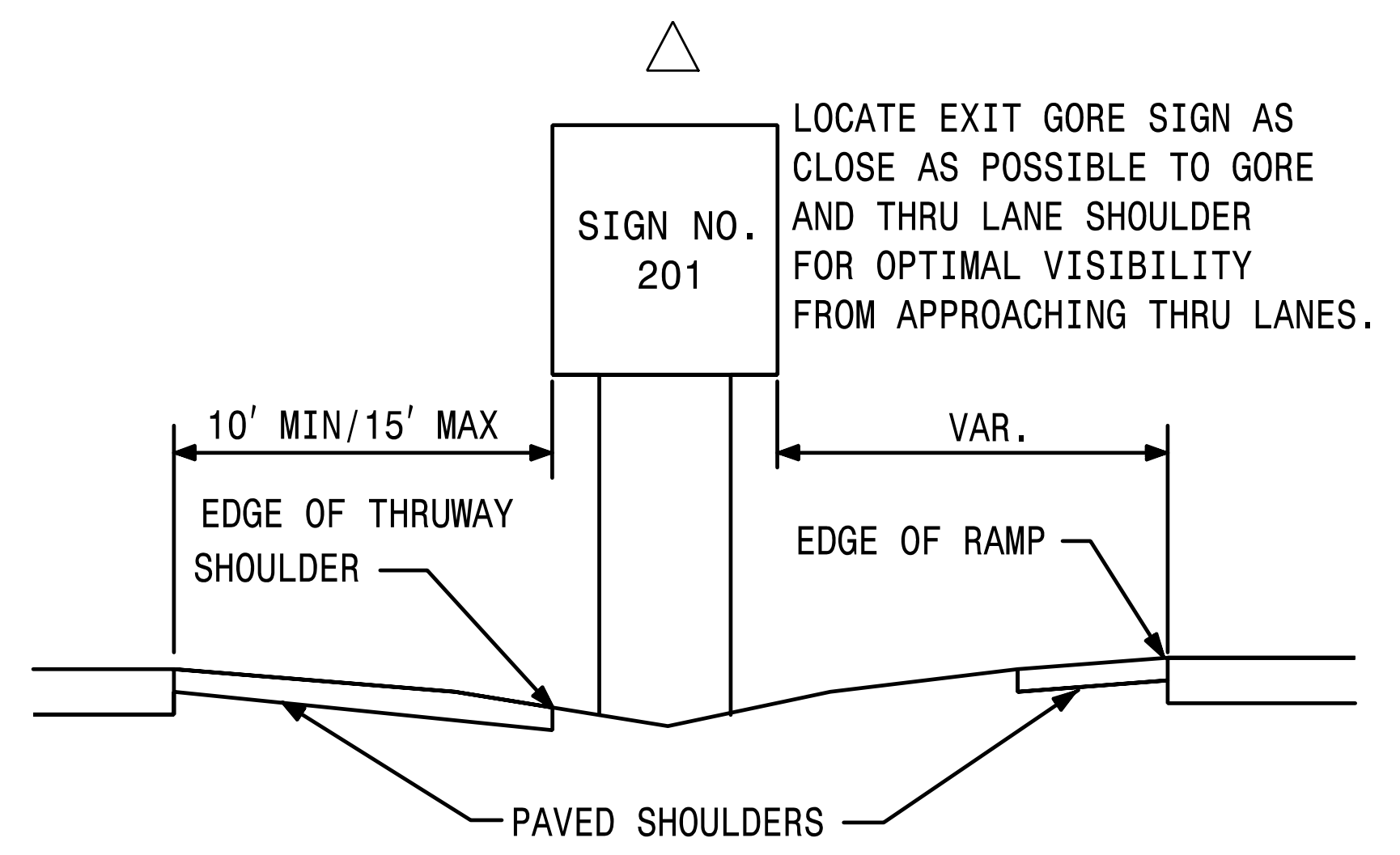
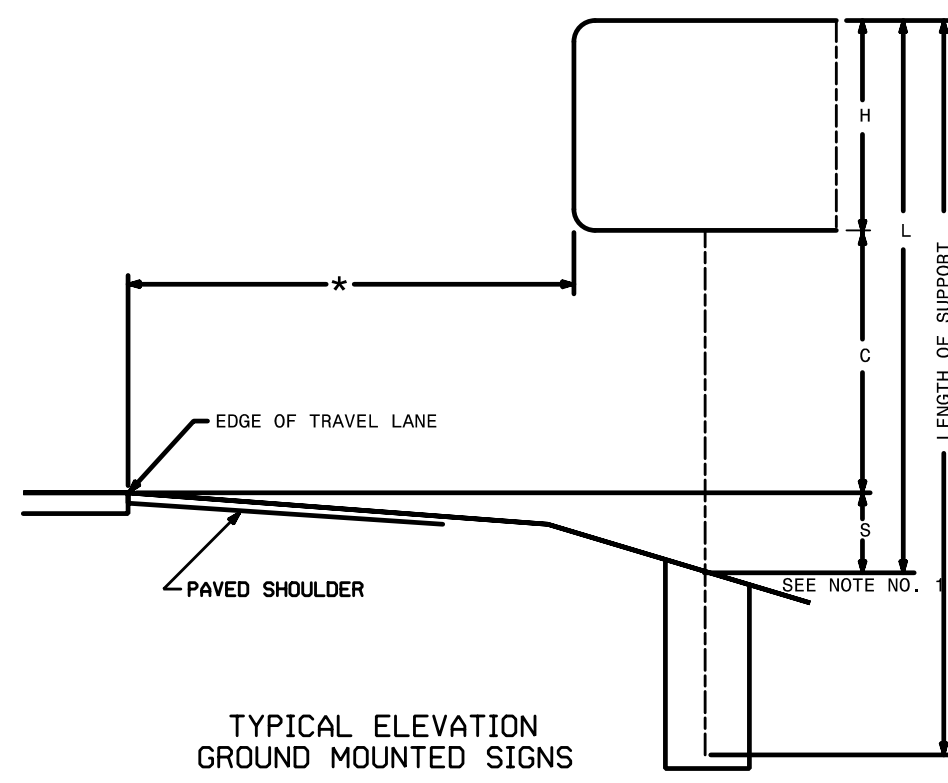
SIGN NO.	SIGN TYPE	SIGN SIZE (in.)			ROADWAY STATION	NO. OF SUP.	BEAM SECTION	SUPPORT TYPE BA or S	ATTACH METHOD	MOUNTING METHOD	HORIZ. CLR.* (ft.)	LENGTH (ft)			LEFT SUPPORT (ft)			CENTER SUPPORT (ft)			RIGHT SUPPORT (ft)			FOOTING DIAMETER (ft.)	FOOTING DEPTH (ft.)	B/A SUPPORT WEIGHTS (lbs.)	SIMPLE SUPPORT WEIGHTS (lbs.)	REINF. FTGS. (c.y.)	PLAIN FTGS. (c.y.)	FIELD VERIFIED SEE NOTE 2 (mm/dd/yy)																
		w	x	h								SNS HT H	MTG HT C	EMBED MENT	S	L	TOTAL LENGTH	S	L	TOTAL LENGTH	S	L	TOTAL LENGTH																							
Future 101	B A	132 X 30 144 X 96	-LREV_END- 100+00	2	W6x12	BA	N/A	N/A	30.00	8.00	7.00	5.5	3.18	18.18	23.68	0.00	0.00	0.00	0.91	15.91	21.41	1.50	6	619.08	0.00	0.79	0.00																			
102	B	96 X 48	-LREV_END- 104+65	2	S3x5.7	BA	N/A	N/A	30.00	4.00	7.00	3.5	2.77	13.77	17.27	0.00	0.00	0.00	1.24	12.24	15.74	1.00	4	224.16	0.00	0.00	0.23																			
Future 103	B A	132 X 30 144 X 96	US-220 SB	2	W6x12	BA	N/A	N/A	30.00	8.00	7.00	5.5	2.15	17.15	22.65	0.00	0.00	0.00	0.05	15.05	20.55	1.50	6	596.40	0.00	0.79	0.00																			
201	A	72 X 60	-LREV_SB- 91+85 +/-	2	S3x5.7	BA	N/A	N/A	△	5.00	7.00	3.5	0.50	12.50	16.00	0.00	0.00	0.00	0.50	12.50	16.00	1	4	218.40	0.00	0.00	0.23																			
901	A	114 X 96	-LREV- 83+00	2	W6x16	BA	N/A	N/A	30.00	8.00	7.00	RELOCATE EXISTING SIGN TO EXISTING STEEL SUPPORTS																																		
																							TOTAL	1658.04	TOTAL	0.00	TOTAL	1.57	TOTAL	0.47																
																							USE:	1659	0	2	1																			

**NOTES:**

DIMENSION "S" REPRESENTS AN INCREASE (+), OR A DECREASE (-) IN POLE LENGTH, RELATIVE TO THE ELEVATION OF THE EDGE OF PAVEMENT.

FIELD VERIFICATIONS SHALL BE REQUIRED FOR ALL SUPPORTS, SEE (\*) ARTICLE 903-3. FABRICATORS SHALL BE AISC CERTIFIED IN CATEGORY 1, SEE (\*) ARTICLE 1072-1. (\*) = N.C.D.O.T. STANDARD SPECIFICATIONS FOR ROADS AND STRUCTURES


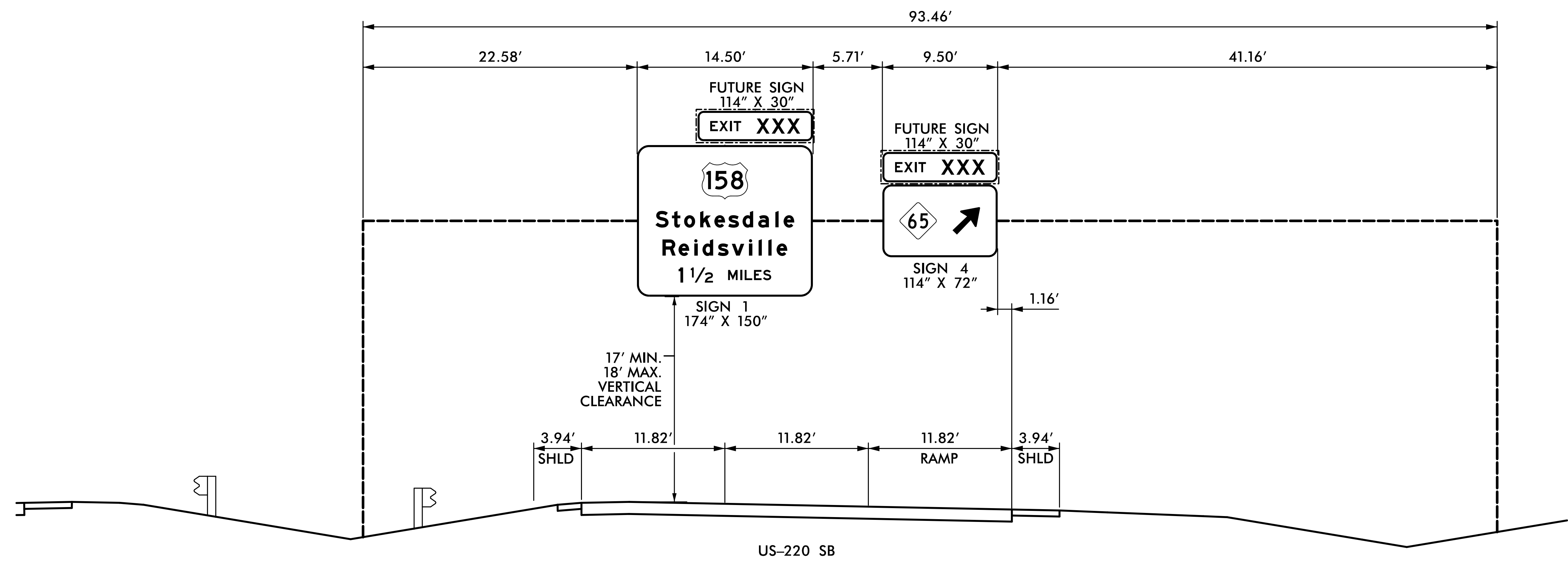
PLAN LOCATIONS FOR EXISTING UTILITIES ARE BASED ON THE BEST AVAILABLE INFORMATION AND, THEREFORE MAY NOT BE PRECISELY ACCURATE. THEREFORE, IT IS INCUMBENT UPON THE CONTRACTOR TO DETERMINE THE EXACT LOCATION OF UTILITIES BEFORE BEGINNING WORK IN A LOCATION.



### TYPE 'A' AND TYPE 'B' GROUND MOUNTED SIGNS



TIP NO. R-2413CA	SHEET NO. SIGN-3
APPROVED: <u>Charles A. Johnson, III</u> <small>DocuSigned by: Charles A. Johnson, III 59A1565947F5466</small>	
DATE: 2/11/2015	
SEAL	

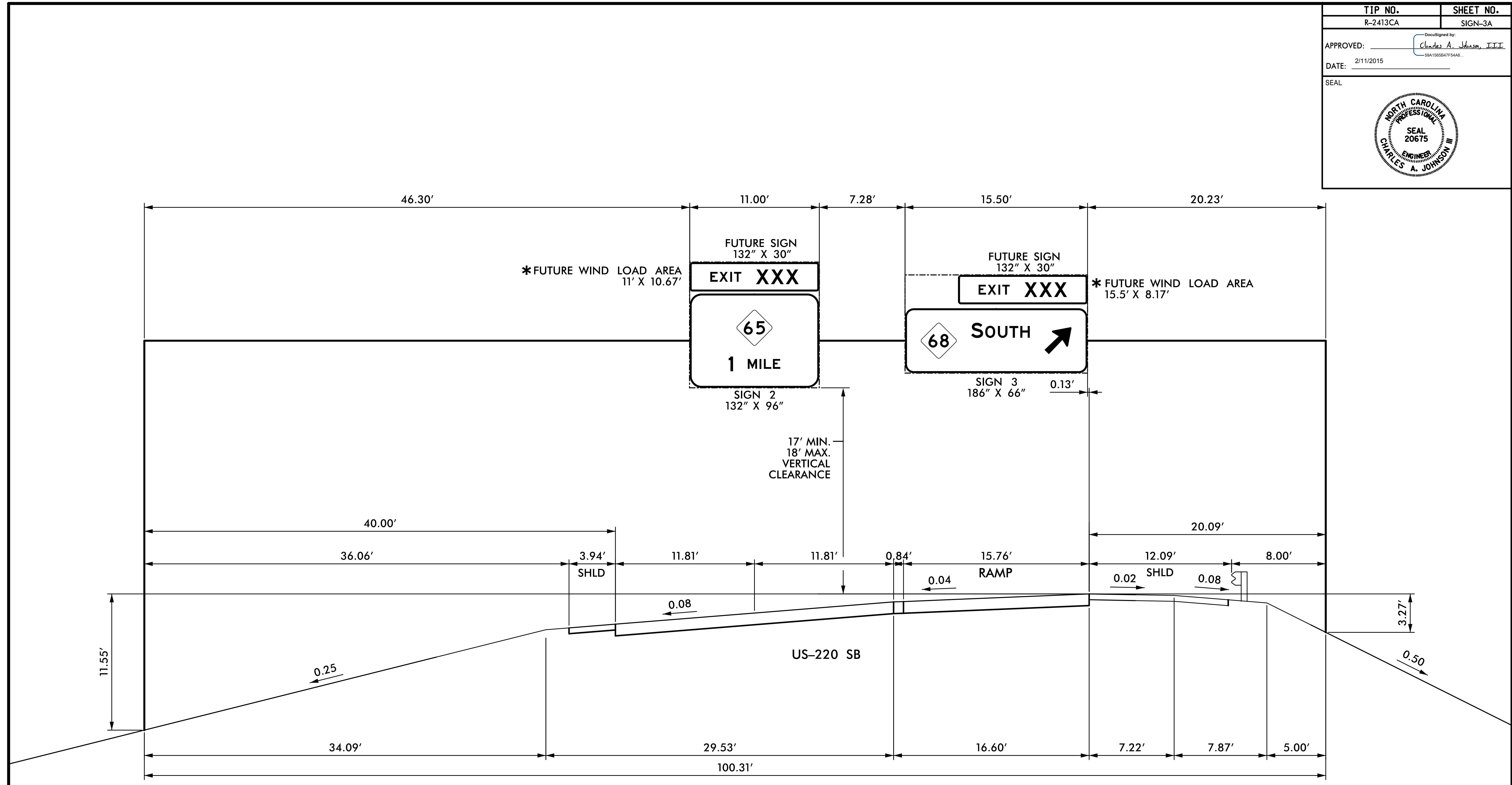
NOTES:

- SEE STANDARD 904-3(B)(3) FOR REQUIREMENTS OF NEW STRUCTURAL MEMBERS, MOUNTING HARDWARE FOR NEW SIGNS, SHOP DRAWINGS, BRACING AND ACCESSORY HARDWARE FOR ATTACHMENTS.
- SEE NCDOT STANDARD SPECIFICATIONS, SECTION 1076-6 FOR REPAIR OF GALVANIZING.
- ERECT SIGN PANELS WITH MINIMUM 17' VERITICAL CLEARANCE.

**HNTB** HNTB NORTH CAROLINA, P.C.  
343 E. Six Forks Road, Suite 200  
Raleigh, North Carolina 27609  
NC License No: C-1554

**EXISTING OVERHEAD SIGN  
ASSEMBLY 'AA'  
AT -L REV- STA. 75+00**


TIP NO. R-2413CA	SHEET NO. SIGN-3A
APPROVED: <i>Charles A. Johnson, III</i> DocuSigned by: 59A1955B47F54A6	
DATE: 2/11/2015	
SEAL	



- NOTES:
1. IF THE CONTRACTOR BIDS ALUMINUM SIGN STRUCTURE, EACH SHALL BE PROVIDED WITH AN APPROVED HIGHWAY TRUSS DAMPER DEVICE IN ACCORDANCE WITH AASHTO SPECIFICATIONS.
  2. MOUNT SIGNS VERTICALLY CENTERED ON HORIZONTAL MEMBER OF STRUCTURE.
  3. FIELD VERIFICATION SHALL BE REQUIRED FOR ALL FOOTING ELEVATIONS, PER THE LATEST NCDOT STANDARD SPECIFICATIONS FOR ROADS AND STRUCTURES. PROVIDE FIELD VERIFICATION TO THE SIGNING SECTION.
  4. THE TOP OF THE FOOTING SHALL EXTEND AT LEAST 6 INCHES AND NOT MORE THAN 24 INCHES ABOVE THE HIGHEST POINT OF THE GROUND SURFACE AT THE FOOTING.
  5. SIGN HANGERS AND ATTACHMENT HARDWARE SHALL BE PROVIDED AND INSTALLED ON THE ASSEMBLY TO ACCOMMODATE ALL SIGNS SHOWN IN THIS PLAN SHEET.
  6. DESIGN AND CONSTRUCTION REQUIREMENTS FOR SIGN STRUCTURES SHALL ACCOMMODATE WIND VELOCITY OF 90 M.P.H.


\*THESE DIMENSIONS SHALL BE USED FOR WIND LOAD AND DEAD LOAD COMPUTATIONS IN DESIGN OF STRUCTURE AND FOOTINGS. DESIGN AND CONSTRUCTION REQUIREMENTS FOR SIGN STRUCTURES SHALL ACCOMMODATE WIND VELOCITY OF 90 M.P.H.

**OVERHEAD SIGN ASSEMBLY 'A'  
AT -LREV\_SB- STA. 92+80**

APPROVED:   
DocuSigned by: Charles A. Johnson, III  
 SBA1565847F5446

DATE: 2/11/2015

SEAL

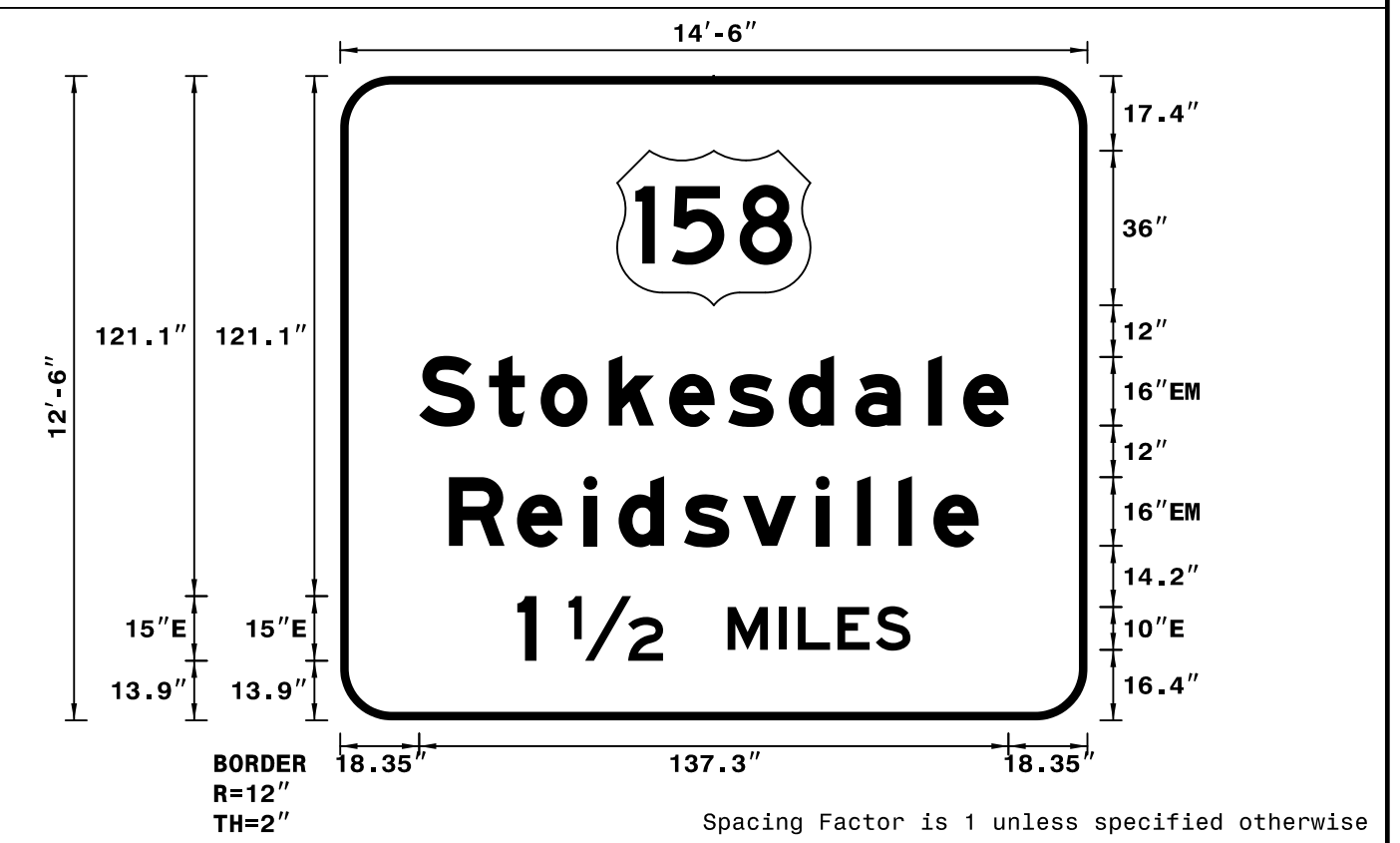


SIGN NUMBER: 1  
 TYPE: A (OVHD)  
 QUANTITY: 1  
 SIGN WIDTH: 14'-6"  
 HEIGHT: 12'-6"  
 TOTAL AREA: 181.3 Sq.Ft.  
 BORDER TYPE: FLUSH  
 RECESS: 0"  
 WIDTH: 2"  
 RADII: 12"  
 NO. Z BARS: 4  
 LENGTH: 166.0

SYMBOL	X	Y	WID	HT
M1_4	64.5	96.6	45	36

MAT'L: 0.125" ALUMINUM

DESIGN BY: TRT  
 PROJECT ID: R-2413CA  
 CHECKED BY: ADK/CAJ  
 DIV: 07  
 DATE: February 2015



- NOTES:
- Legend and border shall be direct applied Grade A reflective sheeting.
  - Shields shall be Grade A reflective sheeting on 0.032" aluminum and demountable.
  - Background shall be Grade C reflective sheeting.

LETTER POSITIONS

Letter spacings are to start of next letter

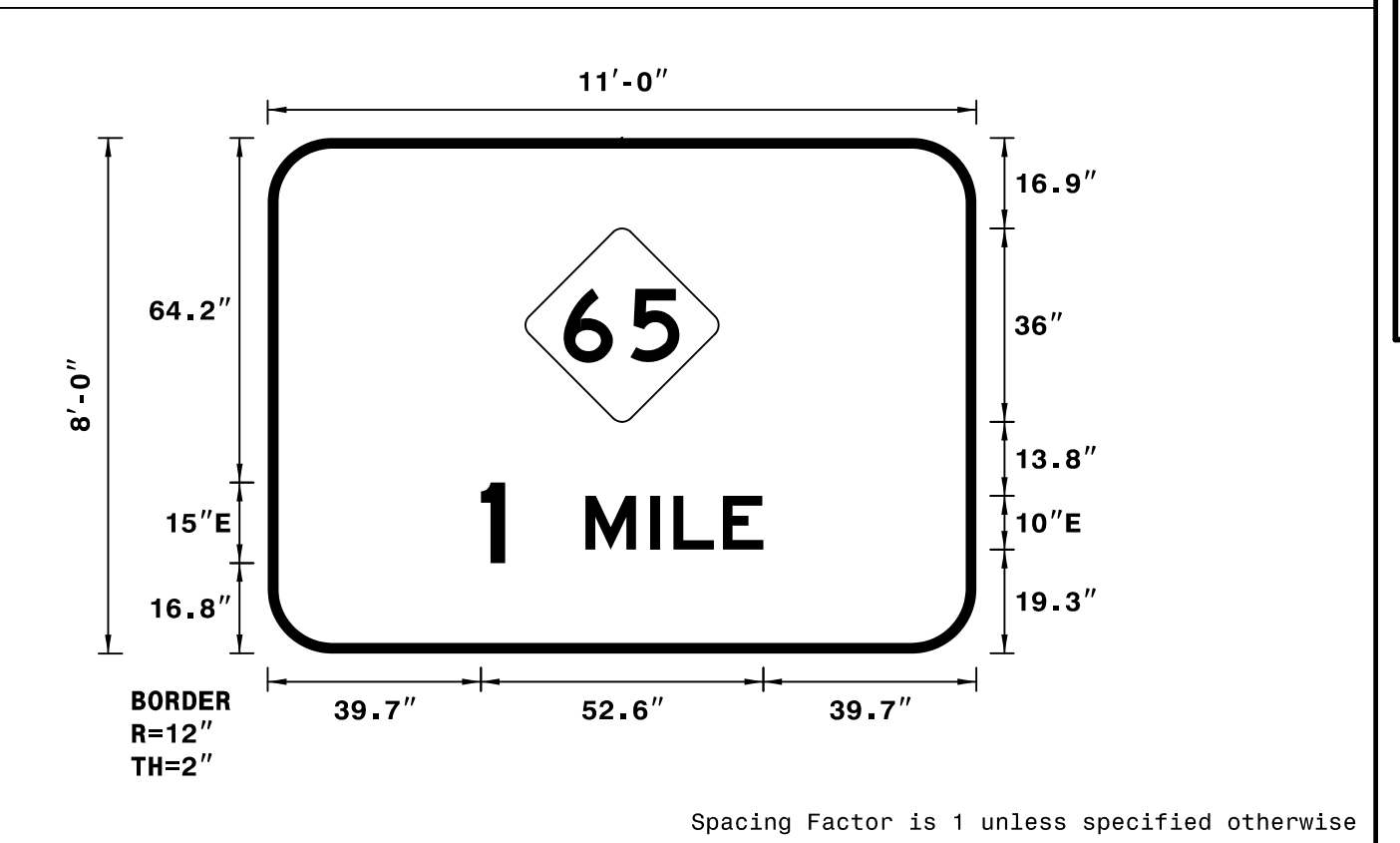
Series/Size	Text Length
EM 2000	137.3
EM 2000	123.4
E 2000	91.6

SIGN NUMBER: 2  
 TYPE: A (OVHD)  
 QUANTITY: 1  
 SIGN WIDTH: 11'-0"  
 HEIGHT: 8'-0"  
 TOTAL AREA: 88.0 Sq.Ft.  
 BORDER TYPE: FLUSH  
 RECESS: 0"  
 WIDTH: 2"  
 RADII: 12"  
 NO. Z BARS: 3  
 LENGTH: 124.0

SYMBOL	X	Y	WID	HT
NC482B	48	43.1	36	36

MAT'L: 0.125" ALUMINUM

DESIGN BY: TRT  
 PROJECT ID: R-2413CA  
 CHECKED BY: ADK/CAJ  
 DIV: 07  
 DATE: February 2015



- NOTES:
- Legend and border shall be direct applied Grade A reflective sheeting.
  - Shields shall be Grade A reflective sheeting on 0.032" aluminum and demountable.
  - Background shall be Grade C reflective sheeting.

LETTER POSITIONS

Letter spacings are to start of next letter

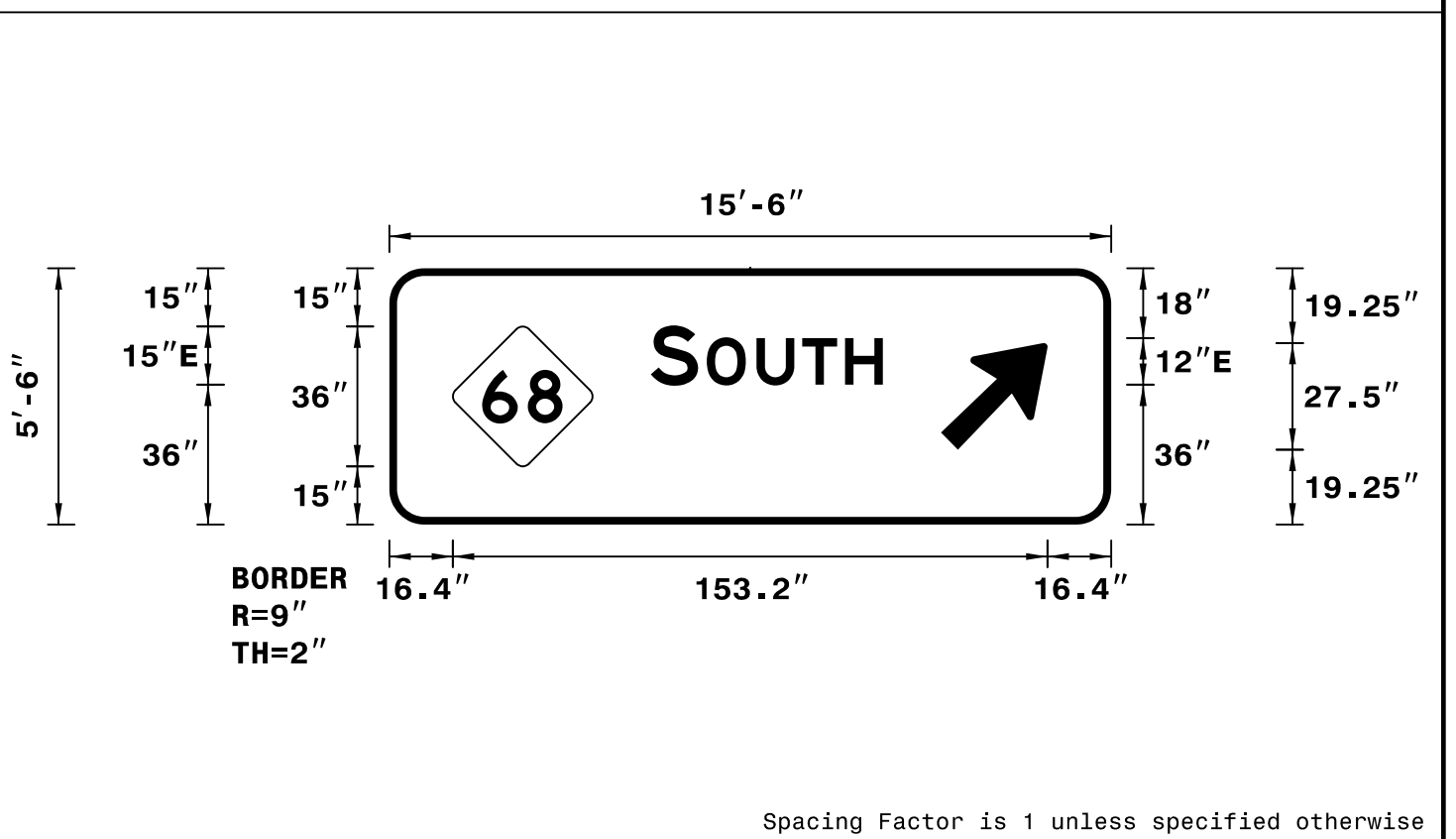
Series/Size	Text Length
E 2000	52.6

SIGN NUMBER: 3  
 TYPE: A (OVHD)  
 QUANTITY: 1  
 SIGN WIDTH: 15'-6"  
 HEIGHT: 5'-6"  
 TOTAL AREA: 85.3 Sq.Ft.  
 BORDER TYPE: FLUSH  
 RECESS: 0"  
 WIDTH: 2"  
 RADII: 9"  
 NO. Z BARS: 2  
 LENGTH: 178.0

SYMBOL	X	Y	WID	HT
Type A Arrow	142.1	19.3	22.4	35.3
NC482B	16.4	15	36	36

MAT'L: 0.125" ALUMINUM

DESIGN BY: TRT  
 PROJECT ID: R-2413CA  
 CHECKED BY: ADK/CAJ  
 DIV: 07  
 DATE: February 2015



- NOTES:
- Legend and border shall be direct applied Grade A reflective sheeting.
  - Shields shall be Grade A reflective sheeting on 0.032" aluminum and demountable.
  - Background shall be Grade C reflective sheeting.

LETTER POSITIONS

Letter spacings are to start of next letter

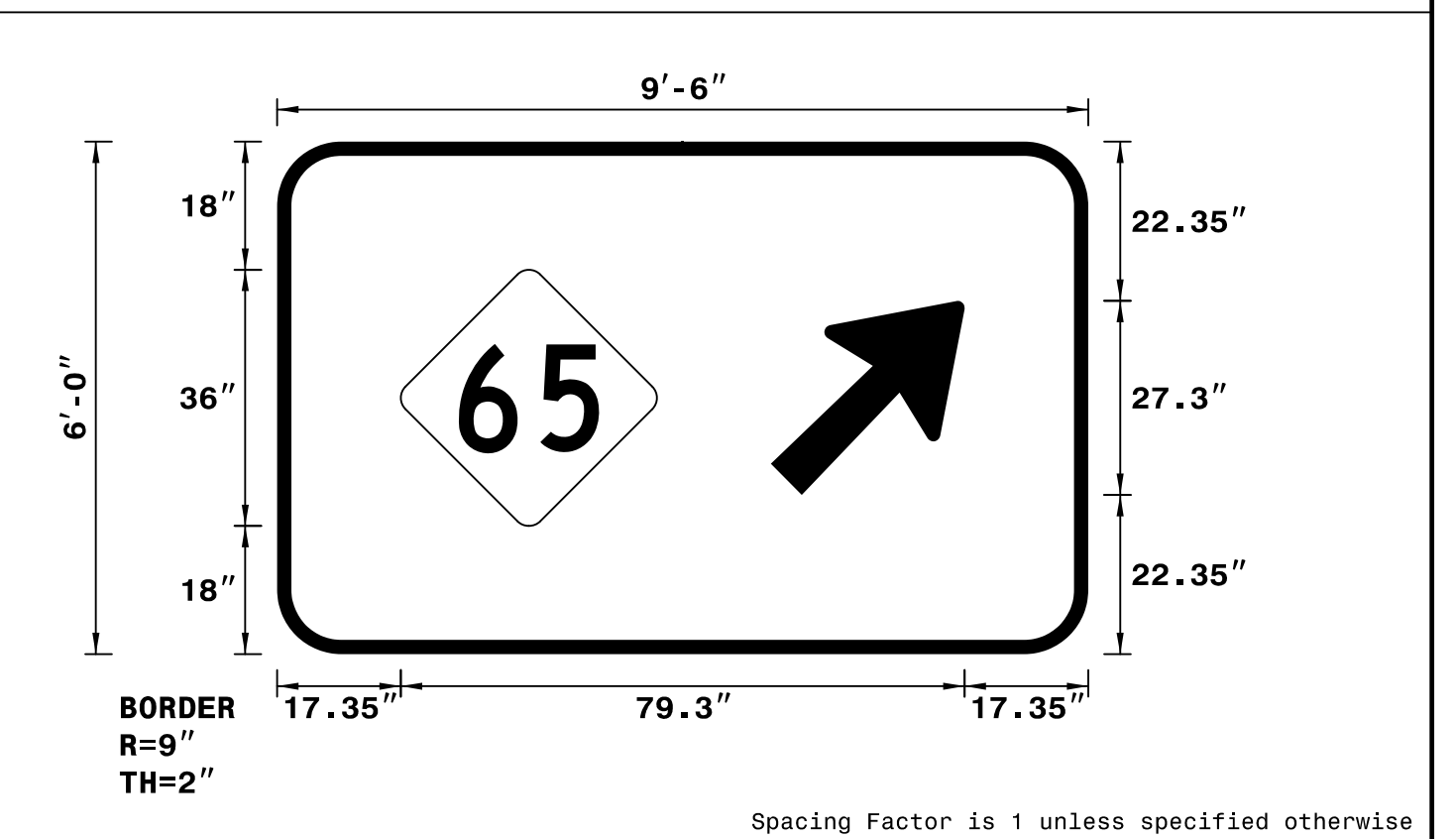
Series/Size	Text Length
E 2000	59.8

SIGN NUMBER: 4  
 TYPE: A (OVHD)  
 QUANTITY: 1  
 SIGN WIDTH: 9'-6"  
 HEIGHT: 6'-0"  
 TOTAL AREA: 57.0 Sq.Ft.  
 BORDER TYPE: FLUSH  
 RECESS: 0"  
 WIDTH: 2"  
 RADII: 9"  
 NO. Z BARS: 2  
 LENGTH: 106.0

SYMBOL	X	Y	WID	HT
Type A Arrow	69.4	22.4	22.3	35
M1-5-2-36-15C	17.4	18	36	36

MAT'L: 0.125" ALUMINUM

DESIGN BY: TRT  
 PROJECT ID: R-2413CA  
 CHECKED BY: ADK/CAJ  
 DIV: 07  
 DATE: February 2015



- NOTES:
- Border shall be direct applied Grade A reflective sheeting.
  - Shields shall be Grade A reflective sheeting on 0.032" aluminum and demountable.
  - Background shall be Grade C reflective sheeting.

LETTER POSITIONS

Letter spacings are to start of next letter


Series/Size	Text Length



APPROVED: Charles A. Johnson, III  
DocuSigned by:  
 Charles A. Johnson, III  
 SBA1595B47F5A46

DATE: 2/11/2015

SEAL

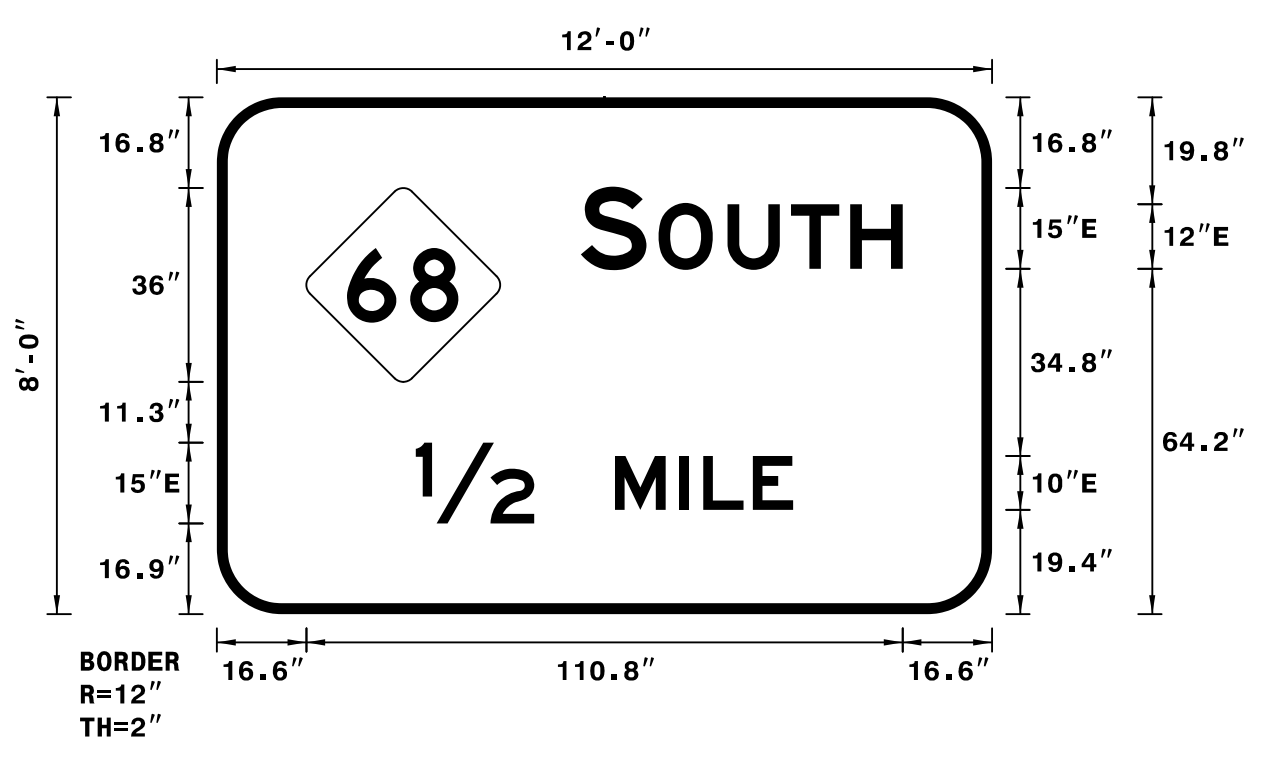


SIGN NUMBER: 101  
 TYPE: A  
 QUANTITY: 1  
 SIGN WIDTH: 12'-0"  
 HEIGHT: 8'-0"  
 TOTAL AREA: 96.0 Sq.Ft.  
 BORDER TYPE: FLUSH  
 RECESS: 0"  
 WIDTH: 2"  
 RADII: 12"  
 NO. Z BARS: 3  
 LENGTH: 136.0

SYMBOL	X	Y	WID	HT
NC482B	16.6	43.2	36	36

BACKG COLOR: Green  
 COPY COLOR: White  
 MAT'L: 0.125" ALUMINUM

DESIGN BY: TRT  
 PROJECT ID: R-2413CA  
 CHECKED BY: ADK/CAJ  
 DIV: 07  
 DATE: February 2015



NOTES:  
 1. Legend and border shall be direct applied Grade C reflective sheeting.  
 2. Shields shall be Grade C reflective sheeting on 0.032" aluminum and demountable.  
 3. Background shall be Grade C reflective sheeting.

LETTER POSITIONS

Letter spacings are to start of next letter

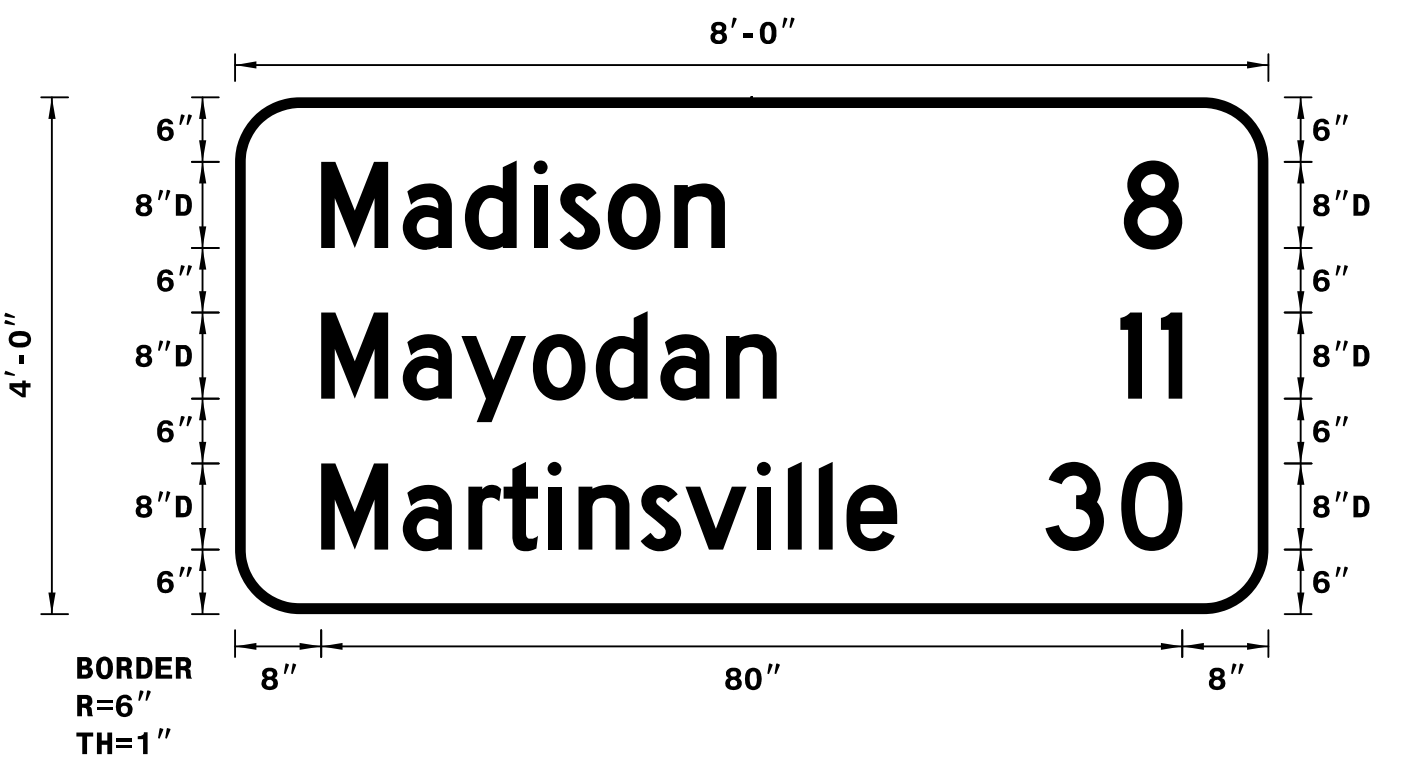
	S	O	U	T	H		Series/Size Text Length			
	67.6	12.2	2.2	12.8	11.8	11	9.7	16.6	E 2000	59.8
	1/2		M	I	L	E			E 2000	70.1
	37	22	15	12	4.4	9.2	7.5	37		

SIGN NUMBER: 102  
 TYPE: B  
 QUANTITY: 1  
 SIGN WIDTH: 8'-0"  
 HEIGHT: 4'-0"  
 TOTAL AREA: 32.0 Sq.Ft.  
 BORDER TYPE: FLUSH  
 RECESS: 0"  
 WIDTH: 1"  
 RADII: 6"  
 NO. Z BARS: 2  
 LENGTH: 88.0

SYMBOL	X	Y	WID	HT
--------	---	---	-----	----

BACKG COLOR: Green  
 COPY COLOR: White  
 MAT'L: 0.125" ALUMINUM

DESIGN BY: TRT  
 PROJECT ID: R-2413CA  
 CHECKED BY: ADK/CAJ  
 DIV: 07  
 DATE: February 2015



NOTES:  
 1. Legend and border shall be direct applied Grade C reflective sheeting.  
 2. Background shall be Grade C reflective sheeting.

LETTER POSITIONS

Letter spacings are to start of next letter

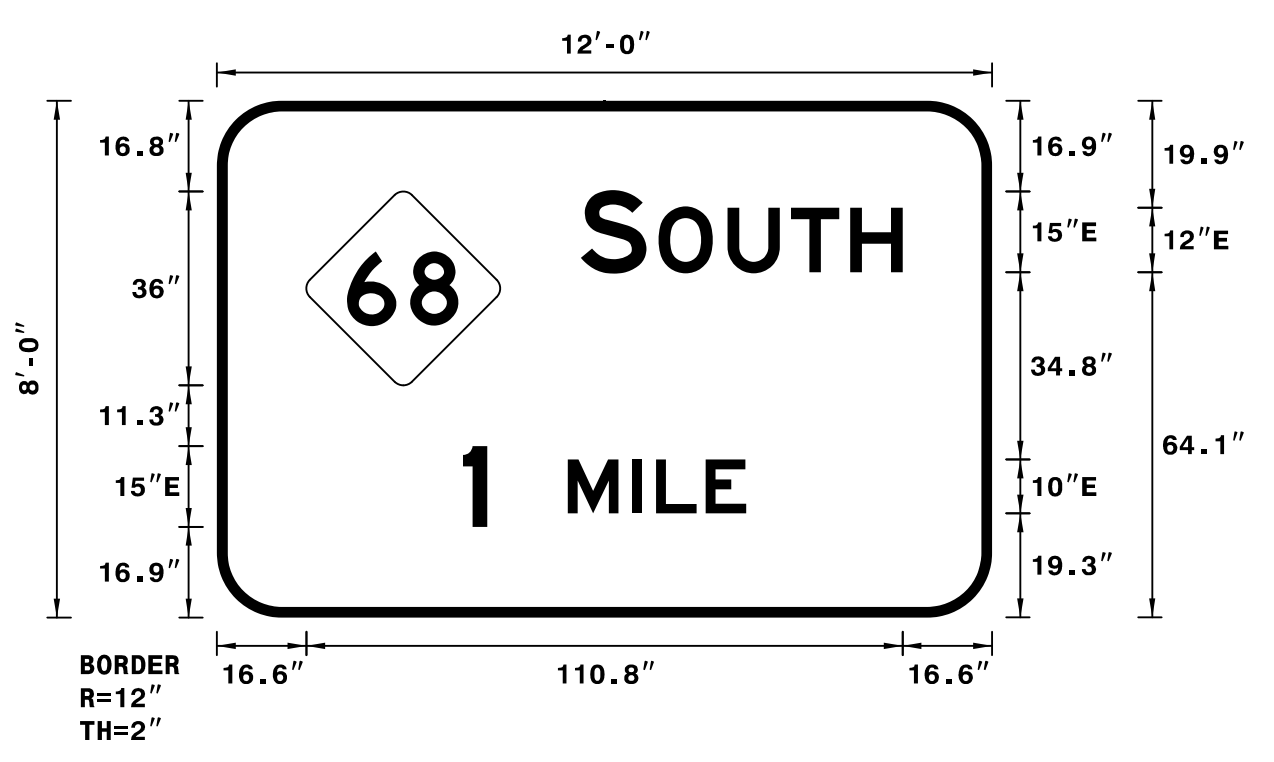
	M	a	d	i	s	o	n		Series/Size Text Length							
	8	7.6	5.8	6.4	2.4	4.5	6.2	4.7	50.5	D 2000	37.5					
	82.6	5.4	8							D 2000	5.4					
		M	a	y	o	d	a	n		D 2000	42.3					
	8	7.6	5.4	6.6	5.8	6	6.1	4.7	45.7	D 2000	5.8					
		1	1							D 2000	5.8					
	82.2	3.8	2	8						D 2000	53.5					
		M	a	r	t	i	n	s	v	i	l	l	e	D 2000	34.5	
	8	7.6	6.1	3.3	4.1	2.9	5.8	4.2	6.6	2.9	2.9	2.6	4.7	34.5	D 2000	12.7
		3	0												D 2000	12.7
	75.3	7	5.7	8											D 2000	12.7

SIGN NUMBER: 103  
 TYPE: A  
 QUANTITY: 1  
 SIGN WIDTH: 12'-0"  
 HEIGHT: 8'-0"  
 TOTAL AREA: 96.0 Sq.Ft.  
 BORDER TYPE: FLUSH  
 RECESS: 0"  
 WIDTH: 2"  
 RADII: 12"  
 NO. Z BARS: 3  
 LENGTH: 136.0

SYMBOL	X	Y	WID	HT
NC482B	16.6	43.2	36	36

BACKG COLOR: Green  
 COPY COLOR: White  
 MAT'L: 0.125" ALUMINUM

DESIGN BY: TRT  
 PROJECT ID: R-2413CA  
 CHECKED BY: ADK/CAJ  
 DIV: 07  
 DATE: February 2015



NOTES:  
 1. Legend and border shall be direct applied Grade C reflective sheeting.  
 2. Shields shall be Grade C reflective sheeting on 0.032" aluminum and demountable.  
 3. Background shall be Grade C reflective sheeting.

LETTER POSITIONS

Letter spacings are to start of next letter

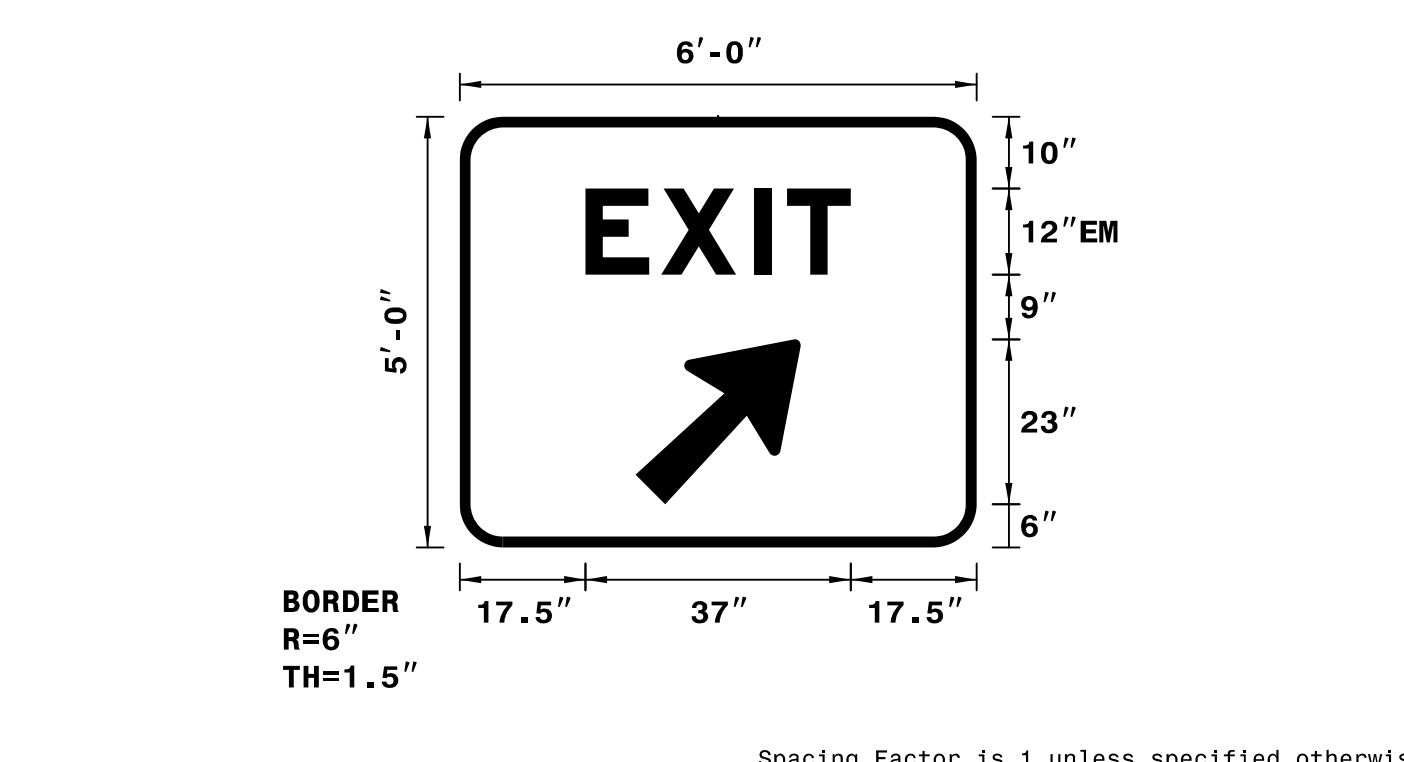
	S	O	U	T	H		Series/Size Text Length			
	67.6	12.2	2.2	12.8	11.8	11	9.7	16.6	E 2000	59.8
	1		M	I	L	E			E 2000	52.6
	45.7	4.5	15	12	4.4	9.2	7.5	45.7		

SIGN NUMBER: 201  
 TYPE: A  
 QUANTITY: 1  
 SIGN WIDTH: 6'-0"  
 HEIGHT: 5'-0"  
 TOTAL AREA: 30.0 Sq.Ft.  
 BORDER TYPE: FLUSH  
 RECESS: 0"  
 WIDTH: 1.5"  
 RADII: 6"  
 NO. Z BARS: 2  
 LENGTH: 64.0

SYMBOL	X	Y	WID	HT
Type A Arrow	24.8	6.6	18.3	28.7

BACKG COLOR: Green  
 COPY COLOR: White  
 MAT'L: 0.125" ALUMINUM

DESIGN BY: TRT  
 PROJECT ID: R-2413CA  
 CHECKED BY: ADK/CAJ  
 DIV: 07  
 DATE: February 2015





NOTES:  
 1. Legend and border shall be direct applied Grade C reflective sheeting.  
 2. Background shall be Grade C reflective sheeting.

LETTER POSITIONS

Letter spacings are to start of next letter

	E	X	I	T		Series/Size Text Length		
	17.5	10.6	13	4.6	8.9	17.5	EM 2000	37

TIP NO. R-2413CA	SHEET NO. SIGN-4B
APPROVED:  <small>DocuSigned by: Charles A. Johnson, III 59A1565B47F546</small>	
DATE: 2/11/2015	
SEAL	
	

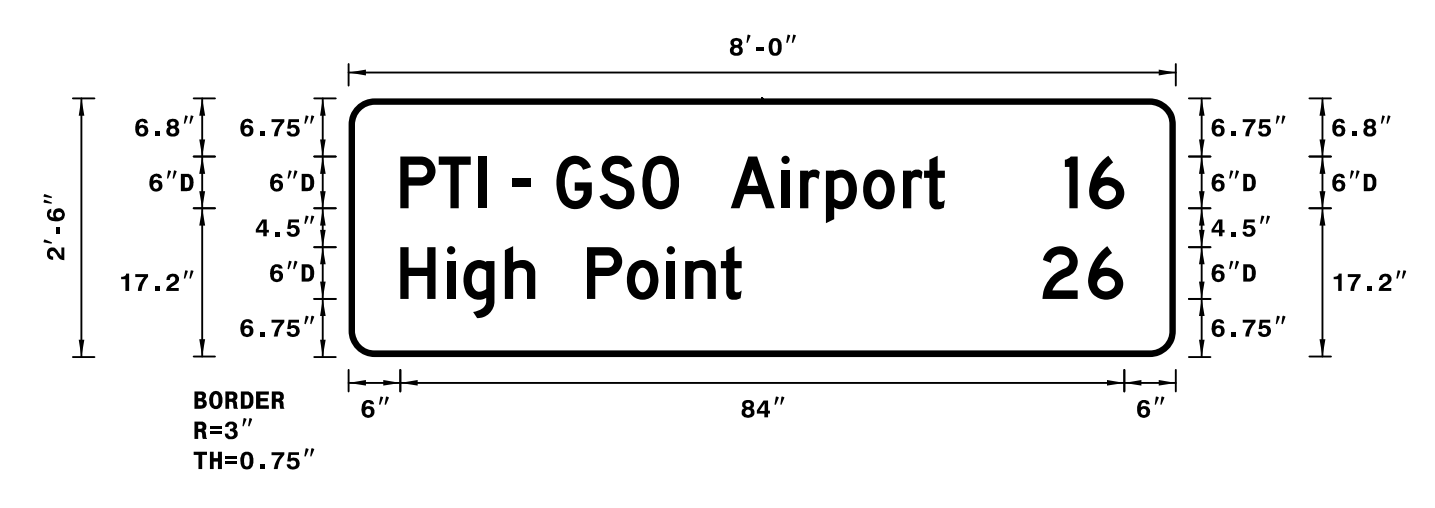
SIGN NUMBER: 301  
 TYPE: D  
 QUANTITY: 1  
 SIGN WIDTH: 8'-0"  
 HEIGHT: 2'-6"  
 TOTAL AREA: 20.0 Sq.Ft.  
 BORDER TYPE: FLUSH  
 RECESS: 0"  
 WIDTH: 0.75"  
 RADII: 3"  
 NO. Z BARS:  
 LENGTH:

BACKG COLOR: Green  
 COPY COLOR: White

SYMBOL	X	Y	WID	HT

MAT'L: 0.125" ALUMINUM

DESIGN BY: TRT  
 PROJECT ID: R-2413CA  
 CHECKED BY: ADK/CAJ  
 DIV: 07  
 DATE: February 2015




Spacing Factor is 1 unless specified otherwise


LETTER POSITIONS

Letter spacings are to start of next letter		Series/Size
Letter	Spacing	Text Length
P	4.4	D 2000 63.2
T	4.6	
I	1	D 2000 6.9
-	3	
G	2.1	D 2000 39.6
S	3	
O	5	D 2000 9.4
A	5	
i	4.3	
r	5.9	
p	2.2	
o	3	
r	4.3	
t	4.6	
t	2.5	
	2.4	
	26.8	
H	5.4	
i	1.9	
g	4.8	
h	3.5	
P	6	
o	4.6	
i	4.6	
n	2.2	
t	4.1	
	2.4	
	50.4	



<b>TIP NO.</b> R-2413CA	<b>SHEET NO.</b> SIGN-4C
APPROVED: _____ <small>DocuSigned by: Charles A. Johnson, III 56A1565B475AA6</small>	
DATE: 2/11/2015	
SEAL	
	


401 QUANTITY REQ'D 3



48" X 60"  
R2-1

TWO "U" POSTS PER SIGN

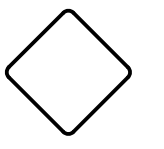
406 QUANTITY REQ'D 2



54" X 18"  
R6-1 (L)

TWO "U" POSTS PER SIGN


411 QUANTITY REQ'D 1



18" X 18"  
OM1-3

MOUNT BELOW SIGN 410  
IN 1 INSTALLATION


402 QUANTITY REQ'D 1



48" X 48"  
W4-1 (R)

TWO "U" POSTS PER SIGN


407 QUANTITY REQ'D 4



36" X 36"  
R3-4

ONE "U" POST PER SIGN


412 QUANTITY REQ'D 4



36" X 36"  
R1-1

TWO "U" POSTS PER SIGN  
MOUNT BELOW SIGN 414  
IN 2 INSTALLATIONS


403 QUANTITY REQ'D 2



48" X 48"  
W4-1 (L)

TWO "U" POSTS PER SIGN


408 QUANTITY REQ'D 4



36" X 36"  
W12-1

ONE "U" POST PER SIGN


413 QUANTITY REQ'D 2



36" X 36"  
R3-27

MOUNT BELOW SIGN 412  
IN 2 INSTALLATIONS


404 QUANTITY REQ'D 2



36" X 48"  
R2-1

TWO "U" POSTS PER SIGN


409 QUANTITY REQ'D 1



36" X 36"  
W14-2

ONE "U" POST PER SIGN


414 QUANTITY REQ'D 2



54" X 18"  
R6-1 (R)

TWO "U" POSTS PER SIGN


405 QUANTITY REQ'D 1



48" X 48"  
W19-3

TWO "U" POSTS PER SIGN


410 QUANTITY REQ'D 1



24" X 30"  
R4-7








ONE "U" POST PER SIGN



415 QUANTITY REQ'D 2



36" X 36" X 36"  
R1-2

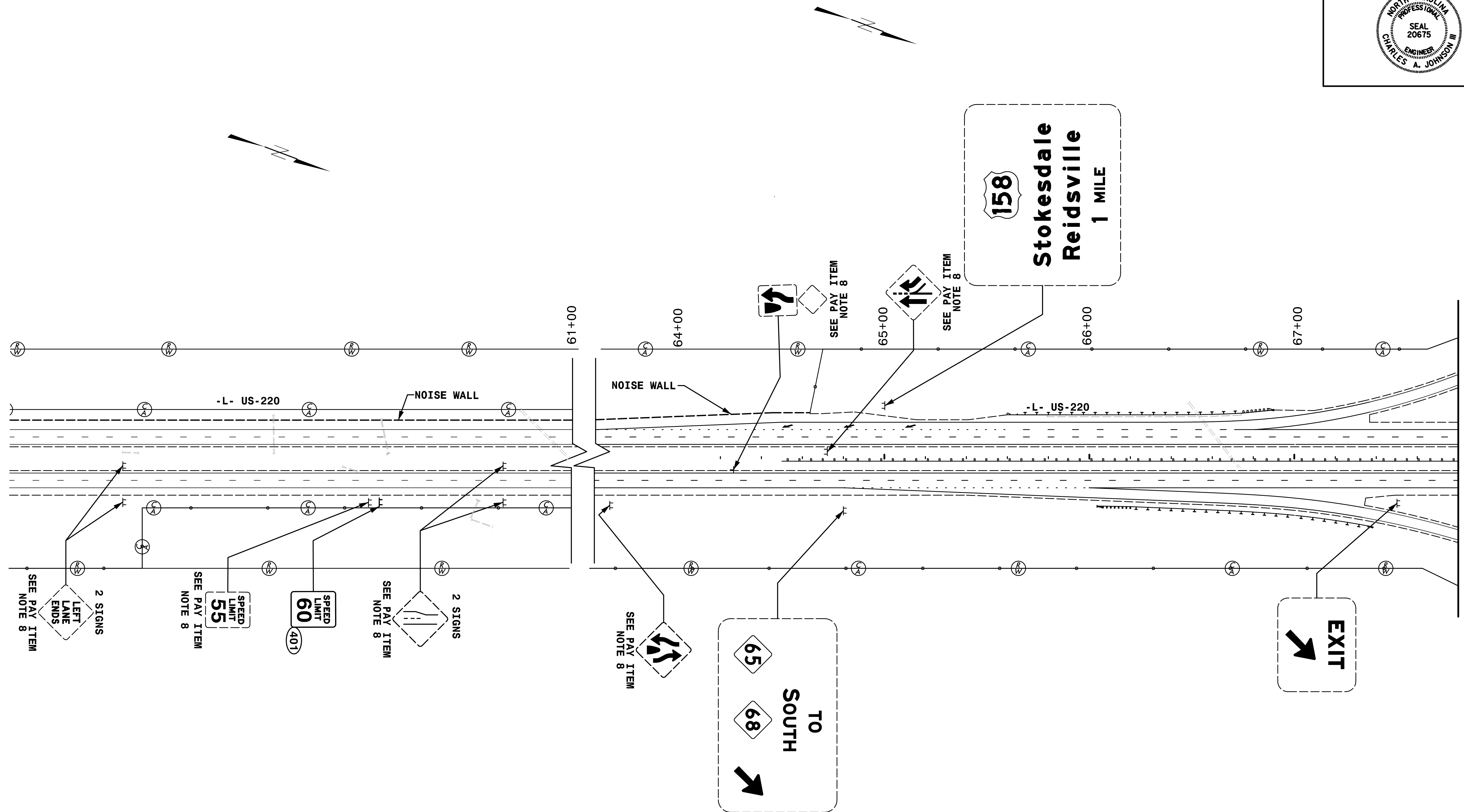
ONE "U" POST PER SIGN

<p>501 506</p>  <p>1 - 36" X 18" 1 - 60" X 48"</p> <p>TWO "U" POSTS PER SIGN</p>	<p>507</p>  <p>1 - 36" X 18" 1 - 45" X 36" 1 - 36" X 36"</p> <p>TWO "U" POSTS PER SIGN</p>					
<p>502</p>  <p>1 - 24" X 12" 1 - 24" X 24"</p> <p>ONE "U" POST PER SIGN</p>	<p>508</p>  <p>1 - 36" X 18" 1 - 45" X 36" 1 - 36" X 36"</p> <p>TWO "U" POSTS PER SIGN</p>					
<p>503</p>  <p>1 - 21" X 15" 1 - 24" X 12" 1 - 30" X 24"</p> <p>ONE "U" POST PER SIGN</p>						
<p>504</p>  <p>1 - 24" X 12" 1 - 24" X 24"</p> <p>ONE "U" POST PER SIGN</p>						
<p>505 509</p>  <p>1 - 36" X 18" 1 - 45" X 36"</p> <p>TWO "U" POSTS PER SIGN</p>						

TIP NO. R-2413CA	SHEET NO. SIGN-4D
APPROVED:  <small>DocuSigned by: Charles A. Johnson, III 99A156847F54A6...</small>	
DATE: 2/11/2015	
SEAL	
	

TIP NO. R-2413CA	SHEET NO. SIGN-5
APPROVED: <u>Charles A. Johnson, III</u> <small>DocuSigned by: Charles A. Johnson, III 59A1595847F54A6</small>	
DATE: 2/11/2015	
SEAL	

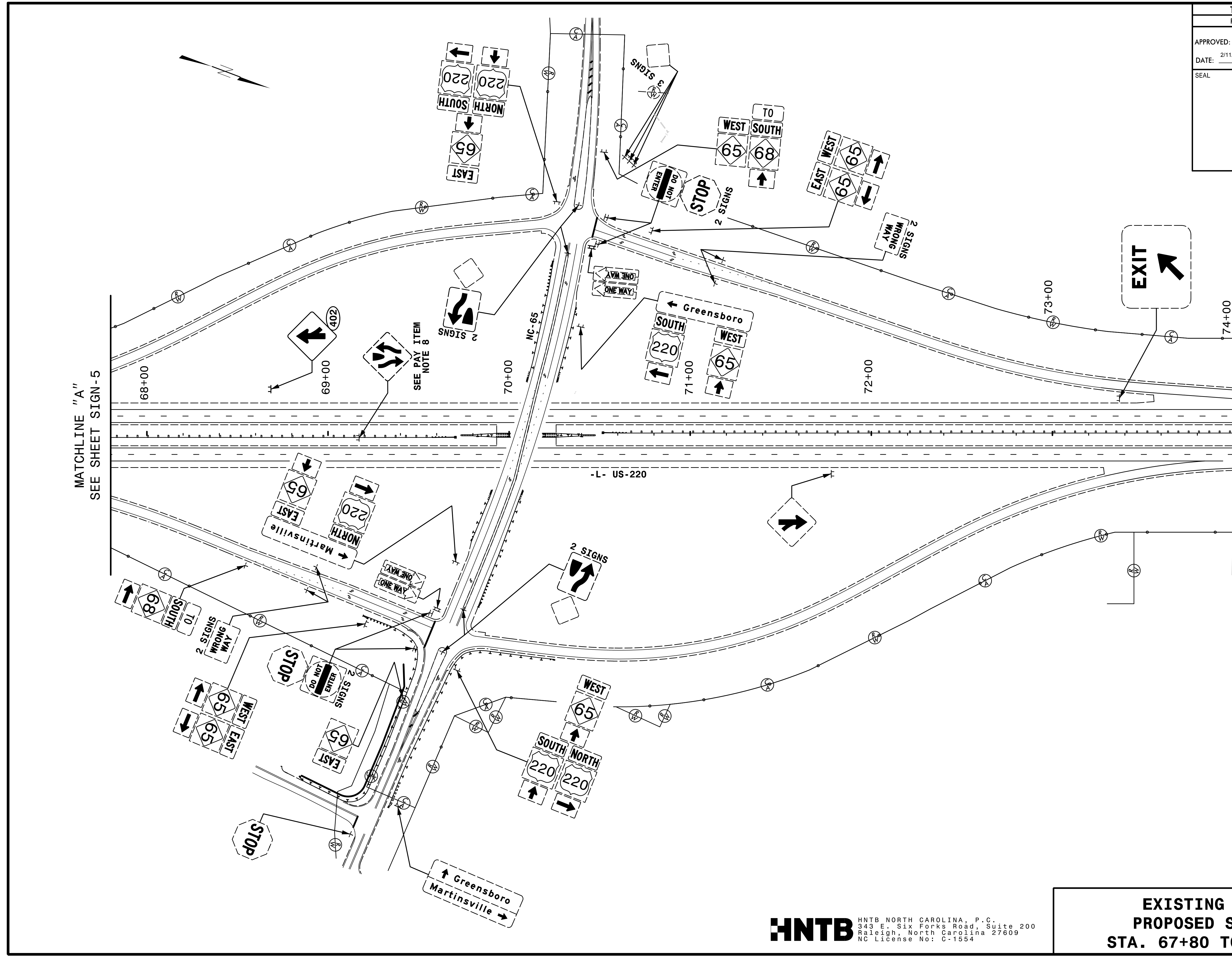
**SEAL 20675**  
NORTH CAROLINA PROFESSIONAL ENGINEER  
CHARLES A. JOHNSON





TIP NO. R-2413CA	SHEET NO. SIGN-6
APPROVED: <u>Charles A. Johnson, III</u> <small>DocuSigned by: Charles A. Johnson, III 59A1555847F544E</small>	
DATE: 2/11/2015	
SEAL	


**NORTH CAROLINA**  
PROFESSIONAL  
ENGINEER  
SEAL  
20675  
CHARLES A. JOHNSON, III

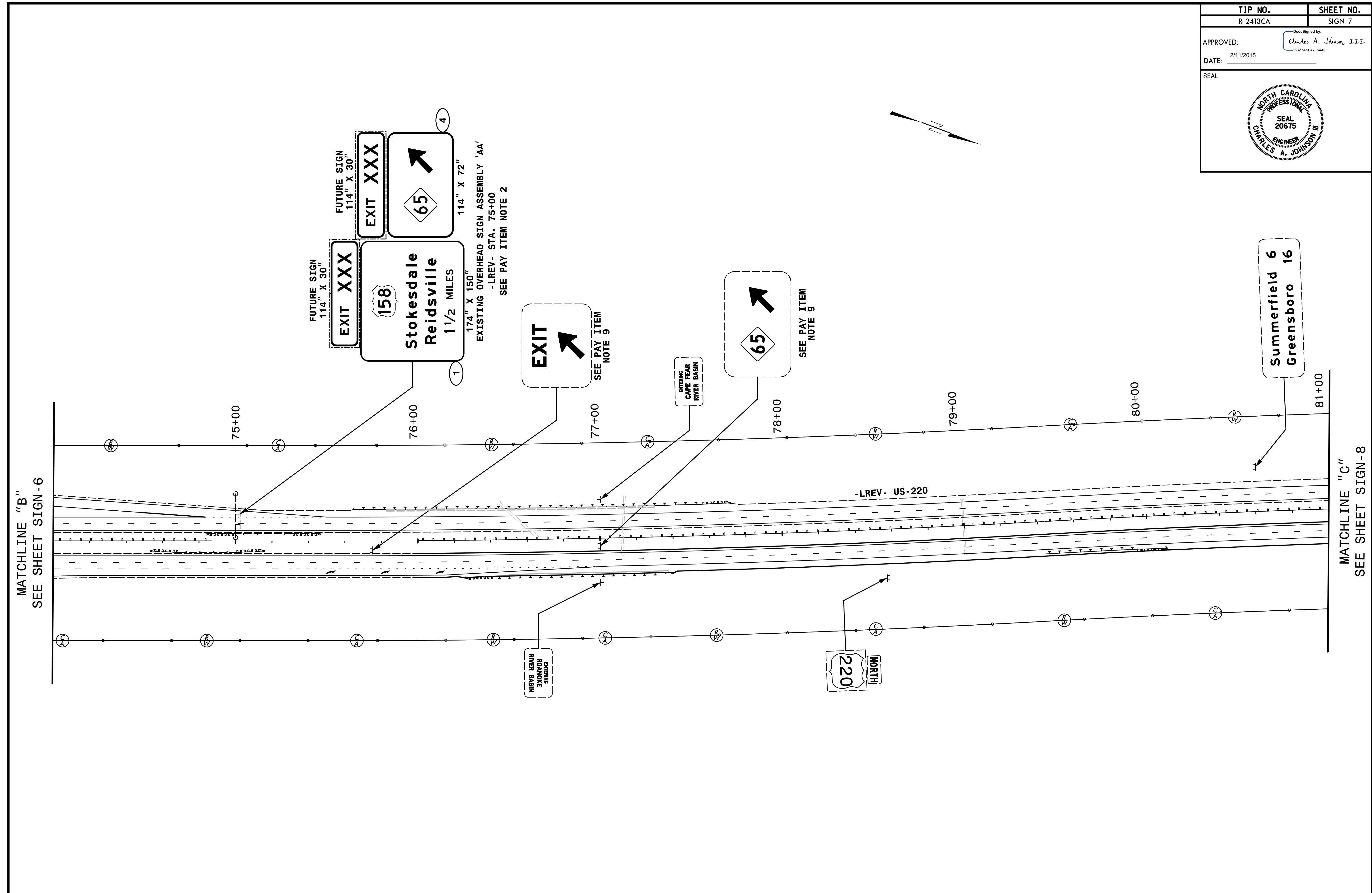


**HNTB** HNTB NORTH CAROLINA, P.C.  
343 E. Six Forks Road, Suite 200  
Raleigh, North Carolina 27609  
NC License No: C-1554

**EXISTING AND  
PROPOSED SIGNS  
STA. 67+80 TO 74+00**


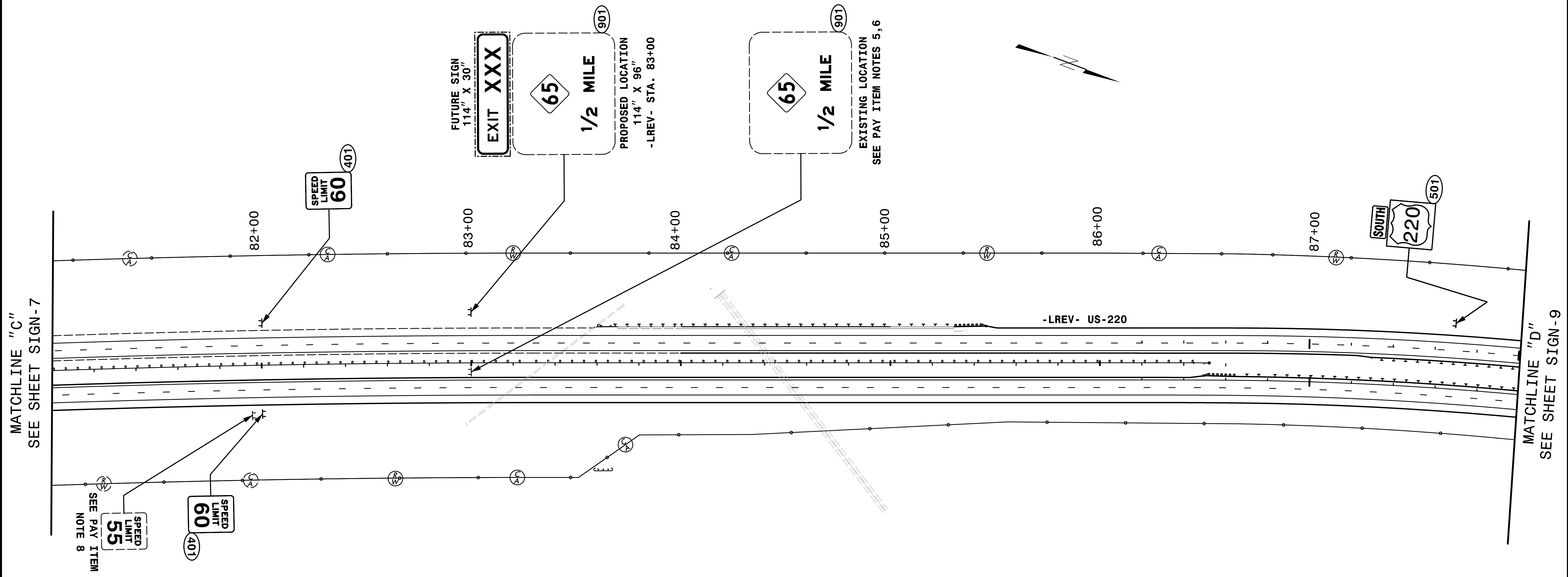
TIP NO. R-2413CA	SHEET NO. SIGN-7
APPROVED: <u>Charles A. Johnson, III</u> <small>DocuSigned by: Charles A. Johnson, III 99A1565B47F54A8</small>	
DATE: 2/11/2015	
SEAL	







TIP NO. R-2413CA	SHEET NO. SIGN-8
APPROVED: <u>Charles A. Johnson, III</u> <small>SSA158584754A6</small>	
DATE: 2/11/2015	
SEAL	

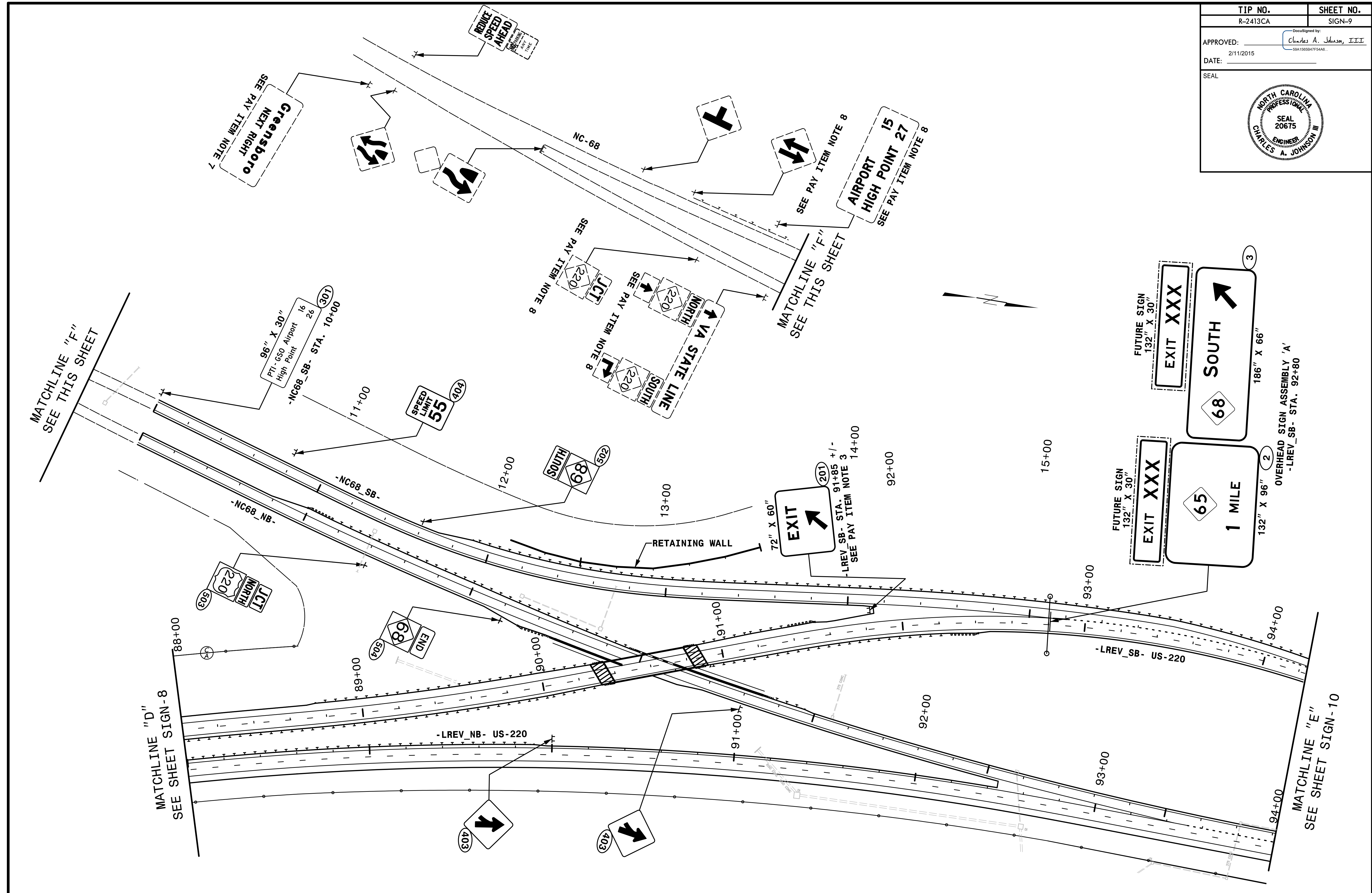



**HNTB** HNTB NORTH CAROLINA, P.C.  
343 E. Six Forks Road, Suite 200  
Raleigh, North Carolina 27609  
NC License No: C-1554

**EXISTING AND  
PROPOSED SIGNS  
STA. 81+00 TO 88+00**




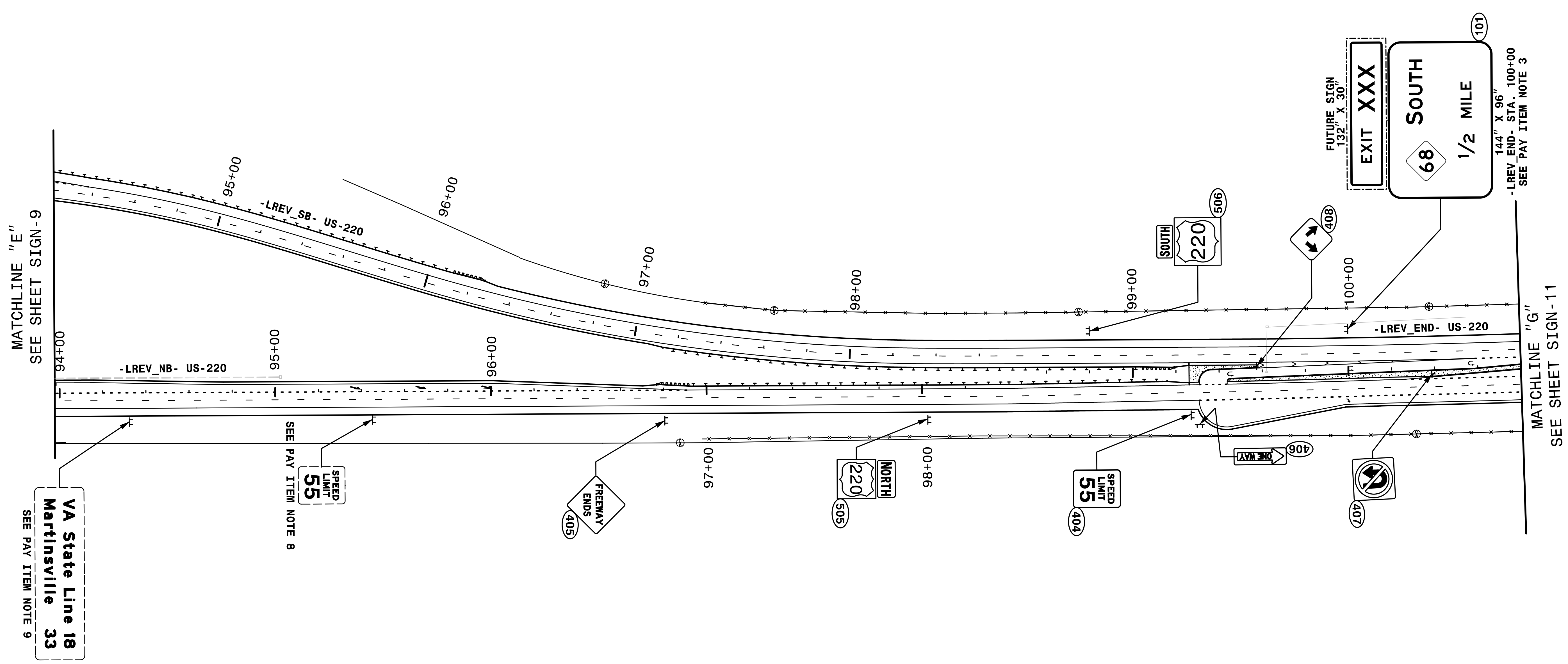
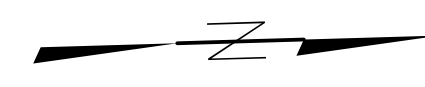
TIP NO. R-2413CA	SHEET NO. SIGN-9
APPROVED: <i>Charles A. Johnson, III</i> 2/11/2015	
DATE: 2/11/2015	
SEAL	



**HNTB** HNTB NORTH CAROLINA, P.C.  
343 E. Six Forks Road, Suite 200  
Raleigh, North Carolina 27609  
NC License No: C-1554

**EXISTING AND  
PROPOSED SIGNS  
STA. 88+00 TO 94+00**

TIP NO. R-2413CA	SHEET NO. SIGN-10
APPROVED: <u>Charles A. Johnson, III</u> DocuSigned by: 99A1855847F544E	
DATE: 2/11/2015	
SEAL	

MATCHLINE "E"  
SEE SHEET SIGN-9

VA State Line 18  
Martinsville 33  
SEE PAY ITEM NOTE 9

SEE PAY ITEM NOTE 8  
SPEED LIMIT 55

FREEMWAY ENDS  
405

220 NORTH  
505

SPEED LIMIT 55  
404

SOUTH  
220  
506


ONE WAY  
406  
407

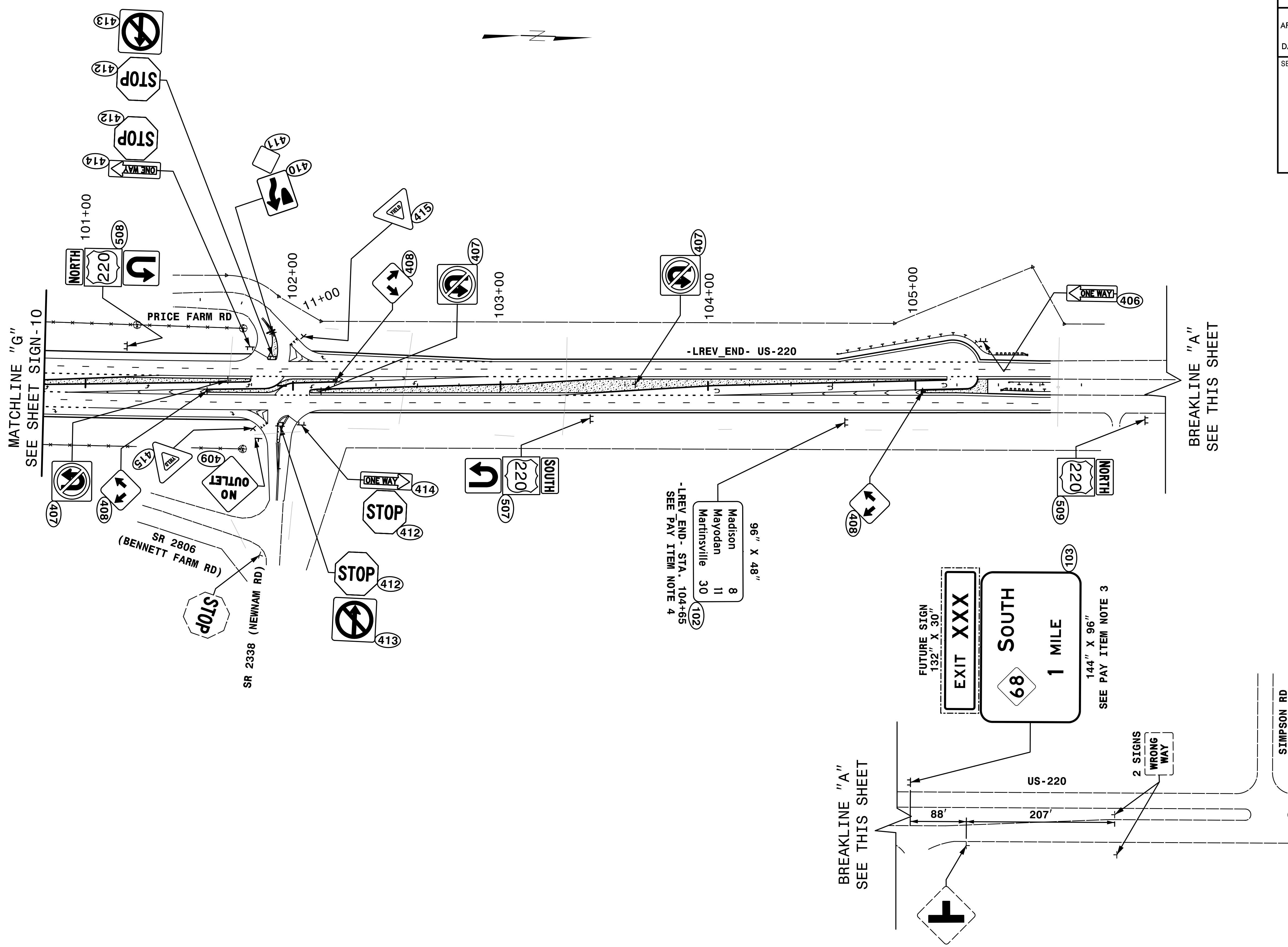
FUTURE SIGN  
132" X 30"  
EXIT XXX  
SOUTH  
68  
1/2 MILE  
101

144" X 96"  
LREV END- STA. 100+00  
SEE PAY ITEM NOTE 3

MATCHLINE "G"  
SEE SHEET SIGN-11



TIP NO. R-2413CA	SHEET NO. SIGN-11
APPROVED: <u>Charles A. Johnson, III</u> <small>DocuSigned by: Charles A. Johnson, III 59A1555B47F54A8</small>	
DATE: 2/11/2015	
SEAL	
	



96" X 48"  
 Madison 8  
 Mayodan 11  
 Martinsville 30  
 102  
 -LREV\_END- STA. 104+65  
 SEE PAY ITEM NOTE 4

144" X 96"  
 SOUTH 1 MILE 68  
 103  
 SEE PAY ITEM NOTE 3

132" X 30"  
 FUTURE SIGN  
 EXIT XXX

2 SIGNS  
 WRONG WAY

BREAKLINE "A"  
 SEE THIS SHEET

BREAKLINE "A"  
 SEE THIS SHEET

MATCHLINE "G"  
 SEE SHEET SIGN-10