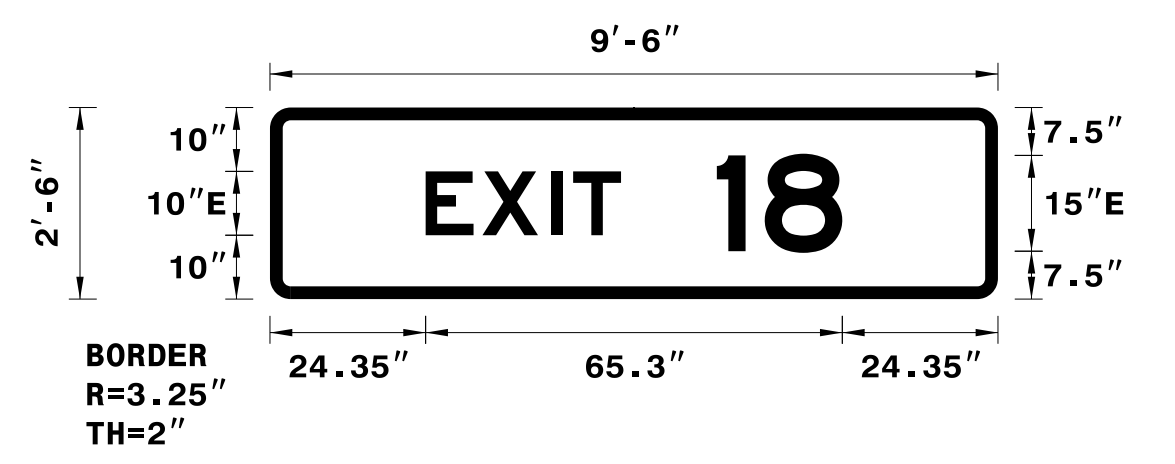


SIGN NUMBER: 1A,2A,3A,4A,5A,6A BACKG COLOR: Green
 TYPE: B COPY COLOR: White
 QUANTITY: 6
 SIGN WIDTH: 9'-6"
 HEIGHT: 2'-6"
 TOTAL AREA: 23.8 Sq.Ft.
 BORDER TYPE: FLUSH
 RECESS: 0"
 WIDTH: 2"
 RADII: 3.25"
 NO. Z BARS: 2
 LENGTH: 106.0
 MAT'L: 0.125" (3.2 mm) ALUMINUM

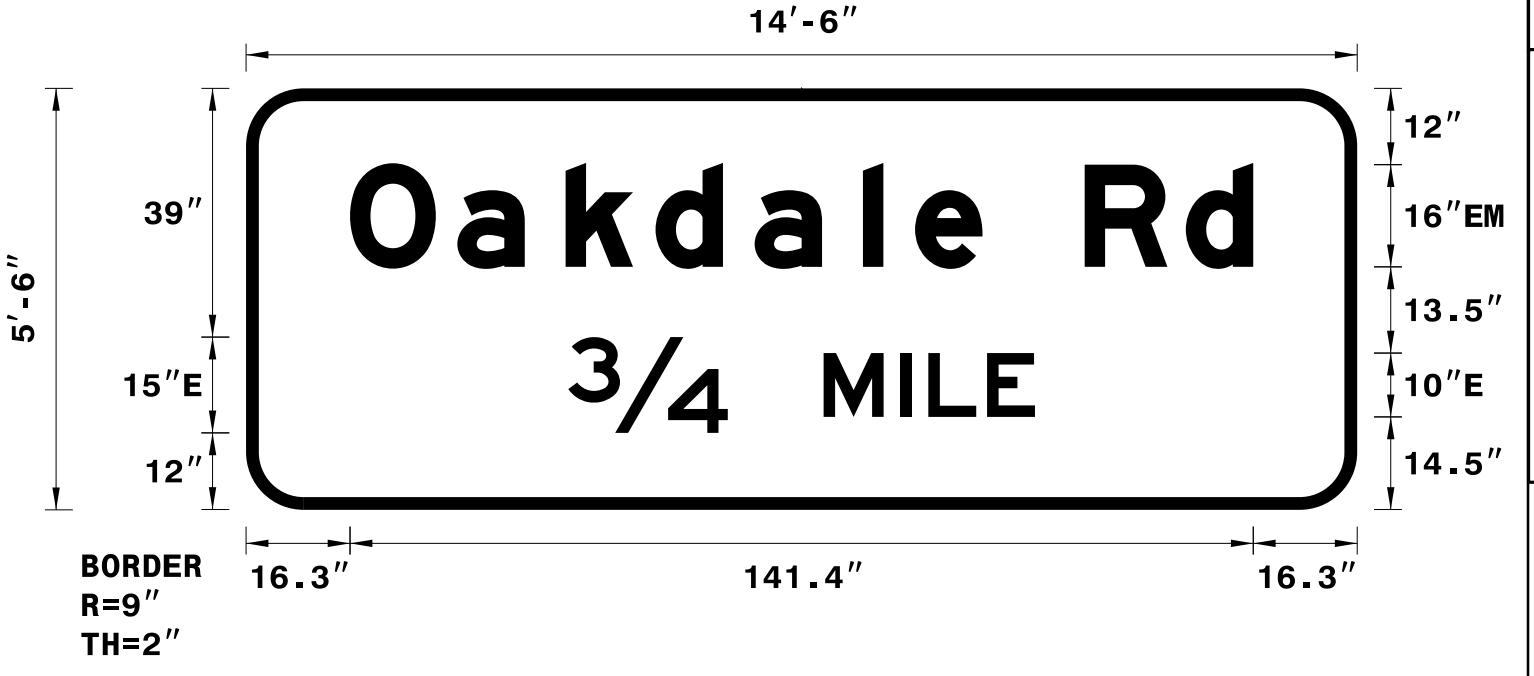
DESIGN BY: jgm CHECKED BY: DATE: Oct 03, 2014
 PROJECT ID: R-2248G DIV: 10



USE NOTES: 1,2
 1. Legend and border(except those that are colored black) shall be direct applied Grade A sheeting.
 2. Background shall be Grade C reflective sheeting.
 3. Shields; A, B, and C type arrows shall be on 0.032" (0.8mm) aluminum and demountable.

SIGN NUMBER: 2B BACKG COLOR: Green
 TYPE: A COPY COLOR: White
 QUANTITY: 1
 SIGN WIDTH: 14'-6"
 HEIGHT: 5'-6"
 TOTAL AREA: 79.8 Sq.Ft.
 BORDER TYPE: FLUSH
 RECESS: 0"
 WIDTH: 2"
 RADII: 9"
 NO. Z BARS: 2
 LENGTH: 166.0
 MAT'L: 0.125" (3.2 mm) ALUMINUM

DESIGN BY: jgm CHECKED BY: DATE: Nov 05, 2014
 PROJECT ID: R-2248G DIV: 10



USE NOTES: 1,2
 1. Legend and border(except those that are colored black) shall be direct applied Grade A sheeting.
 2. Background shall be Grade C reflective sheeting.
 3. Shields; A, B, and C type arrows shall be on 0.032" (0.8mm) aluminum and demountable.
 4. Bottom panel shall be yellow Grade C sheeting. Legend shall be direct applied black non-reflective sheeting. Yellow panel is:

PROJECT REFERENCE NO. R-2248G SHEET NO. SIGN-4
 APPROVED: [Signature]
 DATE: 3/2/2015
 SEAL: [Professional Engineer Seal: Ronald W. King, Seal 022959]

LETTER POSITIONS

Letter spacings are to start of next letter

Series/Size	Text Length
E 2000	65.3
EM 2000	141.4
E 2000	73.1

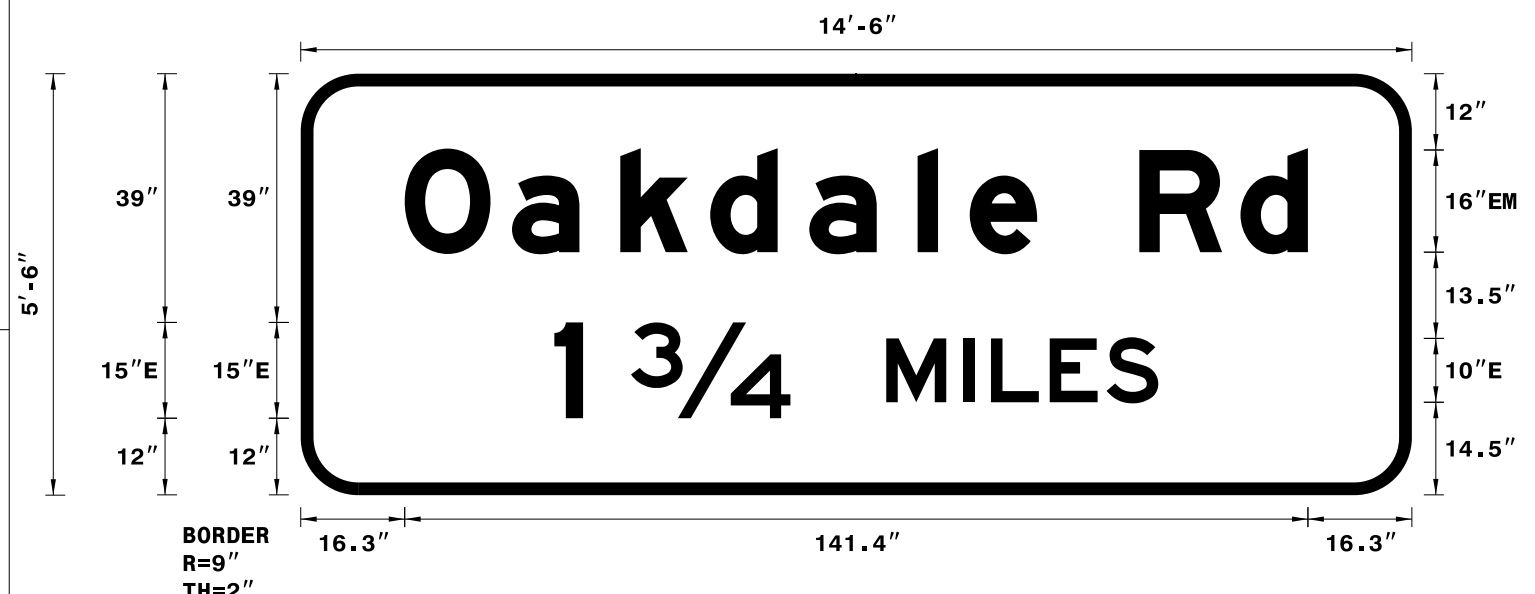
LETTER POSITIONS

Letter spacings are to start of next letter

Series/Size	Text Length
EM 2000	141.4
E 2000	73.1

SIGN NUMBER: 1B,6B BACKG COLOR: Green
 TYPE: A COPY COLOR: White
 QUANTITY: 2
 SIGN WIDTH: 14'-6"
 HEIGHT: 5'-6"
 TOTAL AREA: 79.8 Sq.Ft.
 BORDER TYPE: FLUSH
 RECESS: 0"
 WIDTH: 2"
 RADII: 9"
 NO. Z BARS: 2
 LENGTH: 166.0
 MAT'L: 0.125" (3.2 mm) ALUMINUM

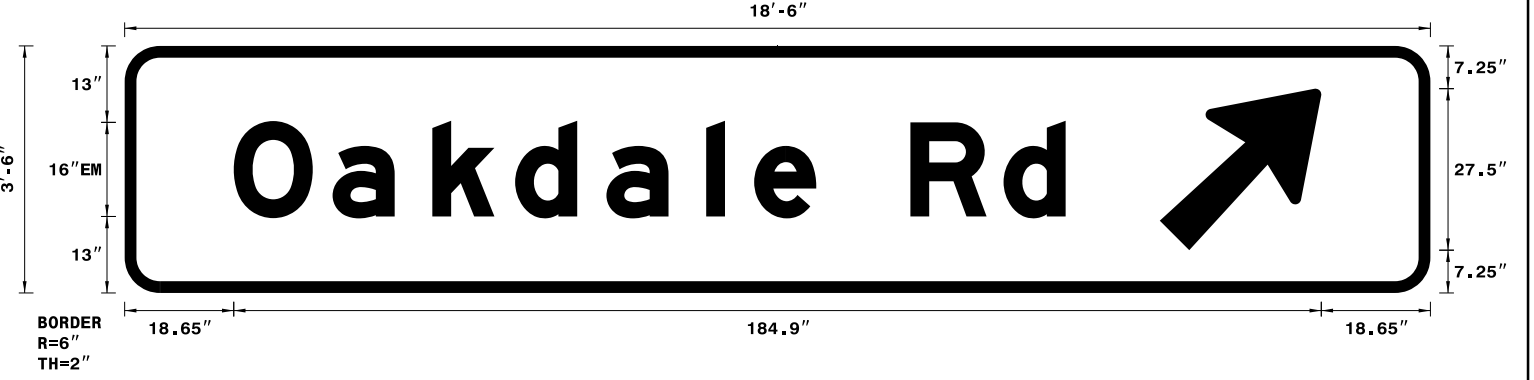
DESIGN BY: jgm CHECKED BY: DATE: Nov 05, 2014
 PROJECT ID: R-2248G DIV: 10



USE NOTES: 1,2
 1. Legend and border(except those that are colored black) shall be direct applied Grade A sheeting.
 2. Background shall be Grade C reflective sheeting.
 3. Shields; A, B, and C type arrows shall be on 0.032" (0.8mm) aluminum and demountable.

SIGN NUMBER: 3B,4B BACKG COLOR: Green
 TYPE: A COPY COLOR: White
 QUANTITY: 2
 SIGN WIDTH: 18'-6"
 HEIGHT: 3'-6"
 TOTAL AREA: 64.8 Sq.Ft.
 BORDER TYPE: FLUSH
 RECESS: 0"
 WIDTH: 2"
 RADII: 6"
 NO. Z BARS: 2
 LENGTH: 214.0
 MAT'L: 0.125" (3.2 mm) ALUMINUM

DESIGN BY: jgm CHECKED BY: DATE: Nov 05, 2014
 PROJECT ID: R-2248G DIV: 10



USE NOTES: 1,2
 1. Legend and border(except those that are colored black) shall be direct applied Grade A sheeting.
 2. Background shall be Grade C reflective sheeting.
 3. Shields; A, B, and C type arrows shall be on 0.032" (0.8mm) aluminum and demountable.
 4. Bottom panel shall be yellow Grade C sheeting. Legend shall be direct applied black non-reflective sheeting. Yellow panel is:

PROJECT REFERENCE NO. R-2248G SHEET NO. SIGN-4
 APPROVED: [Signature]
 DATE: 3/2/2015
 SEAL: [Professional Engineer Seal: Ronald W. King, Seal 022959]

LETTER POSITIONS

Letter spacings are to start of next letter

Series/Size	Text Length
EM 2000	141.4
E 2000	94.6

LETTER POSITIONS

Letter spacings are to start of next letter

Series/Size	Text Length
EM 2000	141.4

P:\MIS-2015\1158\Projects\2248G\Traffic\Signing\CADD\Quantities & CM Signs\R-2248G Tsht Outlines E&F.dgn
 11/11/2015 11:58 AM

SIGN DESIGNS