

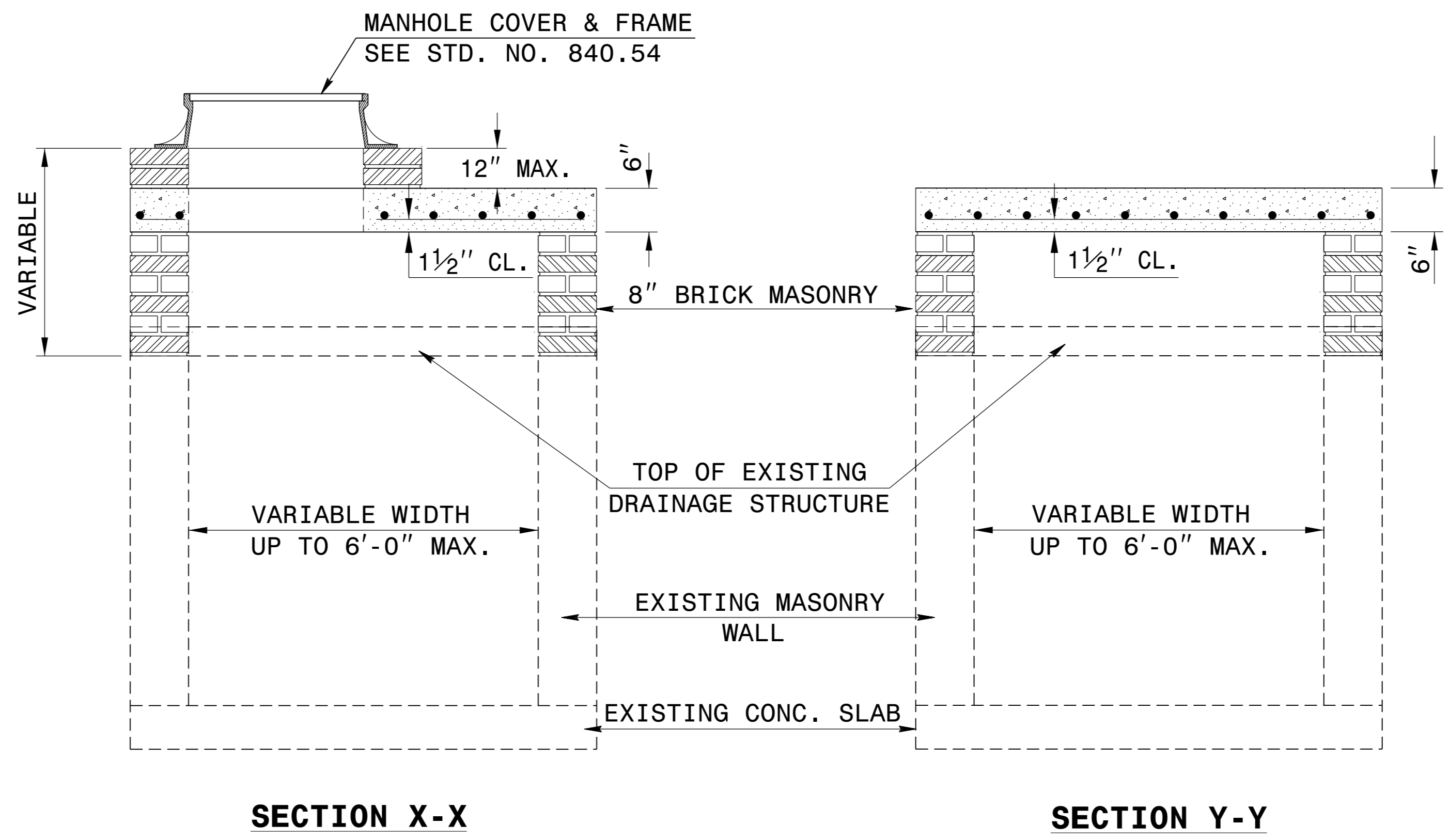
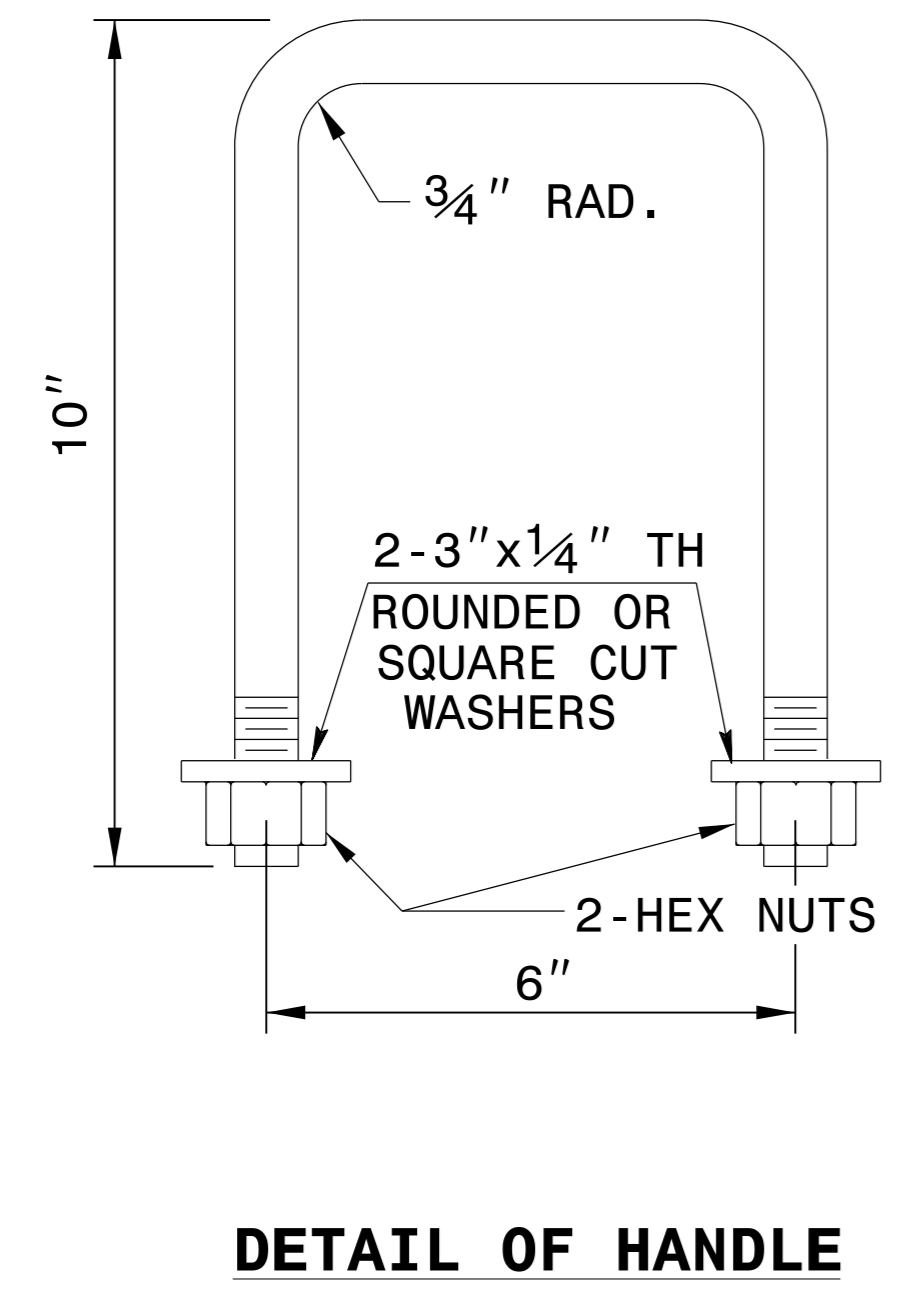
**GENERAL NOTES:**

CONSTRUCT IN ACCORDANCE WITH SECTION 859 OF THE STANDARD SPECIFICATIONS.


THE DIMENSIONS FOR THE EXISTING BOXES ARE APPROXIMATE AND MAY VARY SLIGHTLY.

DETAIL INTENDED FOR NON-TRAFFIC BEARING DRAINAGE STRUCTURES.

| <b>BILL OF MATERIALS</b>      |      |      |        |                   |
|-------------------------------|------|------|--------|-------------------|
| <b>REINFORCING STEEL</b>      |      |      |        |                   |
| CODE                          | SIZE | QTY. | LENGTH | REINF. STEEL LBS. |
| A                             | #4   | 20   | 4'-6"  | 60.12             |
| B                             | #4   | 8    | 1'-1"  | 5.79              |
| <b>TOTAL</b>                  |      |      |        | <b>65.91 *</b>    |
| <b>MASONRY</b>                |      |      |        | <b>CU YDS</b>     |
| TOP SLAB CONCRETE CLASS "B"   |      |      |        | .4326 *           |
| BRICK MASONRY PER FT HT (MIN) |      |      |        | .4111             |



**\* NOTE:**  
QUANTITIES BASED ON 3'-6" X 3'-6" DRAINAGE STRUCTURE. ADJUST QUANTITIES FOR LARGER STRUCTURES AND MANHOLE CONSTRUCTION.



**CONTRACT STANDARDS AND DEVELOPMENT UNIT**  
Office 919-707-6950 FAX 919-250-4119

**DETAIL TO CONVERT EXISTING DI, CB, OTCB or GI TO JUNCTION BOX (MANHOLE OPTIONAL)**

ORIGINAL BY: T.S.S. DATE: NOV. 1997  
 MODIFIED BY: T.S.S. DATE: FEB. 2000  
 CHECKED BY: DATE:  
 FILE SPEC.: ds174:/usr/details/stand/boxtojb.dgn

1  
2  
3  
4  
5  
6  
7  
8  
9  
10  
11  
12  
13  
14  
15  
16  
17  
18  
19  
20  
21  
22  
23  
24  
25  
26  
27  
28  
29  
30  
31  
32  
33  
34  
35  
36  
37  
38  
39  
40  
41  
42  
43  
44  
45  
46  
47  
48  
49  
50  
51  
52  
53  
54  
55  
56  
57  
58  
59  
60  
61  
62  
63  
64  
65  
66  
67  
68  
69  
70  
71  
72  
73  
74  
75  
76  
77  
78  
79  
80  
81  
82  
83  
84  
85  
86  
87  
88  
89  
90  
91  
92  
93  
94  
95  
96  
97  
98  
99  
100