

**This electronic collection of documents is provided  
for the convenience of the user  
and is Not a Certified Document –**

**The documents contained herein were originally issued  
and sealed by the individuals whose names and license  
numbers appear on each page, on the dates appearing  
with their signature on that page.**

**This file or an individual page  
shall not be considered a certified document.**


**T.I.P.: R-2514B,C**

**CONTRACT: C203591**

**STATE OF NORTH CAROLINA  
DEPARTMENT OF TRANSPORTATION**

**SIGNING PLAN  
ON SLOW & JONES COUNTIES**

**LOCATION: US-17 FROM SOUTH OF BELGRADE AT SR 1330/SR 1439  
TO SOUTH OF NC-58 NEAR POLLOCKSVILLE**

<small>TIP NO.</small> R-2514B,C	<small>SHEET NO.</small> SIGN-1
<small>Approved by:</small> Charles A. Johnson III <small>7802AD88C8F4FE</small>	
<small>DATE:</small> 2/2/2015	
<small>SEAL</small>	
	

**ROADWAY STANDARD DRAWING**

THE FOLLOWING ROADWAY STANDARDS AS APPEAR IN "ROADWAY STANDARD DRAWINGS" - PROJECT SERVICES UNIT - N.C. DEPARTMENT OF TRANSPORTATION - RALEIGH, N.C., DATED JANUARY 2012 ARE APPLICABLE TO THIS PROJECT AND BY REFERENCE HEREBY ARE CONSIDERED A PART OF THESE PLANS:

<u>STD. NO.</u>	<u>TITLE</u>
901.10	TYPE 'A' SIGNS
901.20	TYPE 'B' SIGNS
901.50	ARROWS AND SHIELDS
901.70	SIGN STRINGERS AND SUPPORT SPACING
901.80	SIGN MOUNTING DETAILS
903.10	GROUND MOUNTED SIGN SUPPORTS (EXCEPT 1 OF 3 WHICH IS REPLACED WITH SIGN-2A AND 2 OF 3 WHICH IS REPLACED WITH SIGN-2B IN PLANS)
903.20	WOOD SIGN SUPPORTS
904.10	ORIENTATION OF GROUND MOUNTED SIGNS
904.20	SECONDARY SIGN MOUNTING
904.40	MILEPOST AND PLACEMENT (REPLACED WITH SIGN-2C IN PLANS)
904.50	MOUNTING OF TYPE 'D', 'E' AND 'F' SIGNS ON 'U' CHANNEL POSTS
1264.01	OBJECT MARKERS TYPES
1264.02	OBJECT MARKERS INSTALLATION

**PAY ITEM NOTES**

1. SIGN ERECTION, TYPE D, E AND F
2. SIGN ERECTION, TYPE A (GROUND MOUNTED)
3. SIGN ERECTION, TYPE B (GROUND MOUNTED)
4. SIGN ERECTION, MILEMARKERS
5. SIGN ERECTION, RELOCATE SIGN TYPE D
6. DISPOSAL OF SUPPORT, WOOD
7. DISPOSAL OF SIGN SYSTEM, U-CHANNEL
8. DISPOSAL OF SIGN SYSTEM, WOOD
9. OBJECT MARKERS (END OF ROAD)

**GENERAL NOTES**

- . SIGNS FURNISHED BY STATE
- . ALL SIGNS SEE PAY ITEM NOTE 1 UNLESS OTHERWISE NOTED.
- . ALL TYPE 'D' SIGNS SHALL BE MOUNTED ON TWO WOOD SUPPORS UNLESS OTHERWISE INDICATED ON THE PLANS.
- . ALL TYPE 'E' AND 'F' SIGNS SHALL BE MOUNTED ON WOOD SUPPORT(S) UNLESS OTHERWSIE INDICATED ON PLANS.
- . U-CHANNEL CROSS BRACING OF SIGNS INSTALLED ON WOOD SUPPORTS IS INCIDENTAL TO THE SIGN ERECTION.
- . IF REMOVAL OR RELOCATION OF SIGNS ON PRIVATE STREET (NON-STATE MAINTAINED) IS REQUIRED DUE TO CONSTRUCTION, THE CONTRACTOR SHALL INFORM THE ENGINEER. THE WORK WILL BE COMPLETED BY OTHERS.
- . WHEN NOT STATIONED OR DIMENSIONED ON PLANS, ALL 'E' AND 'F' SIGNS SHALL BE FIELD LOCATED BY THE ENGINEER.
- . WHEN EXISTING SIGNS ARE REMOVED AND INSTALLED ON NEW SUPPORTS, THE RE-ERECTION SHALL IMMEDIATELY FOLLOW THE REMOVAL.
- . THE BACKGROUND FOR TYPE 'E' AND 'F' SIGNS SHALL BE TYPE C REFLECTIVE SHEETING UNLESS OTHERWISE NOTED.
- . DO NOT BEGIN FABRICATION FOR TYPES A & B SIGNS MOUNTED ON STEEL SUPPORTS UNTIL "S" DIMENSIONS HAVE BEEN FIELD VERIFIED.
- . SEE ROADWAY PLANS FOR GUARD/GUIDE RAIL DETAILS.


**SUMMARY OF QUANTITIES**

ITEM NO.	ITEM DESCRIPTION		QUANTITY	UNIT
DESC. NO.	SECT. NO.			
4048000000	902	REINFORCED CONCRETE SIGN FOUNDATION	12	C.Y.
4066000000	903	SUPPORTS, SIMPLE STEEL BEAM	6,953	LB.
4072000000	903	SUPPORTS, 3 LB STEEL U-CHANNEL	474	L.F.
4082000000	903	SUPPORTS, WOOD	4,820	L.F.
4096000000	904	SIGN ERECTION, TYPE D	20	EA
4102000000	904	SIGN ERECTION, TYPE E	214	EA
4108000000	904	SIGN ERECTION, TYPE F	58	EA
4110000000	904	SIGN ERECTION, TYPE A (GROUND MOUNTED)	2	EA
4110000000	904	SIGN ERECTION, TYPE B (GROUND MOUNTED)	2	EA
4114000000	904	SIGN ERECTION, MILEMARKERS	38	EA
4116100000	904	SIGN ERECTION, RELOCATE SIGN TYPE D	2	EA
4141000000	907	DISPOSAL OF SUPPORT, WOOD	2	EA
4155000000	907	DISPOSAL OF SIGN SYSTEM, U-CHANNEL	12	EA
4158000000	907	DISPOSAL OF SIGN SYSTEM, WOOD	23	EA
4915000000	1264	7' U-CHANNEL POSTS	15	EA
4955000000	1264	OBJECT MARKERS (END OF ROAD)	15	EA

CONTACTS: N.C.D.O.T. SIGNING AND DELINEATION UNIT

AYMAN ALQUDWAH, PE SIGNING & DELINEATION REGIONAL ENGINEER

BASIR RASHID SIGNING & DELINEATION PROJECT DESIGN ENGINEER



PLAN PREPARED BY :

**HNTB** HNTB NORTH CAROLINA, P.C.  
343 E. Six Forks Road, Suite 200  
Raleigh, North Carolina 27609  
NC License No: C-1554

C.A. JOHNSON, III, PE SIGNING PROJECT ENGINEER

A.D. KLINKSIEK, PE, PTOE SIGNING DESIGN ENGINEER


T.R. TERRELL SIGNING DESIGN TECHNICIAN

**INDEX**

SHEET NO.	DESCRIPTION
SIGN-1	TITLE SHEET
SIGN-2-2B	SUPPORT CHART AND DETAILS
SIGN-3-3J	SIGN DESIGNS, TYPE E & F AND MILEMARKER SHEETS
SIGN-4-24	SIGNING PLAN SHEETS



APPROVED: *Ayman Alquodwah*  
2/2/2015  
DATE: 2/2/2015



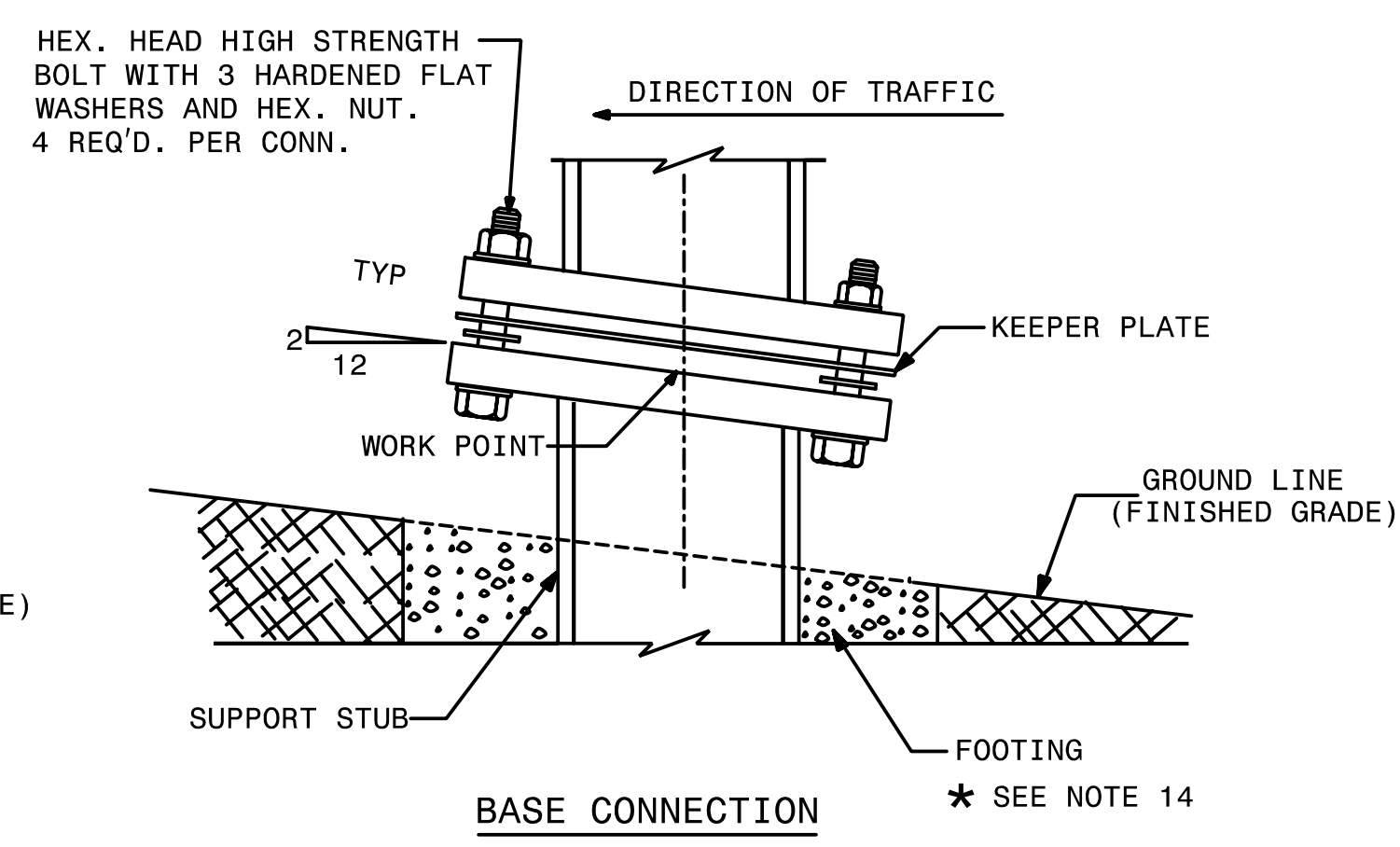
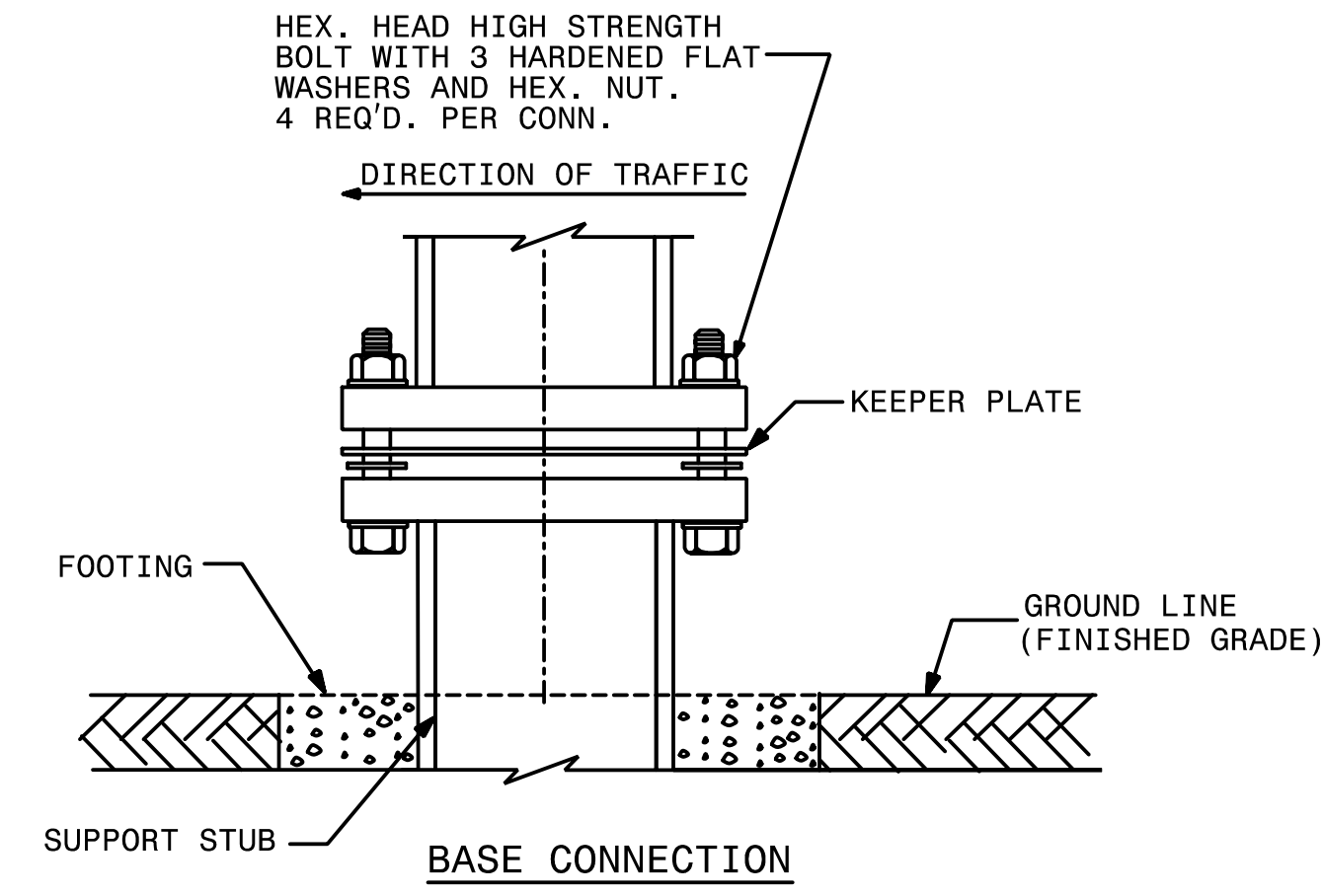
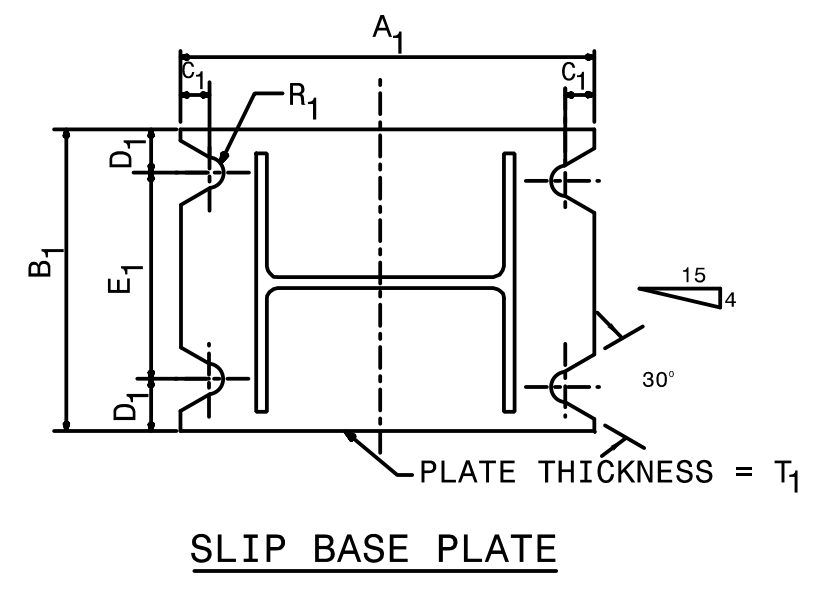
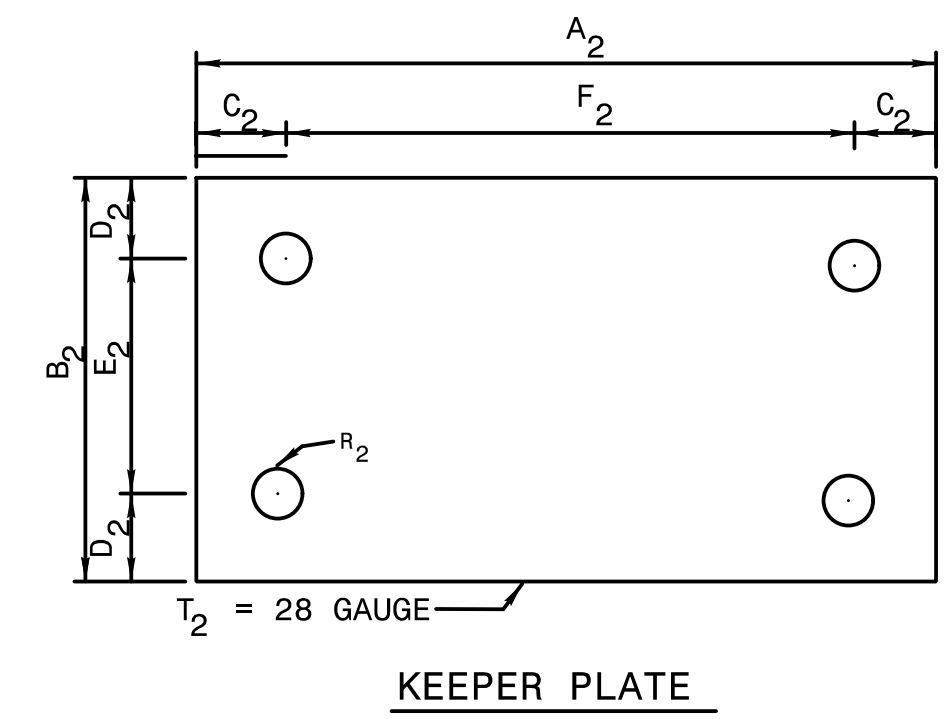
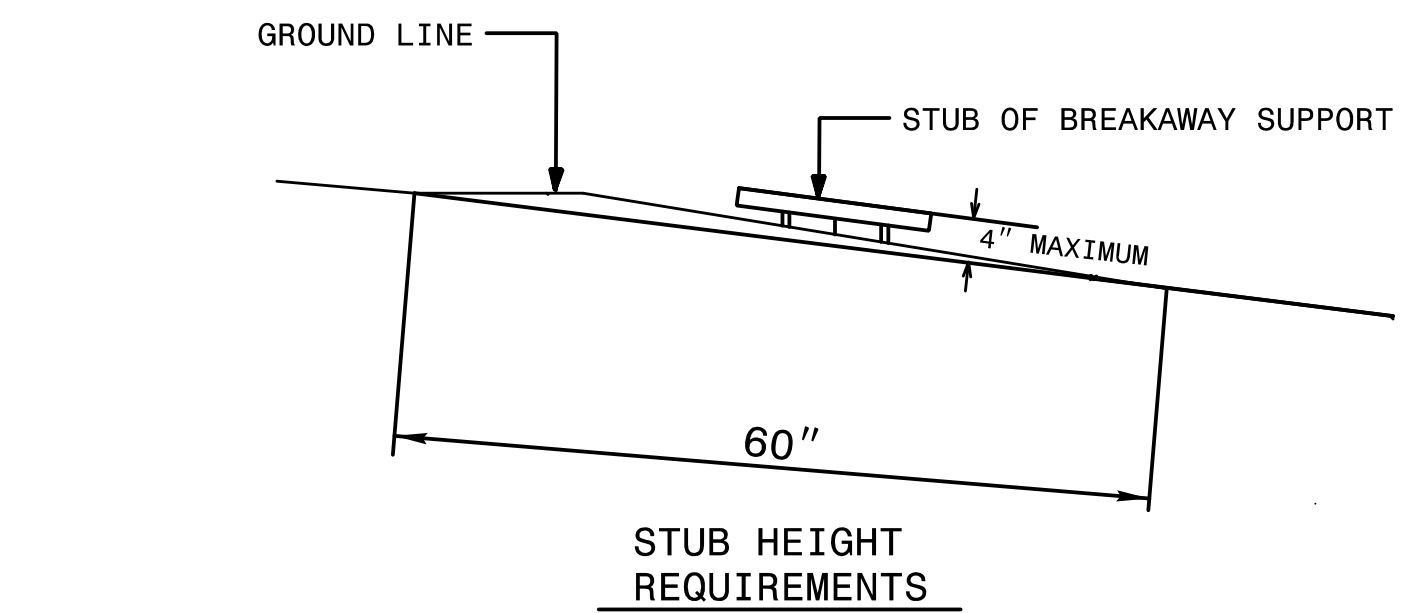
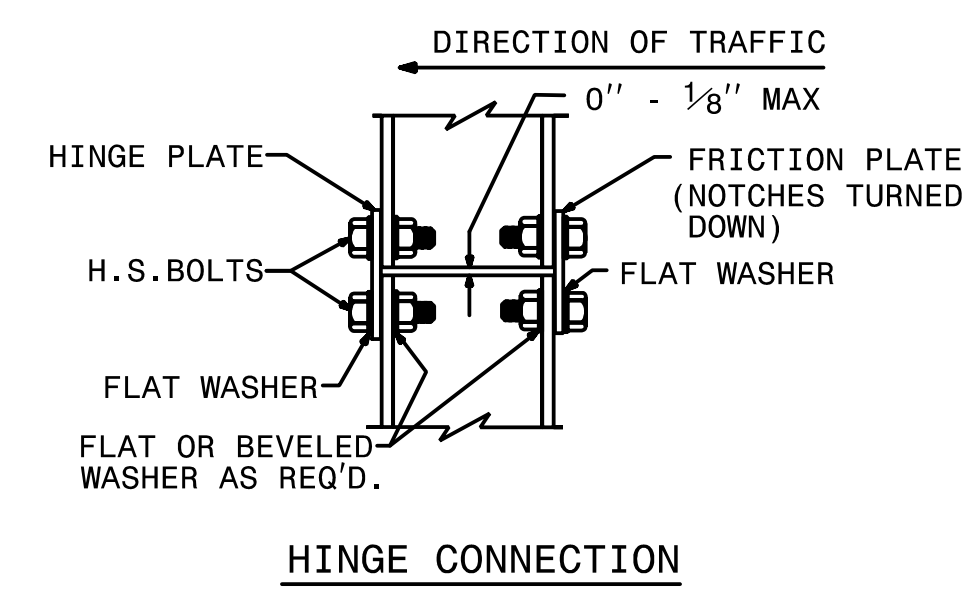
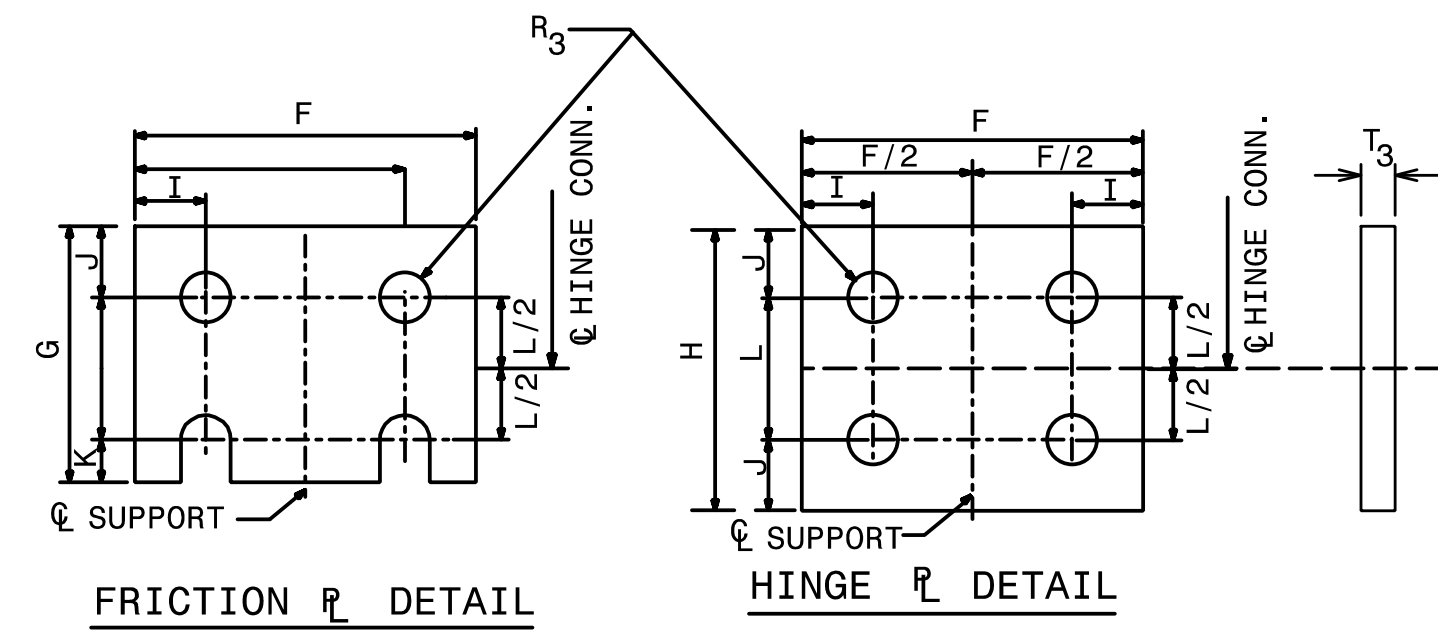
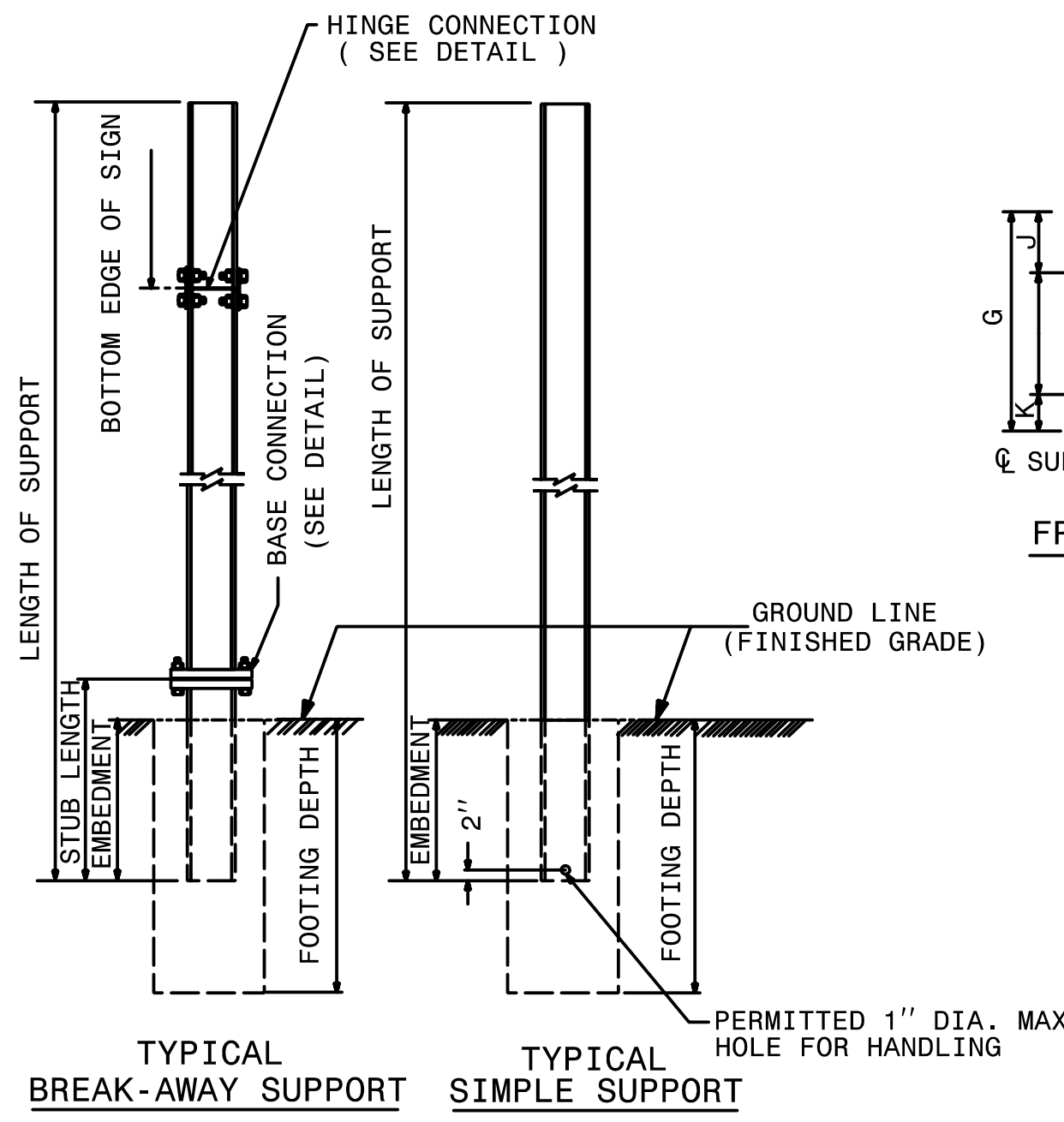
STATE OF NORTH CAROLINA  
DEPT. OF TRANSPORTATION  
DIVISION OF HIGHWAYS  
RALEIGH, N.C.

1-12

ENGLISH STANDARD DRAWING FOR  
**GROUND MOUNTED SIGN SUPPORTS**

SHEET 1 OF 3

**903D10**



SEE SHEET 2 OF 3 FOR  
BASE CONNECTION DATA  
HINGE CONNECTION DATA  
& FOUNDATION DATA.  
SEE SHEET 3 OF 3 FOR  
GENERAL NOTES.

STATE OF NORTH CAROLINA  
DEPT. OF TRANSPORTATION  
DIVISION OF HIGHWAYS  
RALEIGH, N.C.

1-12


ENGLISH STANDARD DRAWING FOR  
**GROUND MOUNTED SIGN SUPPORTS**

SHEET 1 OF 3

**903D10**

**REVISED SIGNING  
ROADWAY STANDARD DRAWING**

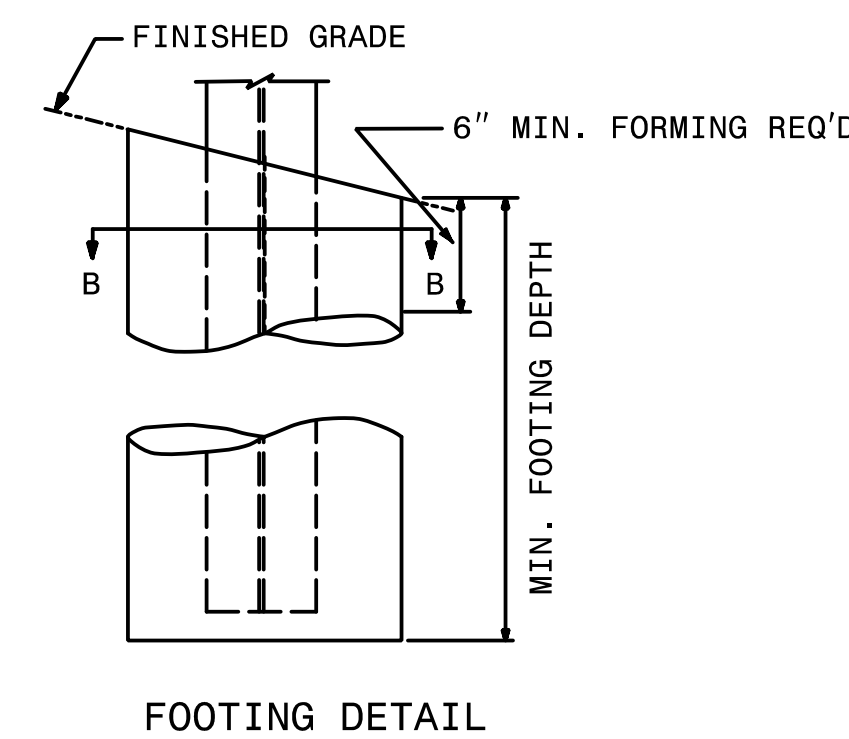
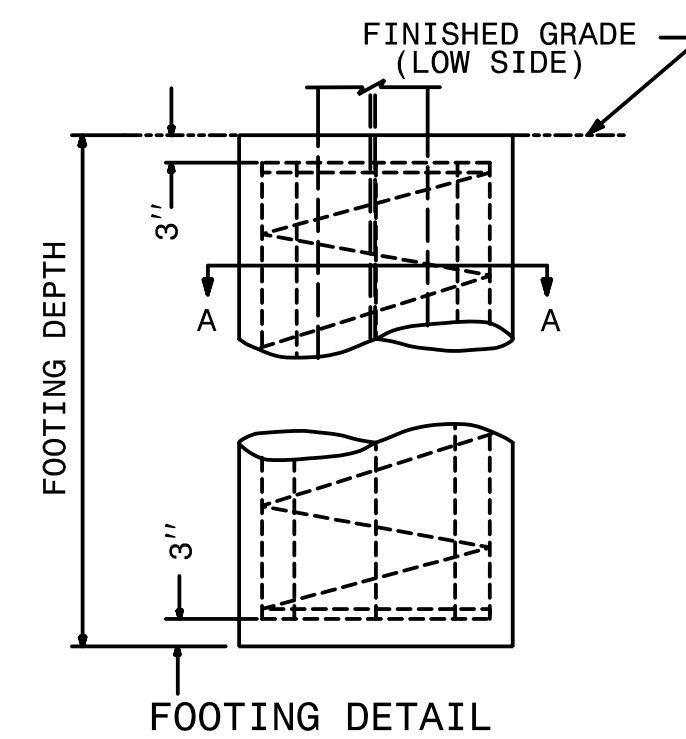
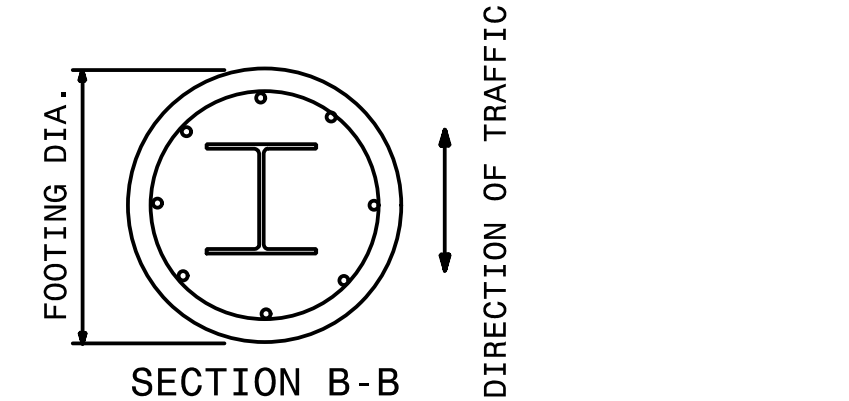
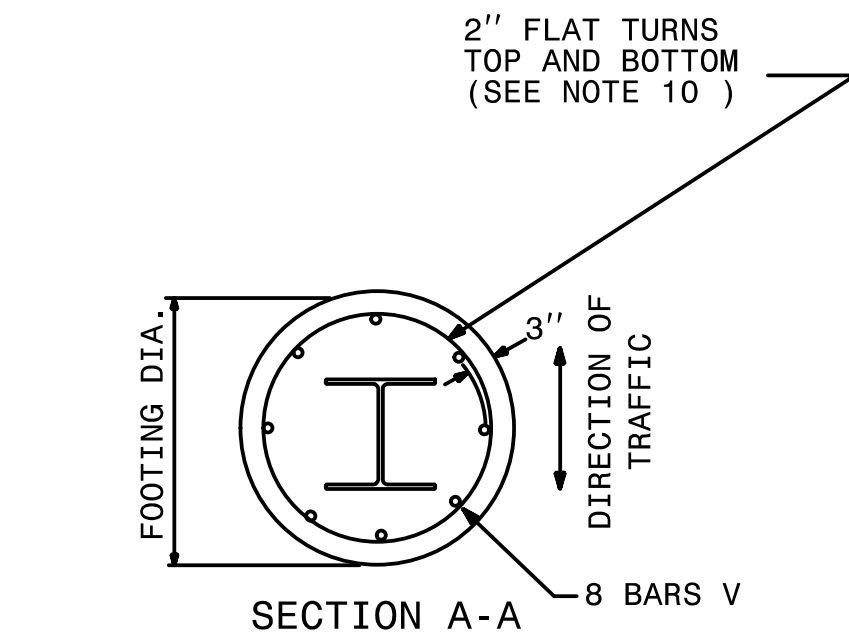
TIP NO. R-2514B,C	SHEET NO. SIGN-2B
APPROVED: <i>Ayman Alqudwa</i> F32AC5CAE965472	
DATE: 2/2/2015	
SEAL	



STATE OF NORTH CAROLINA  
DEPT. OF TRANSPORTATION  
DIVISION OF HIGHWAYS  
RALEIGH, N.C.

ENGLISH DETAIL DRAWING FOR  
**GROUND MOUNTED SIGN SUPPORTS**

BEAM SHAPE	SLIP BASE PLATE DATA								KEEPER PLATE DATA								HINGE CONNECTION DATA								BREAK AWAY SUPPORT WEIGHT CONSTANT LBS.	
	BOLT SIZE	A <sub>1</sub>	B <sub>1</sub>	C <sub>1</sub>	D <sub>1</sub>	E <sub>1</sub>	T <sub>1</sub>	R <sub>1</sub>	A <sub>2</sub>	B <sub>2</sub>	C <sub>2</sub>	D <sub>2</sub>	E <sub>2</sub>	R <sub>2</sub>	T <sub>2</sub>	BOLT SIZE	F	G	H	I	J	K	L	R <sub>3</sub>		T <sub>3</sub>
S3X5.7	1/2"DIA.X 3/4"	7"	4"	1"	3/4"	2 1/2"	1"	9/32"	7"	4"	1"	3/4"	2 1/2"	9/32"	28 GAUGE	1/2"DIA.X1 3/4"	2 1/4"	3 1/2"	4"	1 1/2"	1"	1 1/2"	2"	9/32"	3 3/8"	18
S4X7.7	1/2"DIA.X 3/4"	8"	4"	1"	3/4"	2 1/2"	1"	9/32"	8"	4"	1"	3/4"	2 1/2"	9/32"	28 GAUGE	1/2"DIA.X1 3/4"	2 5/8"	3 1/2"	4"	1 1/2"	1"	1 1/2"	2"	9/32"	3 3/8"	20
W6X9	1/2"DIA.X 3/4"	10"	5"	1"	3/4"	3 1/2"	1"	9/32"	10"	5"	1"	3/4"	3 1/2"	9/32"	28 GAUGE	1/2"DIA.X1 3/4"	4"	3 1/2"	4"	3/4"	1"	1 1/2"	2"	9/32"	3 3/8"	32
W6X12	5/8"DIA.X 4"	11"	5"	1 1/4"	7/8"	3 1/4"	1 1/4"	1 1/32"	11"	5"	1 1/4"	7/8"	3 1/4"	1 1/32"	28 GAUGE	5/8"DIA.X 2"	4"	4"	4 1/2"	3/4"	1 1/8"	5/8"	2 1/4"	1 1/32"	3 3/8"	39
W6X16	5/8"DIA.X 4 1/2"	12"	6"	1 1/4"	7/8"	4 1/4"	1 1/2"	1 1/32"	12"	6"	1 1/4"	7/8"	4 1/4"	1 1/32"	28 GAUGE	5/8"DIA.X2 1/4"	4"	4"	4 1/2"	3/4"	1 1/8"	5/8"	2 1/4"	1 1/32"	1 1/2"	47
W8X18	5/8"DIA.X 4 1/2"	13 1/2"	6 1/2"	1 1/4"	7/8"	4 3/4"	1 1/2"	1 1/32"	13 1/2"	6 1/2"	1 1/4"	7/8"	4 3/4"	1 1/32"	28 GAUGE	5/8"DIA.X2 1/4"	5 1/4"	4"	4 1/2"	1"	1 1/8"	5/8"	2 1/4"	1 1/32"	1 1/2"	70
W8X21	3/4"DIA.X 4 1/2"	14"	7"	1 1/2"	1"	5"	1 1/2"	1 3/32"	14"	7"	1 1/2"	1"	5"	1 3/32"	28 GAUGE	3/4"DIA.X2 1/2"	5 1/4"	6"	7"	1"	1 3/4"	3/4"	3 1/2"	1 3/32"	1 1/2"	73
W10X22	3/4"DIA.X 4 1/2"	16"	8"	1 1/2"	1"	6"	1 1/2"	1 3/32"	16"	8"	1 1/2"	1"	6"	1 3/32"	28 GAUGE	3/4"DIA.X2 1/2"	5 3/4"	6"	7"	1"	1 3/4"	3/4"	3 1/2"	1 3/32"	1 1/2"	119
W10X26	3/4"DIA.X 5 1/2"	16 1/2"	8"	1 1/2"	1"	6"	1 3/4"	1 3/32"	16 1/2"	8"	1 1/2"	1"	6"	1 3/32"	28 GAUGE	3/4"DIA.X2 3/4"	5 3/4"	6"	7"	1"	1 3/4"	3/4"	3 1/2"	1 3/32"	5/8"	140
W12X26	3/4"DIA.X 5 1/2"	18 1/2"	9"	1 1/2"	1"	7"	1 3/4"	1 3/32"	18 1/2"	9"	1 1/2"	1"	7"	1 3/32"	28 GAUGE	3/4"DIA.X2 3/4"	6 1/2"	6"	7"	1"	1 3/4"	3/4"	3 1/2"	1 3/32"	5/8"	176
W14X30	1"DIA.X 6"	22"	9"	2"	1 1/2"	6"	2"	1 7/32"	22"	9"	2"	1 1/2"	6"	1 7/32"	28 GAUGE	1"DIA.X 3"	6 3/4"	7"	8"	1 1/4"	2"	1"	4"	1 7/32"	5/8"	205
W16X31	1"DIA.X 6"	24"	9"	2"	1 1/2"	6"	2"	1 7/32"	24"	9"	2"	1 1/2"	6"	1 7/32"	28 GAUGE	1"DIA.X 3"	5 1/2"	7"	8"	1 1/4"	2"	1"	4"	1 7/32"	3/4"	223
W18X35	1"DIA.X 6"	25"	9"	2"	1 1/2"	6"	2"	1 7/32"	25"	9"	2"	1 1/2"	6"	1 7/32"	28 GAUGE	1"DIA.X 3"	6"	7"	8"	1 1/4"	2"	1"	4"	1 7/32"	3/4"	243
W18X40	1"DIA.X 6 1/2"	26"	9"	2"	1 1/2"	6"	2 1/4"	1 7/32"	26"	9"	2"	1 1/2"	6"	1 7/32"	28 GAUGE	1"DIA.X3 1/2"	6"	7"	8"	1 1/4"	2"	1"	4"	1 7/32"	7/8"	278
W21X44	1"DIA.X 7"	29"	9"	2"	1 1/2"	6"	2 1/2"	1 7/32"	29"	9"	2"	1 1/2"	6"	1 7/32"	28 GAUGE	1"DIA.X3 1/2"	6 1/2"	7"	8"	1 1/4"	2"	1"	4"	1 7/32"	7/8"	310




FOUNDATION DATA *		
FOOTING DIAMETER	REINFORCEMENT	SPIRAL BAR
1'-6"	8 # 6 BARS	#3 BAR, 6" PITCH
2'	8 # 7 BARS	#3 BAR, 6" PITCH
2'-6"	8 # 9 BARS	#3 BAR, 6" PITCH
3'	8 # 11 BARS	#3 BAR, 6" PITCH
3'-6"	8 # 12 BARS	#3 BAR, 6" PITCH
4'	8 # 14 BARS	#3 BAR, 6" PITCH

\* FOUNDATION DIMENSIONS ARE SHOWN IN PLANS

STATE OF NORTH CAROLINA  
DEPT. OF TRANSPORTATION  
DIVISION OF HIGHWAYS  
RALEIGH, N.C.

ENGLISH DETAIL DRAWING FOR  
**GROUND MOUNTED SIGN SUPPORTS**

APPROVED: *Ayman Alqudwah*  
DATE: 2/2/2015

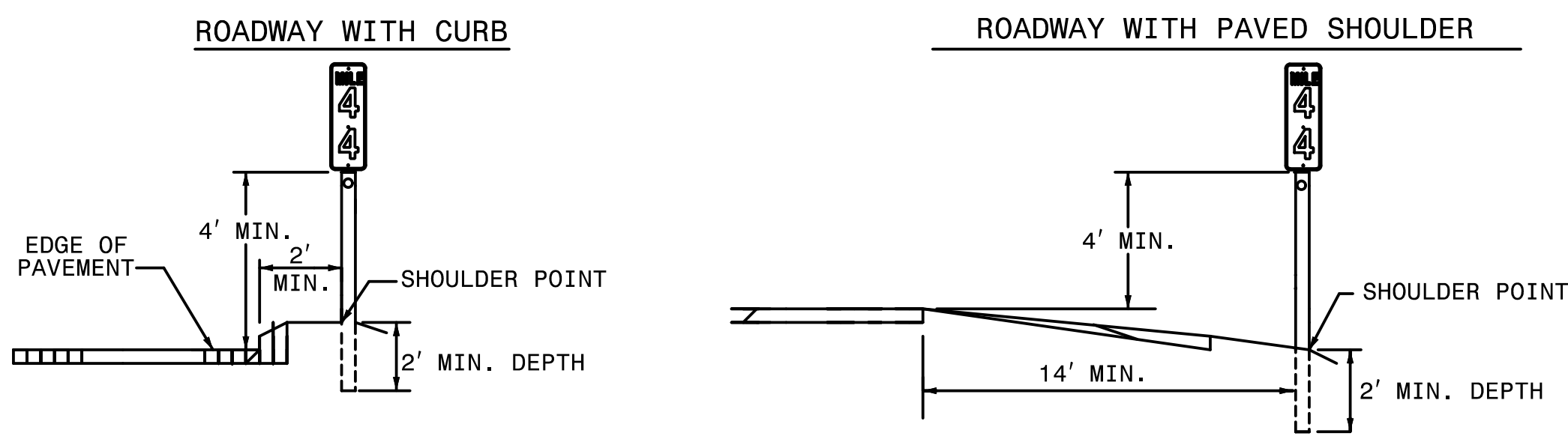


STATE OF NORTH CAROLINA  
DEPT. OF TRANSPORTATION  
DIVISION OF HIGHWAYS  
RALEIGH, N.C.

ENGLISH STANDARD DRAWING FOR  
**MILEPOST AND PLACEMENT**

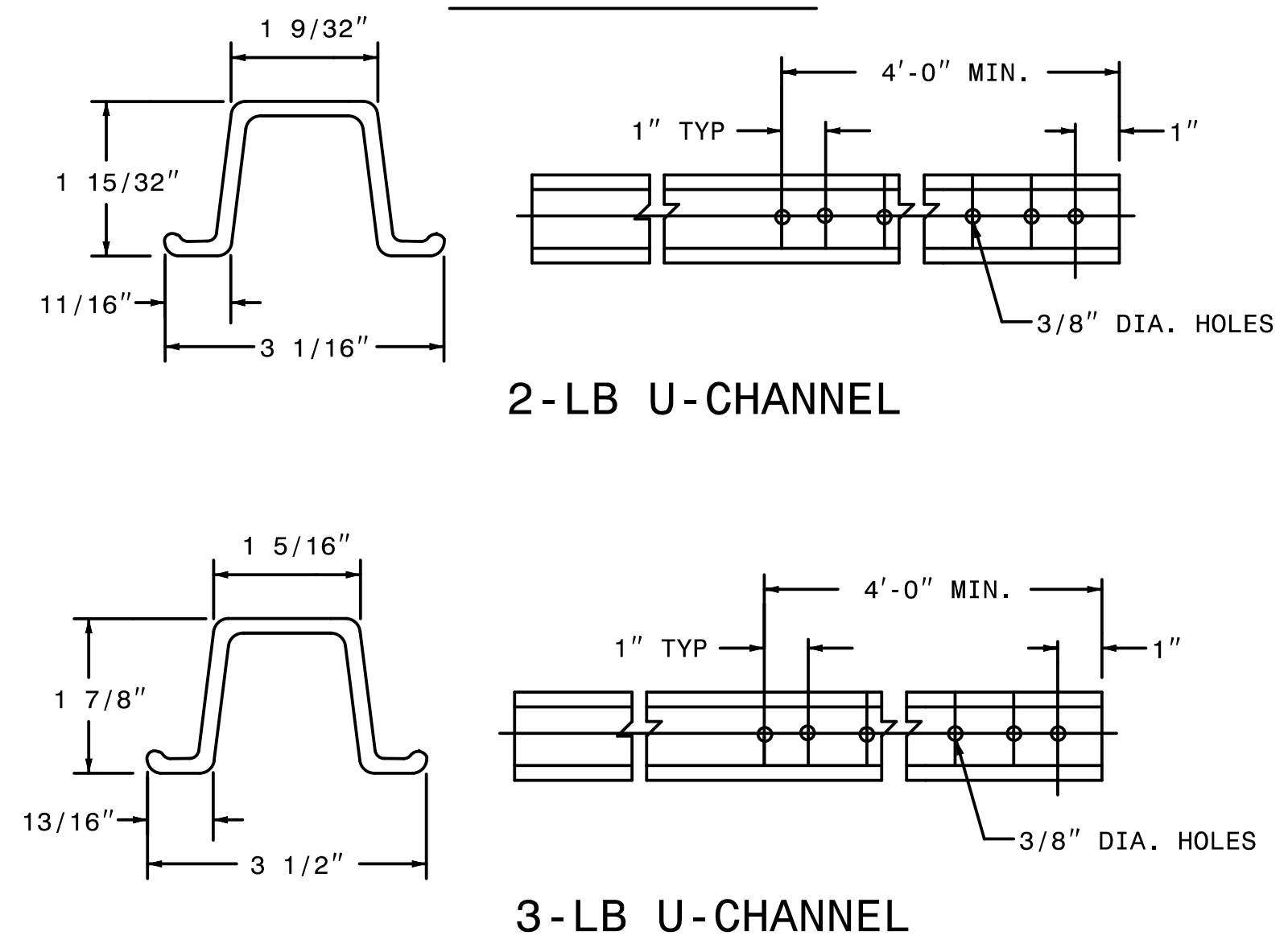
SHEET 1 OF 1  
**904D40**

**MILEPOST PLACEMENT**

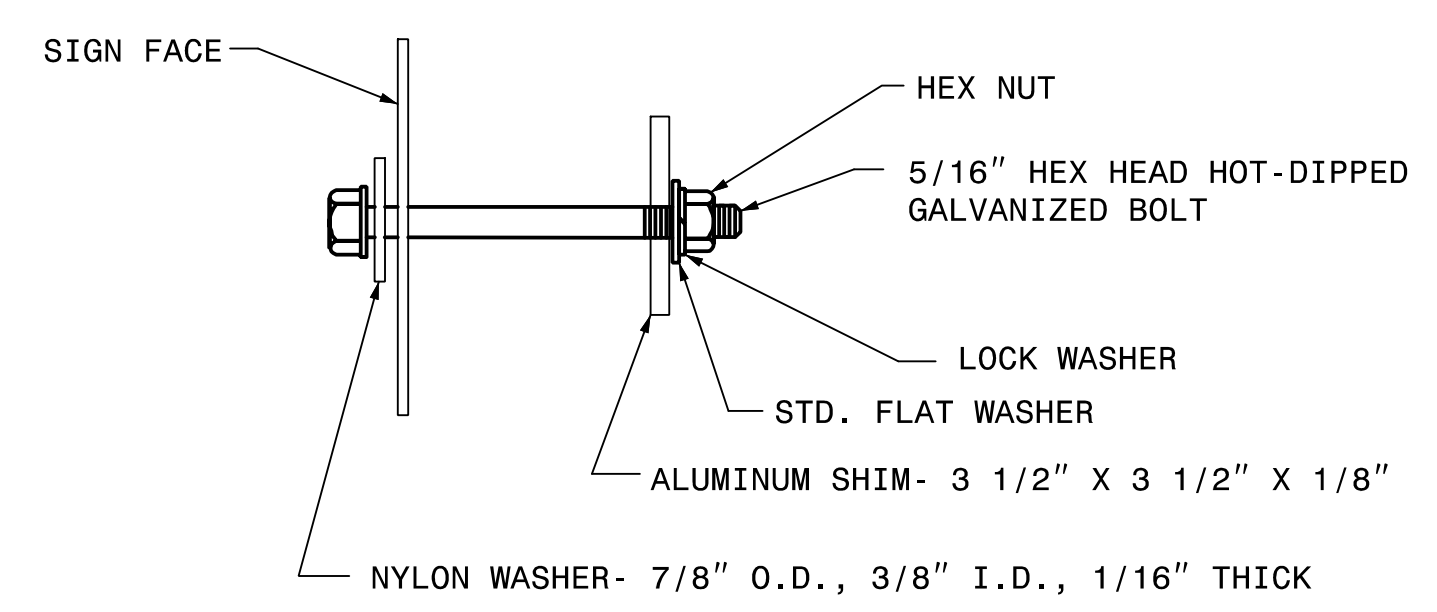


- NOTES:
1. A MILEPOST SIGN SHALL CONSIST OF ONE (1) 12" X 24", 12" X 36" OR 12" X 48" SIGN PANEL. AN ENHANCED REFERENCE LOCATION SIGN SHALL CONSIST OF ONE (1) 18" X 54" SIGN PANEL. AN INTERMEDIATE ENHANCED REFERENCE LOCATION SIGN SHALL CONSIST OF ONE (1) 18" X 60" SIGN PANEL.
  2. FABRICATE SIGNS FROM .080" SHEET ALUMINUM. EACH SIGN SHALL HAVE WHITE STUCK-ON MESSAGE AND BORDER ON GREEN BACKGROUND. MESSAGE, BORDER AND BACKGROUND TO BE REFLECTORIZED.
  3. MILEPOST LOCATION SIGNS REQUIRE ONE (1) 2-LB GALVANIZED STEEL U-CHANNEL POST AND ENHANCED REFERENCE LOCATION SIGNS REQUIRE ONE (1) 3-LB GALVANIZED STEEL U-CHANNEL POST. THE POST'S LENGTH MUST MEET THE REQUIREMENTS SHOWN IN THESE STANDARDS.
  4. POSTS SHALL BE DRIVEN. THE TOP OF POST SHALL NOT PROJECT ABOVE THE TOP OF SIGN.
  5. ATTACH EACH SIGN TO THE WIDE FACE (FLANGES) OF THE POST BY MEANS OF THE FOLLOWING COMBINATION- 5/16" HEX HEAD BOLT, NYLON WASHER, SHIM, FLAT WASHER, LOCK WASHER, HEX NUT. FULL CONTACT BETWEEN THE SIGN AND THE POST SHALL BE ACHIEVED. NO BUCKLING OF THE SIGN WILL BE PERMITTED.
  6. PLACE MILEPOST SIGNS AT THE SHOULDER POINT UNLESS THE ENGINEER DIRECTS OTHERWISE.

**POST DETAILS**



**FASTENER**



STATE OF NORTH CAROLINA  
DEPT. OF TRANSPORTATION  
DIVISION OF HIGHWAYS  
RALEIGH, N.C.

ENGLISH STANDARD DRAWING FOR  
**MILEPOST AND PLACEMENT**

SHEET 1 OF 1  
**904D40**

**REVISED SIGNING  
ROADWAY STANDARD DRAWING**

APPROVED: *Charles A Johnson III*  
7802A048BC8F4FB

DATE: 2/2/2015

SEAL



SIGN NUMBER: 101A,102A BACKG COLOR: Green  
 TYPE: B COPY COLOR: White  
 QUANTITY: 2

SYMBOL	X	Y	WID	HT
M1_4	43	91	36	36
NC362	132.1	91	36	36

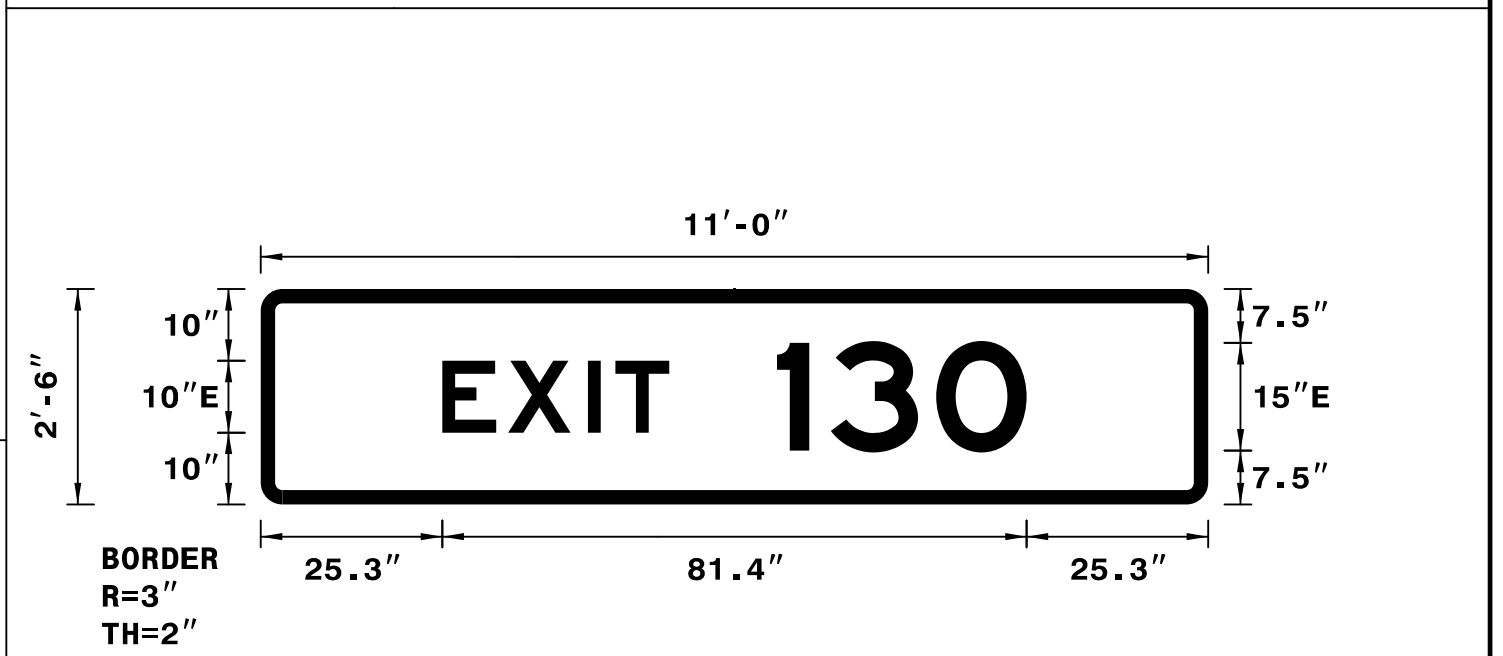
SIGN WIDTH: 11'-0"  
 HEIGHT: 2'-6"  
 TOTAL AREA: 27.5 Sq.Ft.

BORDER TYPE: FLUSH  
 RECESS: 0"  
 WIDTH: 2"  
 RADII: 3"

MAT'L: 0.125" ALUMINUM

NO. Z BARS: 2  
 LENGTH: 124.0

DESIGN BY: TRT CHECKED BY: ADK/CAJ  
 PROJECT ID: R-2514B,C DIV: 02 DATE: October 2014



- NOTES:
- Legend and border shall be direct applied Grade C reflective sheeting.
  - Background shall be Grade C reflective sheeting.

Spacing Factor is 1 unless specified otherwise  
 Spacing Factor for "EXIT" is 1.2

LETTER POSITIONS

Letter spacings are to start of next letter

	E	X	I	T	Series/Size
25.3	9.2	11.1	3.8	7.5	E 2000
	1	3	0		31.6
71.9	7.5	14.7	12.6	25.3	E 2000
					34.8

SIGN NUMBER: 101B BACKG COLOR: Green  
 TYPE: A COPY COLOR: White  
 QUANTITY: 1

SYMBOL	X	Y	WID	HT
M1_4	43	90.8	36	36
NC362	132.1	90.8	36	36

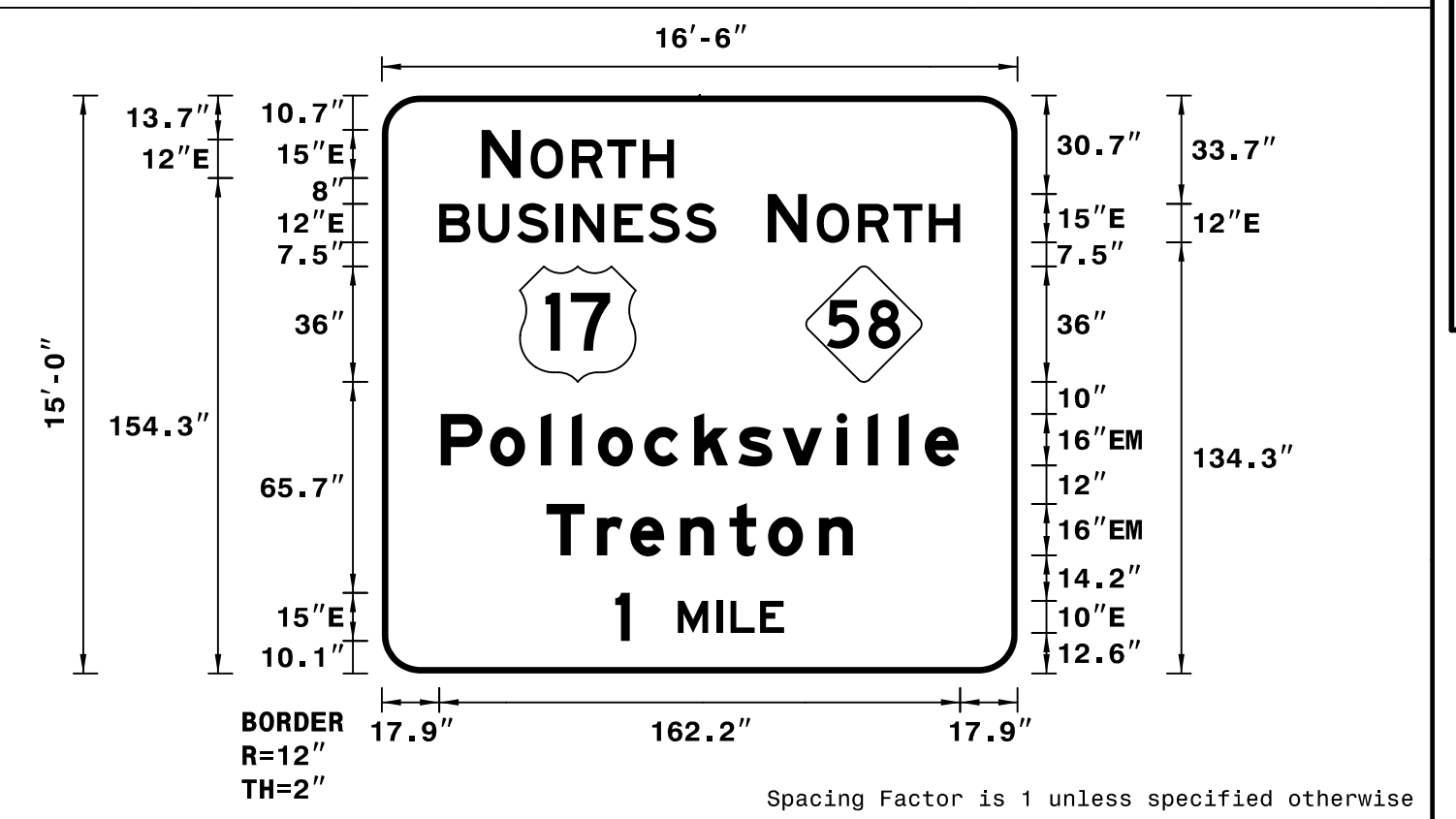
SIGN WIDTH: 16'-6"  
 HEIGHT: 15'-0"  
 TOTAL AREA: 247.5 Sq.Ft.

BORDER TYPE: FLUSH  
 RECESS: 0"  
 WIDTH: 2"  
 RADII: 12"

MAT'L: 0.125" ALUMINUM

NO. Z BARS: 6  
 LENGTH: 190.0

DESIGN BY: TRT CHECKED BY: ADK/CAJ  
 PROJECT ID: R-2514B,C DIV: 02 DATE: October 2014



- NOTES:
- Legend and border shall be direct applied Grade C reflective sheeting.
  - Shields shall be Grade C reflective sheeting on 0.032" aluminum and demountable.
  - Background shall be Grade C reflective sheeting.

Spacing Factor is 1 unless specified otherwise

LETTER POSITIONS

Letter spacings are to start of next letter

	N	O	R	T	H	Series/Size
31.1	12.2	3.1	12.8	11	11	E 2000
						59.9
17.9	12.1	12.1	12.1	5.3	12.8	E 2000
						86.3
120.2	12.2	3.1	12.8	11	11	E 2000
						59.9
18.4	15.4	15.8	9.6	8.2	14.4	EM 2000
						161.3
51.3	15.7	10.4	15.5	15.4	12	EM 2000
						95.4
72.7	4.5	15	12	4.4	9.2	E 2000
						52.6

SIGN NUMBER: 102B BACKG COLOR: Green  
 TYPE: A COPY COLOR: White  
 QUANTITY: 1

SYMBOL	X	Y	WID	HT
M1_4	43	91	36	36
NC362	132.1	91	36	36

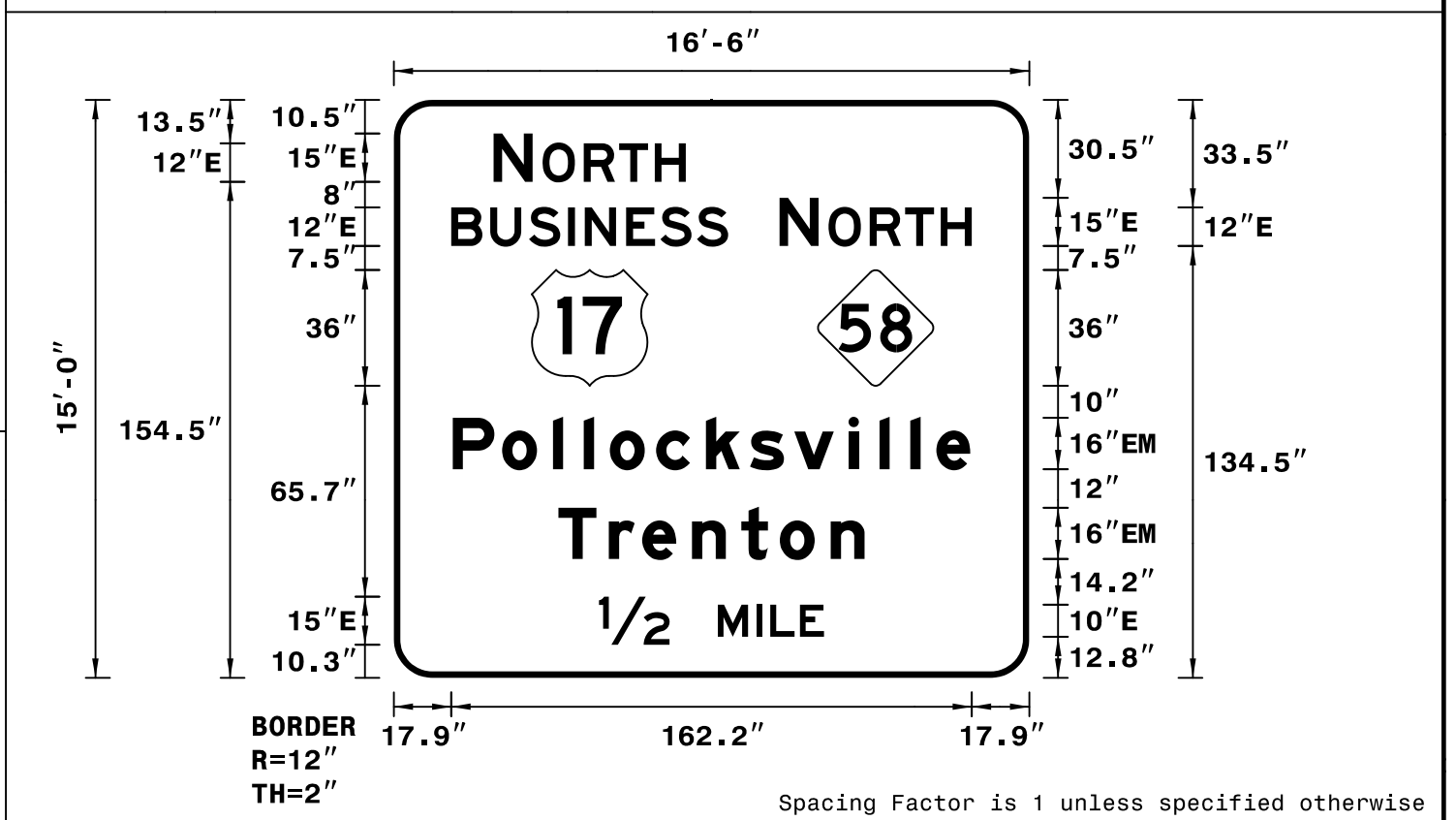
SIGN WIDTH: 16'-6"  
 HEIGHT: 15'-0"  
 TOTAL AREA: 247.5 Sq.Ft.

BORDER TYPE: FLUSH  
 RECESS: 0"  
 WIDTH: 2"  
 RADII: 12"

MAT'L: 0.125" ALUMINUM

NO. Z BARS: 6  
 LENGTH: 190.0

DESIGN BY: TRT CHECKED BY: ADK/CAJ  
 PROJECT ID: R-2514B,C DIV: 02 DATE: October 2014



- NOTES:
- Legend and border shall be direct applied Grade C reflective sheeting.
  - Shields shall be Grade C reflective sheeting on 0.032" aluminum and demountable.
  - Background shall be Grade C reflective sheeting.

Spacing Factor is 1 unless specified otherwise

LETTER POSITIONS

Letter spacings are to start of next letter

	N	O	R	T	H	Series/Size
31.1	12.2	3.1	12.8	11	11	E 2000
						59.9
17.9	12.1	12.1	12.1	5.3	12.8	E 2000
						86.3
120.2	12.2	3.1	12.8	11	11	E 2000
						59.9
18.4	15.4	15.8	9.6	8.2	14.4	EM 2000
						161.3
51.3	15.7	10.4	15.5	15.4	12	EM 2000
						95.4
64	22	15	12	4.4	9.2	E 2000
						70.1

SIGN NUMBER: 301 BACKG COLOR: Green  
 TYPE: D COPY COLOR: White  
 QUANTITY: 1

SYMBOL	X	Y	WID	HT
M1_4	43	91	36	36
NC362	132.1	91	36	36

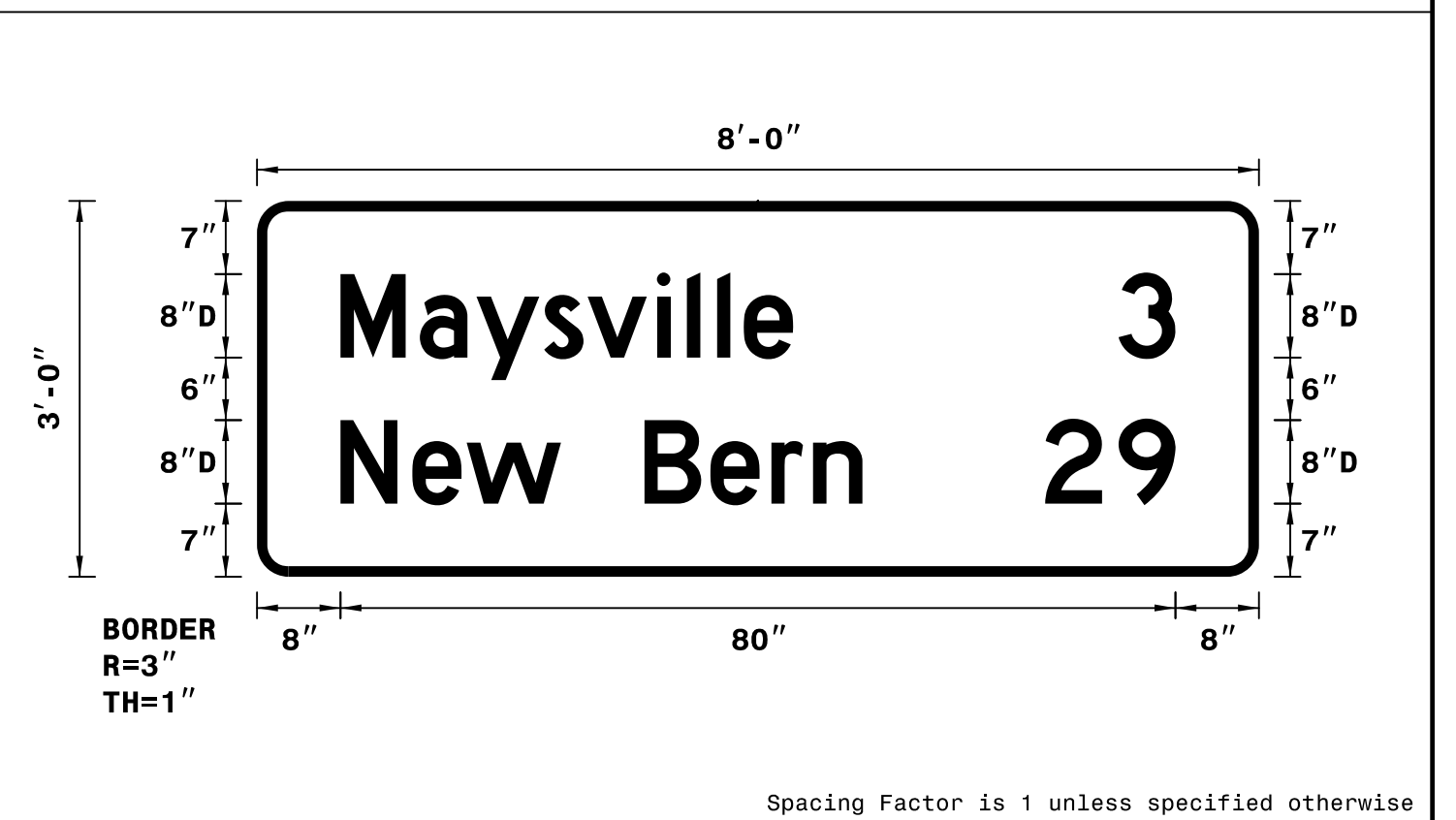
SIGN WIDTH: 8'-0"  
 HEIGHT: 3'-0"  
 TOTAL AREA: 24.0 Sq.Ft.

BORDER TYPE: FLUSH  
 RECESS: 0"  
 WIDTH: 1"  
 RADII: 3"

MAT'L: 0.125" ALUMINUM

NO. Z BARS: N/A  
 LENGTH: N/A

DESIGN BY: TRT CHECKED BY: ADK/CAJ  
 PROJECT ID: R-2514B,C DIV: 03 DATE: October 2014



- NOTES:
- Legend and border shall be direct applied Grade C reflective sheeting.
  - Background shall be Grade C reflective sheeting.

Spacing Factor is 1 unless specified otherwise


LETTER POSITIONS

Letter spacings are to start of next letter

	M	a	y	s	v	i	l	l	e	Series/Size
8	7.6	5.4	6.5	4.2	6.6	2.9	2.9	2.6	4.7	D 2000
										43.4
82.6	5.4	8								D 2000
										5.4
8	6.9	5.2	9	8	6.3	5.8	4	4.7	38	D 2000
										50
75.5	7	5.4	8							D 2000
										12.5

APPROVED: Charles A. Johnson III  
DocuSigned by:  
7802A0468CB4F8

DATE: 2/2/2015



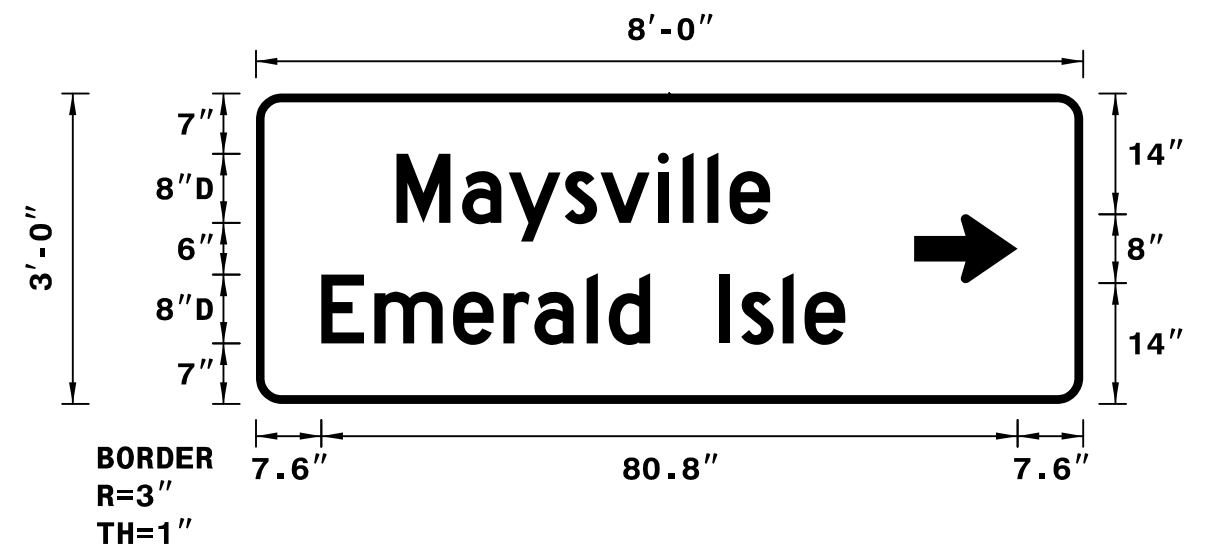
SIGN NUMBER: 302  
 TYPE: D  
 QUANTITY: 1  
 SIGN WIDTH: 8'-0"  
 HEIGHT: 3'-0"  
 TOTAL AREA: 24.0 Sq.Ft.  
 BORDER TYPE: FLUSH  
 RECESS: 0"  
 WIDTH: 1"  
 RADII: 3"  
 NO. Z BARS: N/A  
 LENGTH: N/A

BACKG COLOR: Green  
 COPY COLOR: White

SYMBOL	X	Y	WID	HT
Type D Arrow	76.4	14	8	12

MAT'L: 0.125" ALUMINUM

DESIGN BY: TRT  
 PROJECT ID: R-2514B,C  
 CHECKED BY: ADK/CAJ  
 DIV: 03  
 DATE: October 2014



NOTES:  
 1. Legend and border shall be direct applied Grade C reflective sheeting.  
 2. Background shall be Grade C reflective sheeting.

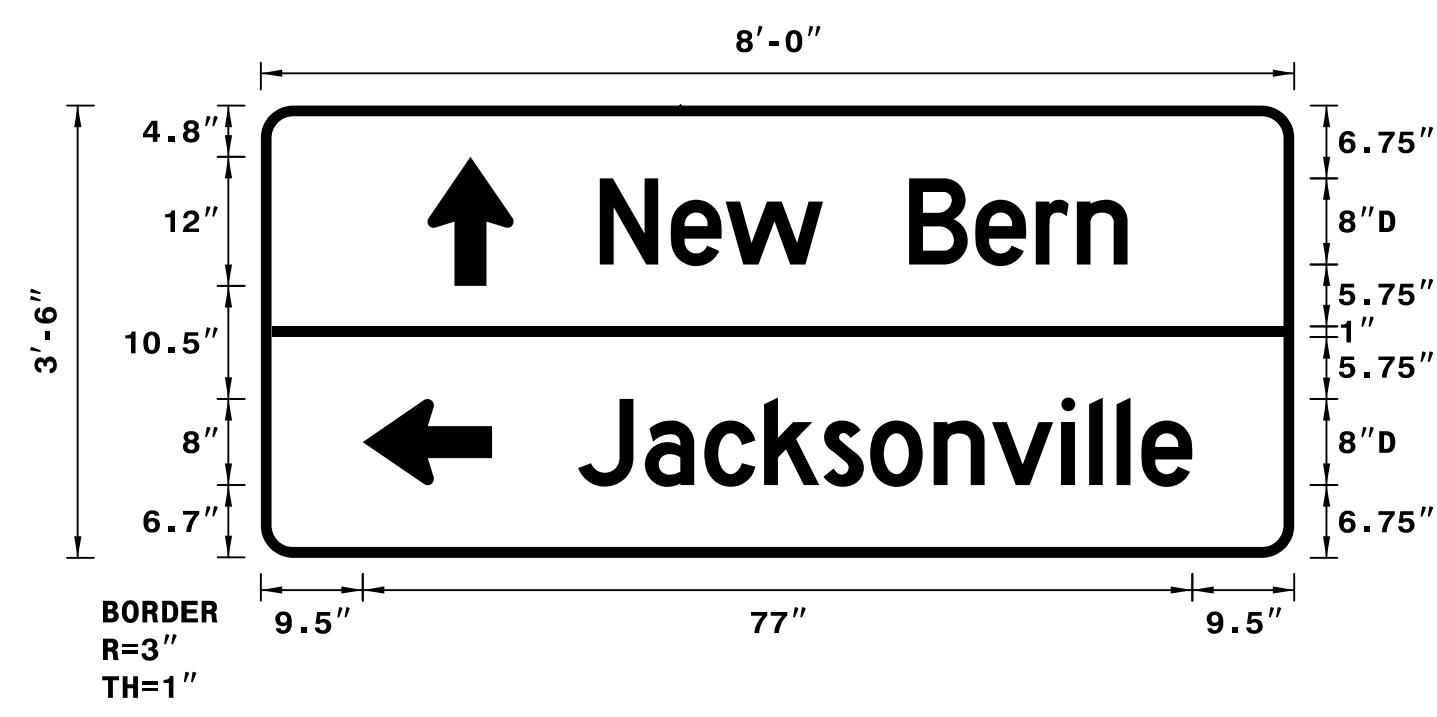
SIGN NUMBER: 303,315  
 TYPE: D  
 QUANTITY: 2  
 SIGN WIDTH: 8'-0"  
 HEIGHT: 3'-6"  
 TOTAL AREA: 28.0 Sq.Ft.  
 BORDER TYPE: FLUSH  
 RECESS: 0"  
 WIDTH: 1"  
 RADII: 3"  
 NO. Z BARS: N/A  
 LENGTH: N/A

BACKG COLOR: Green / Green  
 COPY COLOR: White

SYMBOL	X	Y	WID	HT
Type D Arrow	15.5	25.3	8	12
Type D Arrow	9.5	6.8	8	12

MAT'L: 0.125" ALUMINUM

DESIGN BY: TRT  
 PROJECT ID: R-2514B,C  
 CHECKED BY: ADK/CAJ  
 DIV: 02/03  
 DATE: October 2014



NOTES:  
 1. Legend and border shall be direct applied Grade C reflective sheeting.  
 2. Background shall be Grade C reflective sheeting.

LETTER POSITIONS

Letter spacings are to start of next letter

	M	a	y	s	v	i	l	l	e		Series/Size				
	16.3	7.6	5.4	6.5	4.2	6.6	2.9	2.9	2.6	4.7	D 2000				
											43.4				
											D 2000				
	7.6	6.2	9.1	5.8	3.6	6.1	2.6	4.8	8	2.6	4.8	2.6	4.7	27.6	60.8

LETTER POSITIONS

Letter spacings are to start of next letter

	N	e	w	B	e	r	n				Series/Size				
	31.5	6.6	5.1	9	8	6.1	5.6	3.8	4.7	15.5	D 2000				
											49				
											D 2000				
	29.5	6.2	5.5	5.6	5.5	4.3	5.9	5.4	6.4	2.6	2.6	2.3	4.7	9.5	57

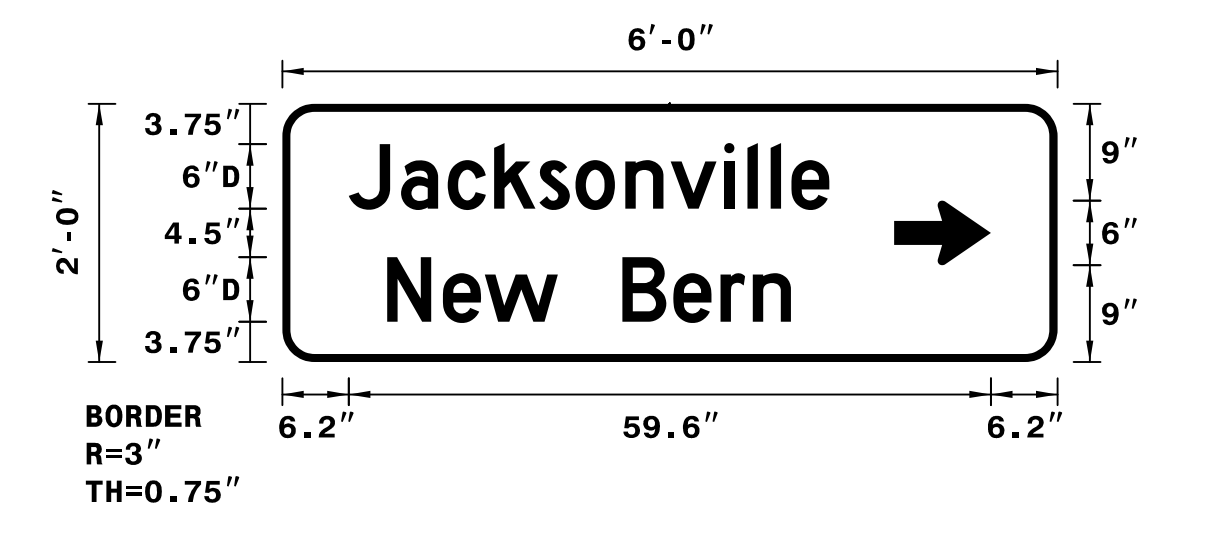
SIGN NUMBER: 304,317  
 TYPE: D  
 QUANTITY: 2  
 SIGN WIDTH: 6'-0"  
 HEIGHT: 2'-0"  
 TOTAL AREA: 12.0 Sq.Ft.  
 BORDER TYPE: FLUSH  
 RECESS: 0"  
 WIDTH: 0.75"  
 RADII: 3"  
 NO. Z BARS: N/A  
 LENGTH: N/A

BACKG COLOR: Green  
 COPY COLOR: White

SYMBOL	X	Y	WID	HT
AR_Type D	56.8	9	6	9

MAT'L: 0.125" ALUMINUM

DESIGN BY: TRT  
 PROJECT ID: R-2514B,C  
 CHECKED BY: ADK/CAJ  
 DIV: 02/03  
 DATE: October 2014



NOTES:  
 1. Legend and border shall be direct applied Grade C reflective sheeting.  
 2. Background shall be Grade C reflective sheeting.

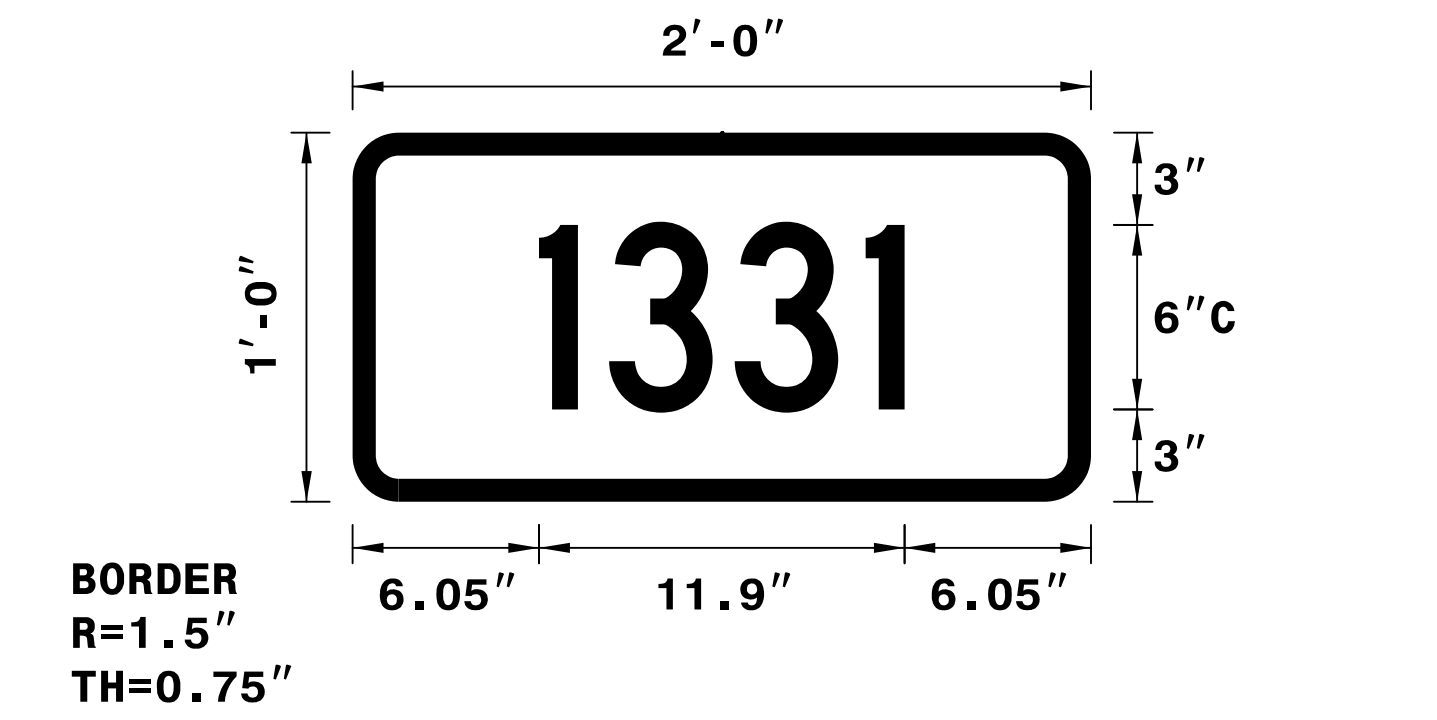
SIGN NUMBER: 305,306  
 TYPE: D  
 QUANTITY: 2  
 SIGN WIDTH: 2'-0"  
 HEIGHT: 1'-0"  
 TOTAL AREA: 2.0 Sq.Ft.  
 BORDER TYPE: FLUSH  
 RECESS: 0"  
 WIDTH: 0.75"  
 RADII: 1.5"  
 NO. Z BARS: N/A  
 LENGTH: N/A

BACKG COLOR: Green  
 COPY COLOR: White

SYMBOL	X	Y	WID	HT

MAT'L: 0.125" ALUMINUM

DESIGN BY: TRT  
 PROJECT ID: R-2514B,C  
 CHECKED BY: ADK/CAJ  
 DIV: 03  
 DATE: October 2014



NOTES:  
 1. Legend and border shall be direct applied Grade C reflective sheeting.  
 2. Background shall be Grade C reflective sheeting.  
 3. One wood support per sign.

LETTER POSITIONS

Letter spacings are to start of next letter


	J	a	c	k	s	o	n	v	i	l	l	e		Series/Size	
	6.2	4.9	4.3	4.3	4.2	3.4	4.6	4.2	5	2.2	2.2	1.9	3.5	21.2	D 2000
															44.6
															D 2000
	9.8	5.2	3.9	6.8	6	4.7	4.4	3	3.5	24.8				37.5	

LETTER POSITIONS

Letter spacings are to start of next letter

	1	3	3	1		Series/Size	
	6.1	2.3	4.1	4.3	1.3	6.1	C 2000
							11.9



APPROVED:   
DocuSigned by:  
Charles A. Johnson III  
7802A0468CBF4FB

DATE: 2/2/2015

SEAL



SIGN NUMBER: 307,308      BACKG COLOR: Green  
 TYPE: D                      COPY COLOR: White  
 QUANTITY: 2

SYMBOL	X	Y	WID	HT

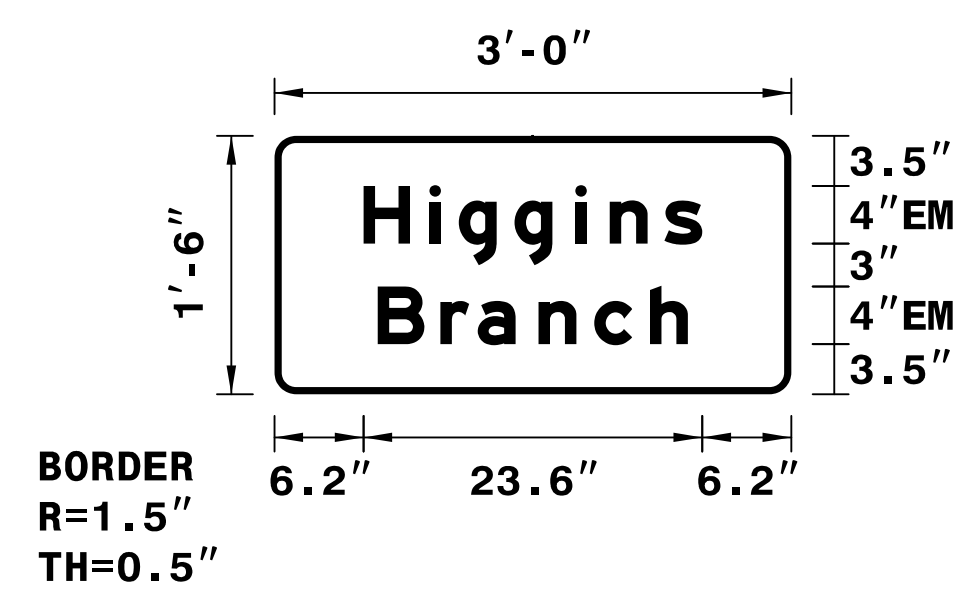
SIGN WIDTH: 3'-0"  
 HEIGHT: 1'-6"  
 TOTAL AREA: 4.5 Sq.Ft.

BORDER TYPE: FLUSH  
 RECESS: 0"  
 WIDTH: 0.5"  
 RADII: 1.5"

MAT'L: 0.125" ALUMINUM

NO. Z BARS: N/A  
 LENGTH: N/A

DESIGN BY: TRT                      CHECKED BY: ADK/CAJ  
 PROJECT ID: R-2514B,C              DIV: 03                      DATE: October 2014



NOTES:  
 1. Legend and border shall be direct applied Grade C reflective sheeting.  
 2. Background shall be Grade C reflective sheeting.  
 3. One wood support per sign.

Spacing Factor is 1 unless specified otherwise

LETTER POSITIONS

Letter spacings are to start of next letter													Series/Size
													Text Length
6.2	4.6	2	3.9	4.2	2.4	3.8	2.6	6.2					EM 2000
													23.6
													EM 2000
7.2	4.4	2.6	4.2	3.9	3.9	2.6	7.2						21.6

SIGN NUMBER: 309,311      BACKG COLOR: Green  
 TYPE: D                      COPY COLOR: White  
 QUANTITY: 2

SYMBOL	X	Y	WID	HT

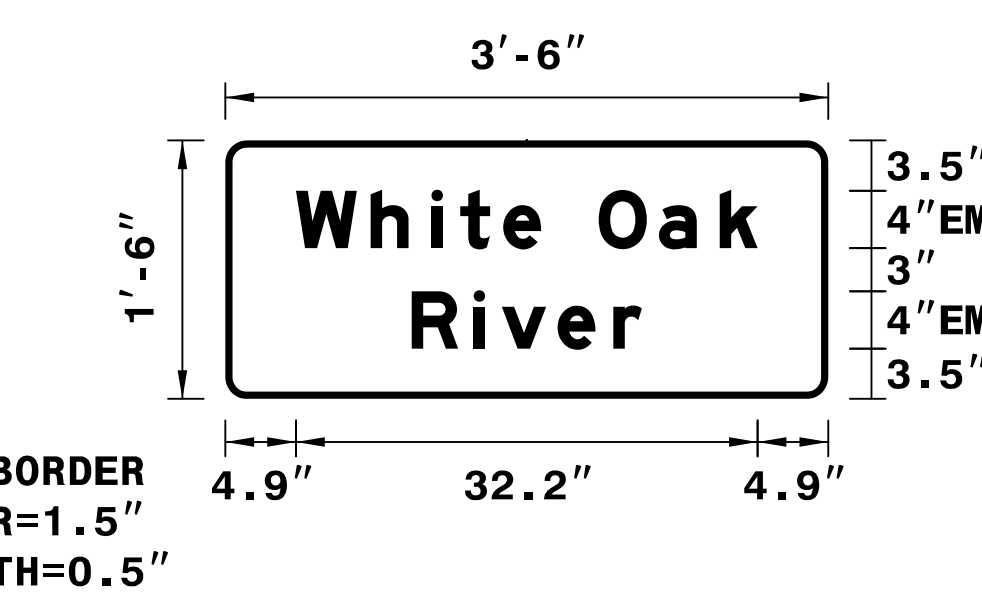
SIGN WIDTH: 3'-6"  
 HEIGHT: 1'-6"  
 TOTAL AREA: 5.3 Sq.Ft.

BORDER TYPE: FLUSH  
 RECESS: 0"  
 WIDTH: 0.5"  
 RADII: 1.5"

MAT'L: 0.125" ALUMINUM

NO. Z BARS: N/A  
 LENGTH: N/A

DESIGN BY: TRT                      CHECKED BY: ADK/CAJ  
 PROJECT ID: R-2514B,C              DIV: 02/03                      DATE: October 2014



NOTES:  
 1. Legend and border shall be direct applied Grade C reflective sheeting.  
 2. Background shall be Grade C reflective sheeting.  
 3. One wood support per sign.

Spacing Factor is 1 unless specified otherwise

LETTER POSITIONS

Letter spacings are to start of next letter													Series/Size
													Text Length
4.9	5.2	4.2	2	3	2.6	4	4.2	4.2	2.6	4.9			EM 2000
													32.2
													EM 2000
13	4.3	2	3.9	3.9	2	13							16

SIGN NUMBER: 310                      BACKG COLOR: Green  
 TYPE: D                      COPY COLOR: White  
 QUANTITY: 1

SYMBOL	X	Y	WID	HT

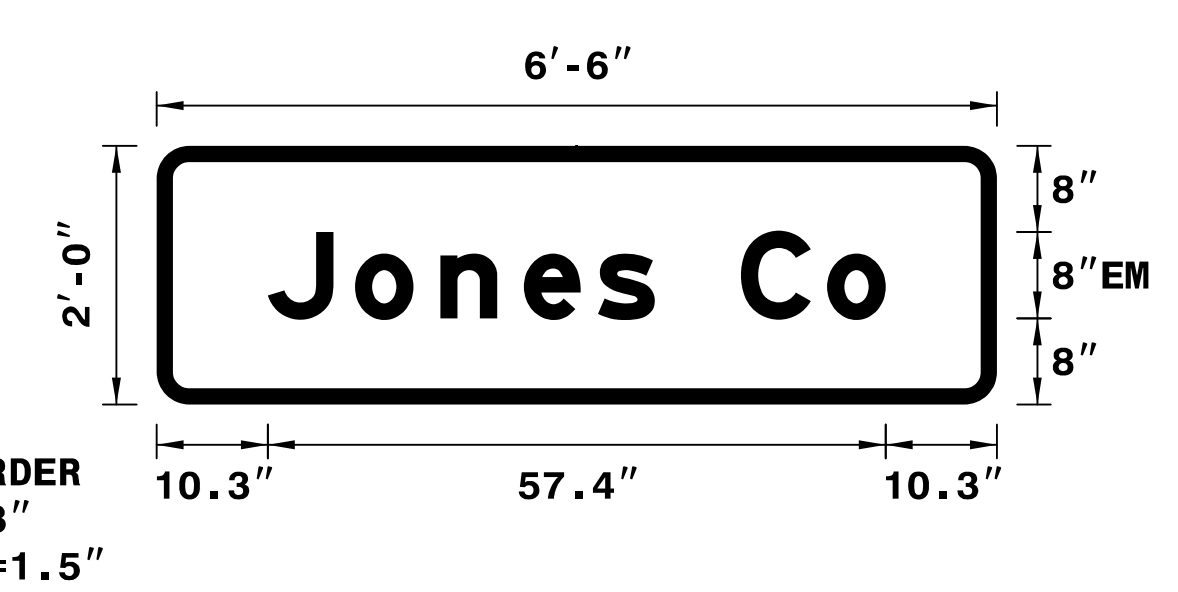
SIGN WIDTH: 6'-6"  
 HEIGHT: 2'-0"  
 TOTAL AREA: 13.0 Sq.Ft.

BORDER TYPE: FLUSH  
 RECESS: 0"  
 WIDTH: 1.5"  
 RADII: 3"

MAT'L: 0.125" ALUMINUM

NO. Z BARS: N/A  
 LENGTH: N/A

DESIGN BY: TRT                      CHECKED BY: ADK/CAJ  
 PROJECT ID: R-2514B,C              DIV: 02                      DATE: October 2014



NOTES:  
 1. Legend and border shall be direct applied Grade C reflective sheeting.  
 2. Background shall be Grade C reflective sheeting.

Spacing Factor is 1 unless specified otherwise

LETTER POSITIONS

Letter spacings are to start of next letter													Series/Size
													Text Length
10.3	9.1	9.2	9	7.7	5.3	8	8.8	5.4	10.3				EM 2000
													57.4

SIGN NUMBER: 312                      BACKG COLOR: Green  
 TYPE: D                      COPY COLOR: White  
 QUANTITY: 1

SYMBOL	X	Y	WID	HT

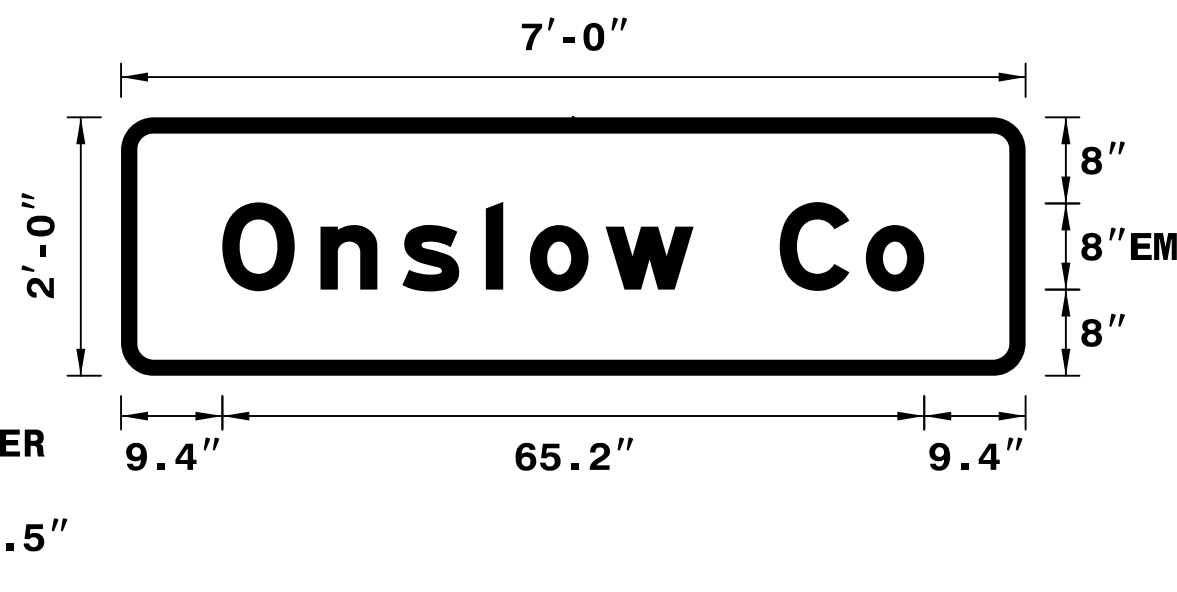
SIGN WIDTH: 7'-0"  
 HEIGHT: 2'-0"  
 TOTAL AREA: 14.0 Sq.Ft.

BORDER TYPE: FLUSH  
 RECESS: 0"  
 WIDTH: 1.5"  
 RADII: 3"

MAT'L: 0.125" ALUMINUM

NO. Z BARS: N/A  
 LENGTH: N/A

DESIGN BY: TRT                      CHECKED BY: ADK/CAJ  
 PROJECT ID: R-2514B,C              DIV: 03                      DATE: October 2014





NOTES:  
 1. Legend and border shall be direct applied Grade C reflective sheeting.  
 2. Background shall be Grade C reflective sheeting.

Spacing Factor is 1 unless specified otherwise

LETTER POSITIONS

Letter spacings are to start of next letter													Series/Size
													Text Length
9.4	10.3	8.8	9	5.3	7.8	8.2	8	8.8	5.4	9.4			EM 2000
													65.2



TIP NO. R-2514B,C	SHEET NO. SIGN-3D
APPROVED:  <small>DocuSigned by: Charles A. Johnson III 7802A0498CBF4F8</small>	
DATE: 2/2/2015	
SEAL	
	

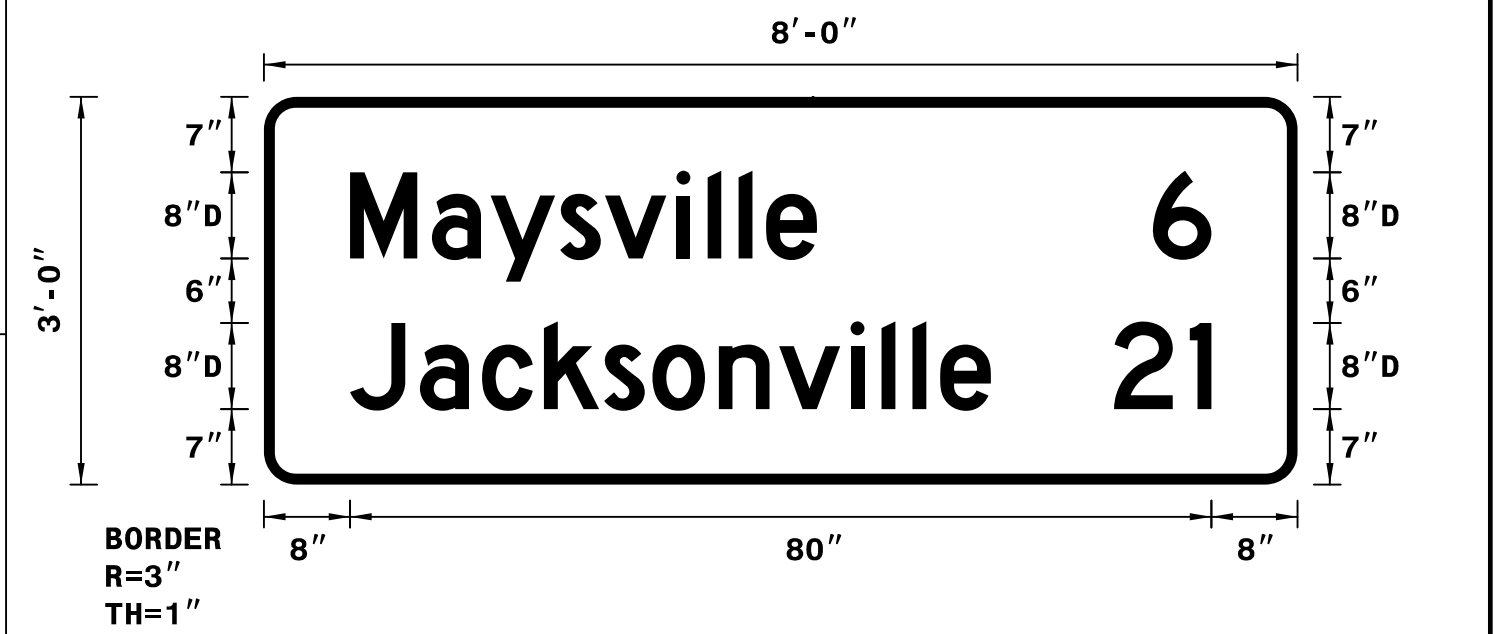
SIGN NUMBER: 320  
 TYPE: D  
 QUANTITY: 1  
 SIGN WIDTH: 8'-0"  
 HEIGHT: 3'-0"  
 TOTAL AREA: 24.0 Sq.Ft.  
 BORDER TYPE: FLUSH  
 RECESS: 0"  
 WIDTH: 1"  
 RADII: 3"  
 NO. Z BARS: N/A  
 LENGTH: N/A

BACKG COLOR: Green  
 COPY COLOR: White

SYMBOL	X	Y	WID	HT

MAT'L: 0.125" ALUMINUM

DESIGN BY: TRT  
 PROJECT ID: R-2514B,C  
 CHECKED BY: ADK/CAJ  
 DIV: 02  
 DATE: October 2014












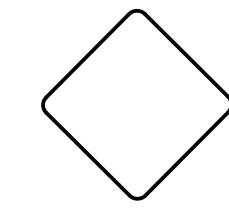



















Spacing Factor is 1 unless specified otherwise

LETTER POSITIONS

Letter spacings are to start of next letter


Series/Size	Text Length	M	a	y	s	v	i	l	l	e										
D 2000	43.4	8	7.6	5.4	6.5	4.2	6.6	2.9	2.9	2.6	4.7	44.6								
D 2000	5.4	82.6	5.4	8																
D 2000	59.5	8	6.5	5.8	5.8	5.6	4.5	6.2	5.6	6.6	2.9	2.9	2.6	4.7	28.5					
D 2000	9	79	7	2	8															

<p>401 QUANTITY REQ'D 17</p>  <p>30" X 30" W12-1</p> <p>ONE WOOD SUPPORT PER SIGN</p>	<p>406 QUANTITY REQ'D 1</p>  <p>18" X 18" OM1-3</p> <p>MOUNT BELOW SIGN 433 IN 1 INSTALLATION</p>	<p>411 QUANTITY REQ'D 1</p>  <p>48" X 60" R2-1</p> <p>TWO WOOD SUPPORTS PER SIGN</p>	<p>416 QUANTITY REQ'D 34</p>  <p>18" X 24" W1-8 (R)</p> <p>ONE WOOD SUPPORT PER SIGN</p>	<p>421 QUANTITY REQ'D 3</p>  <p>18" X 18" W13-1(P)</p> <p>MOUNT BELOW SIGN 414 IN 1 INSTALLATION MOUNT BELOW SIGN 423 IN 2 INSTALLATIONS</p>	<p>425 QUANTITY REQ'D 1</p>  <p>36" X 36" W3-5</p> <p>ONE WOOD SUPPORT PER SIGN</p>
<p>402 QUANTITY REQ'D 12</p>  <p>36" X 48" R2-1</p> <p>TWO WOOD SUPPORTS PER SIGN</p>	<p>407 QUANTITY REQ'D 4</p>  <p>36" X 36" R3-27</p> <p>MOUNT BELOW SIGN 405 IN 4 INSTALLATIONS</p>	<p>412 QUANTITY REQ'D 8</p>  <p>30" X 30" W3-1</p> <p>ONE WOOD SUPPORT PER SIGN</p>	<p>417 QUANTITY REQ'D 34</p>  <p>18" X 24" W1-8 (L)</p> <p>MOUNT ON BACK OF SIGN 416 IN 34 INSTALLATIONS</p>	<p>422 QUANTITY REQ'D 6</p>  <p>18" X 18" W13-1(P)</p> <p>MOUNT BELOW SIGN 414 IN 1 INSTALLATIONS MOUNT BELOW SIGN 418 IN 4 INSTALLATIONS MOUNT BELOW SIGN 430 IN 1 INSTALLATIONS</p>	<p>426 QUANTITY REQ'D 15</p>  <p>18" X 18" OM4-3</p> <p>ONE 7' U-CHANNEL PER SIGN</p>
<p>403 QUANTITY REQ'D 12</p>  <p>54" X 18" R6-1(L)</p> <p>TWO WOOD SUPPORTS PER SIGN</p>	<p>408 QUANTITY REQ'D 6</p>  <p>54" X 18" R6-1(R)</p> <p>TWO WOOD SUPPORTS PER SIGN</p>	<p>413 QUANTITY REQ'D 9</p>  <p>30" X 30" W14-1</p> <p>ONE WOOD SUPPORT PER SIGN</p>	<p>418 QUANTITY REQ'D 4</p>  <p>30" X 30" W1-3(L)</p> <p>ONE WOOD SUPPORT PER SIGN</p>	<p>423 QUANTITY REQ'D 2</p>  <p>30" X 30" W1-4(L)</p> <p>ONE WOOD SUPPORT PER SIGN</p>	<p>427 QUANTITY REQ'D 1</p>  <p>30" X 36" R2-1</p> <p>ONE WOOD SUPPORT PER SIGN</p>
<p>404 QUANTITY REQ'D 10</p>  <p>36" X 36" R3-4</p> <p>ONE WOOD SUPPORT PER SIGN</p>	<p>409 QUANTITY REQ'D 3</p>  <p>30" X 30" W14-2</p> <p>ONE WOOD SUPPORT PER SIGN</p>	<p>414 QUANTITY REQ'D 2</p>  <p>36" X 36" W1-10(R)</p> <p>ONE WOOD SUPPORT PER SIGN</p>	<p>419 QUANTITY REQ'D 2</p>  <p>48" X 48" W3-5</p> <p>TWO WOOD SUPPORTS PER SIGN</p>	<p>424 QUANTITY REQ'D 5</p>  <p>36" X 36" R1-2</p> <p>ONE WOOD SUPPORT PER SIGN</p>	<p>428 QUANTITY REQ'D 2</p>  <p>48" X 48" W3-5</p> <p>TWO WOOD SUPPORTS PER SIGN</p>
<p>405 QUANTITY REQ'D 20</p>  <p>36" X 36" R1-1</p> <p>ONE WOOD SUPPORT PER SIGN IN 14 INSTALLATIONS MOUNT BELOW SIGN 408 IN 6 INSTALLATIONS</p>	<p>410 QUANTITY REQ'D 2</p>  <p>48" X 24" W1-7</p> <p>TWO WOOD SUPPORTS PER SIGN</p>	<p>415 QUANTITY REQ'D 1</p>  <p>30" X 30" W1-2L</p> <p>ONE WOOD SUPPORT PER SIGN</p>	<p>420 QUANTITY REQ'D 1</p>  <p>36" X 36" W2-1</p> <p>ONE WOOD SUPPORT PER SIGN</p>		

TIP NO. R-2514B,C	SHEET NO. SIGN-3E
APPROVED: <u>Charles A. Johnson III</u> <small>7802A048BC9F4F8</small>	
DATE: 2/2/2015	
SEAL	
	

**TYPE 'E' SIGNS**

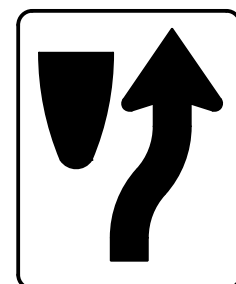
432 QUANTITY REQ'D 2



36" X 48"  
R2-1

TWO WOOD SUPPORTS PER SIGN

433 QUANTITY REQ'D 1




24" X 30"  
R4-7

ONE WOOD SUPPORT PER SIGN


TIP NO. R-2514B,C SHEET NO. SIGN-3F

APPROVED: Charles A. Johnson III  
DATE: 2/2/2015









<p>501</p> <p>1 - 36" X 18" 2 - 36" X 18" 2 - 36" X 36" 1 - 36" X 36" 1 - 30" X 21" 1 - 36" X 18"</p> <p>TWO WOOD SUPPORTS PER ASSEMBLY</p>	<p>507</p> <p>2 - 36" X 18" 2 - 36" X 18" 2 - 36" X 36" 2 - 30" X 21"</p> <p>TWO WOOD SUPPORTS PER ASSEMBLY</p>	<p>515</p> <p>2 - 24" X 12" 2 - 24" X 12" 2 - 24" X 24"</p> <p>TWO WOOD SUPPORTS PER ASSEMBLY</p>	<p>522</p> <p>1 - 36" X 18" 2 - 36" X 18" 2 - 36" X 36" 2 - 30" X 21"</p> <p>TWO WOOD SUPPORTS PER ASSEMBLY</p>	<p>529</p> <p>533</p> <p>542</p> <p>544</p> <p>2 - 36" X 18" 2 - 36" X 36" 2 - 36" X 36"</p> <p>TWO WOOD SUPPORTS PER ASSEMBLY</p>	<p>536</p> <p>541</p> <p>1 - 36" X 18" 2 - 36" X 18" 2 - 36" X 36" 2 - 36" X 36" 1 - 36" X 36" 1 - 30" X 21" 1 - 36" X 18"</p> <p>TWO WOOD SUPPORTS PER ASSEMBLY</p>
<p>502</p> <p>509</p> <p>519</p> <p>1 - 36" X 18" 1 - 36" X 36" 1 - 36" X 36"</p> <p>ONE WOOD SUPPORT PER ASSEMBLY</p>	<p>508</p> <p>2 - 36" X 18" 2 - 36" X 18" 2 - 36" X 36" 2 - 30" X 21"</p> <p>TWO WOOD SUPPORTS PER ASSEMBLY</p>	<p>516</p> <p>1 - 24" X 12" 2 - 24" X 12" 2 - 24" X 24" 2 - 21" X 15"</p> <p>TWO WOOD SUPPORTS PER ASSEMBLY</p>	<p>523</p> <p>1 - 36" X 18" 1 - 36" X 36" 1 - 30" X 21" 1 - 36" X 18" 2 - 36" X 18" 2 - 36" X 36" 2 - 30" X 21"</p> <p>TWO WOOD SUPPORTS PER ASSEMBLY</p>	<p>530</p> <p>534</p> <p>537</p> <p>545</p> <p>547</p> <p>2 - 36" X 18" 2 - 36" X 36"</p> <p>TWO WOOD SUPPORTS PER ASSEMBLY</p>	<p>548</p> <p>1 - 36" X 18" 1 - 36" X 36" 1 - 30" X 21" 1 - 36" X 18" 2 - 36" X 18" 2 - 36" X 36" 2 - 30" X 21"</p> <p>TWO WOOD SUPPORTS PER ASSEMBLY</p>
<p>503</p> <p>510</p> <p>1 - 36" X 18" 1 - 36" X 36"</p> <p>ONE WOOD SUPPORT PER ASSEMBLY</p>	<p>512</p> <p>1 - 36" X 18" 1 - 36" X 18" 1 - 36" X 36" 1 - 30" X 21"</p> <p>ONE WOOD SUPPORT PER ASSEMBLY</p>	<p>517</p> <p>1 - 30" X 21" 2 - 36" X 18" 1 - 36" X 18" 1 - 30" X 21" 2 - 36" X 36"</p> <p>TWO WOOD SUPPORTS PER ASSEMBLY</p>	<p>525</p> <p>1 - 24" X 12" 2 - 24" X 12" 2 - 24" X 24"</p> <p>TWO WOOD SUPPORTS PER ASSEMBLY</p>	<p>531</p> <p>538</p> <p>1 - 36" X 18" 2 - 36" X 18" 2 - 36" X 36" 2 - 36" X 36" 1 - 36" X 36" 1 - 30" X 21" 1 - 36" X 18"</p> <p>TWO WOOD SUPPORTS PER ASSEMBLY</p>	<p>549</p> <p>1 - 24" X 12" 1 - 24" X 12" 1 - 24" X 24"</p> <p>ONE WOOD SUPPORT PER ASSEMBLY</p>
<p>504</p> <p>505</p> <p>518</p> <p>1 - 36" X 18" 1 - 36" X 36"</p> <p>ONE WOOD SUPPORT PER ASSEMBLY</p>	<p>513</p> <p>1 - 36" X 18" 1 - 36" X 18" 1 - 36" X 36" 1 - 30" X 21"</p> <p>ONE WOOD SUPPORT PER ASSEMBLY</p>	<p>520</p> <p>528</p> <p>535</p> <p>540</p> <p>546</p> <p>2 - 36" X 18" 2 - 36" X 36"</p> <p>TWO WOOD SUPPORTS PER ASSEMBLY</p>	<p>526</p> <p>558</p> <p>1 - 21" X 15" 1 - 24" X 24"</p> <p>ONE WOOD SUPPORT PER ASSEMBLY</p>	<p>532</p> <p>539</p> <p>543</p> <p>2 - 36" X 18" 2 - 36" X 36" 2 - 36" X 36"</p> <p>TWO WOOD SUPPORTS PER ASSEMBLY</p>	<p>550</p> <p>1 - 24" X 12" 1 - 24" X 12" 1 - 24" X 24" 1 - 21" X 15" 2 - 24" X 12" 2 - 24" X 24" 2 - 21" X 15"</p> <p>TWO WOOD SUPPORTS PER ASSEMBLY</p>
<p>506</p> <p>511</p> <p>1 - 30" X 21" 1 - 36" X 18" 1 - 36" X 18" 1 - 36" X 36"</p> <p>ONE WOOD SUPPORT PER ASSEMBLY</p>	<p>514</p> <p>524</p> <p>1 - 36" X 18" 1 - 36" X 36" 1 - 36" X 36"</p> <p>ONE WOOD SUPPORT PER ASSEMBLY</p>	<p>521</p> <p>1 - 30" X 21" 1 - 36" X 18" 1 - 36" X 18" 1 - 36" X 36"</p> <p>ONE WOOD SUPPORT PER ASSEMBLY</p>	<p>527</p> <p>1 - 24" X 12" 1 - 24" X 24" 1 - 21" X 15" 1 - 24" X 12" 2 - 24" X 12" 2 - 24" X 24" 2 - 21" X 15"</p> <p>TWO WOOD SUPPORTS PER ASSEMBLY</p>		

TIP NO. R-2514B,C	SHEET NO. SIGN-3G
APPROVED:	
DATE: 2/2/2015	
SEAL	







TIP NO. R-2514B,C	SHEET NO. SIGN-3H
APPROVED: <u>Charles A. Johnson III</u> <small>DocuSigned by: 7802A048C8F4F8</small>	
DATE: 2/2/2015	
SEAL	
	

**554**

	1 - 24" X 12"
	2 - 24" X 12"
	2 - 24" X 24"
	2 - 24" X 24"
	2 - 21" X 15"
	2 - 21" X 15"




TWO WOOD SUPPORTS PER ASSEMBLY

**555**

	1 - 24" X 12"
	2 - 24" X 12"
	2 - 24" X 24"
	2 - 24" X 24"
	2 - 21" X 15"
	2 - 21" X 15"

TWO WOOD SUPPORTS PER ASSEMBLY

**556**  
**557**

	1 - 24" X 12"
	1 - 24" X 12"
	1 - 24" X 24"

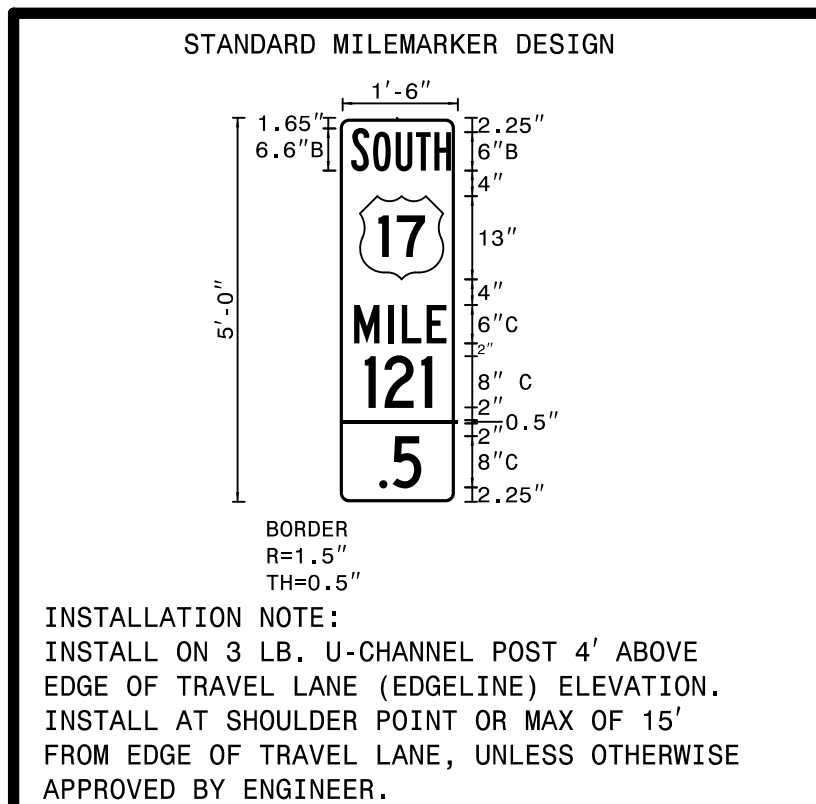
ONE WOOD SUPPORT PER ASSEMBLY

<p>STANDARD MILEMARKER DESIGN</p> <p>BORDER R=1.5" TH=0.5"</p> <p>INSTALLATION NOTE: INSTALL ON 3 LB. U-CHANNEL POST 4' ABOVE EDGE OF TRAVEL LANE (EDGE LINE) ELEVATION. INSTALL AT SHOULDER POINT OR MAX OF 15' FROM EDGE OF TRAVEL LANE, UNLESS OTHERWISE APPROVED BY ENGINEER.</p>	<p>18" X 54"</p> <p>ONE "U" POST PER SIGN</p>	<p>18" X 60"</p> <p>ONE "U" POST PER SIGN</p>	<p>18" X 54"</p> <p>ONE "U" POST PER SIGN</p>	<p>18" X 60"</p> <p>ONE "U" POST PER SIGN</p>	
	<p>18" X 60"</p> <p>ONE "U" POST PER SIGN</p>	<p>18" X 54"</p> <p>ONE "U" POST PER SIGN</p>	<p>18" X 60"</p> <p>ONE "U" POST PER SIGN</p>	<p>18" X 54"</p> <p>ONE "U" POST PER SIGN</p>	
	<p>18" X 54"</p> <p>ONE "U" POST PER SIGN</p>	<p>18" X 60"</p> <p>ONE "U" POST PER SIGN</p>	<p>18" X 54"</p> <p>ONE "U" POST PER SIGN</p>	<p>18" X 60"</p> <p>ONE "U" POST PER SIGN</p>	
	<p>18" X 60"</p> <p>ONE "U" POST PER SIGN</p>	<p>18" X 54"</p> <p>ONE "U" POST PER SIGN</p>	<p>18" X 60"</p> <p>ONE "U" POST PER SIGN</p>	<p>18" X 54"</p> <p>ONE "U" POST PER SIGN</p>	
	<p>18" X 54"</p> <p>ONE "U" POST PER SIGN</p>	<p>18" X 60"</p> <p>ONE "U" POST PER SIGN</p>	<p>18" X 54"</p> <p>ONE "U" POST PER SIGN</p>		

TIP NO. R-2514B,C	SHEET NO. SIGN-31
APPROVED: 7802A0498CBF4F8	
DATE: 2/2/2015	
SEAL	

**MILEMARKERS  
(NORTHBOUND DIRECTION)**







ONE "U" POST PER SIGN

ONE "U" POST PER SIGN

ONE "U" POST PER SIGN

ONE "U" POST PER SIGN

ONE "U" POST PER SIGN

TIP NO. R-2514B,C	SHEET NO. SIGN-3J
APPROVED:  7802A0468CBF4F8	
DATE: 2/2/2015	
SEAL 	

ONE "U" POST PER SIGN

ONE "U" POST PER SIGN

ONE "U" POST PER SIGN

ONE "U" POST PER SIGN

ONE "U" POST PER SIGN

ONE "U" POST PER SIGN

ONE "U" POST PER SIGN

ONE "U" POST PER SIGN

ONE "U" POST PER SIGN

ONE "U" POST PER SIGN

ONE "U" POST PER SIGN

ONE "U" POST PER SIGN

ONE "U" POST PER SIGN

ONE "U" POST PER SIGN

ONE "U" POST PER SIGN

ONE "U" POST PER SIGN

ONE "U" POST PER SIGN

ONE "U" POST PER SIGN

ONE "U" POST PER SIGN

ONE "U" POST PER SIGN

ONE "U" POST PER SIGN

ONE "U" POST PER SIGN

ONE "U" POST PER SIGN

ONE "U" POST PER SIGN


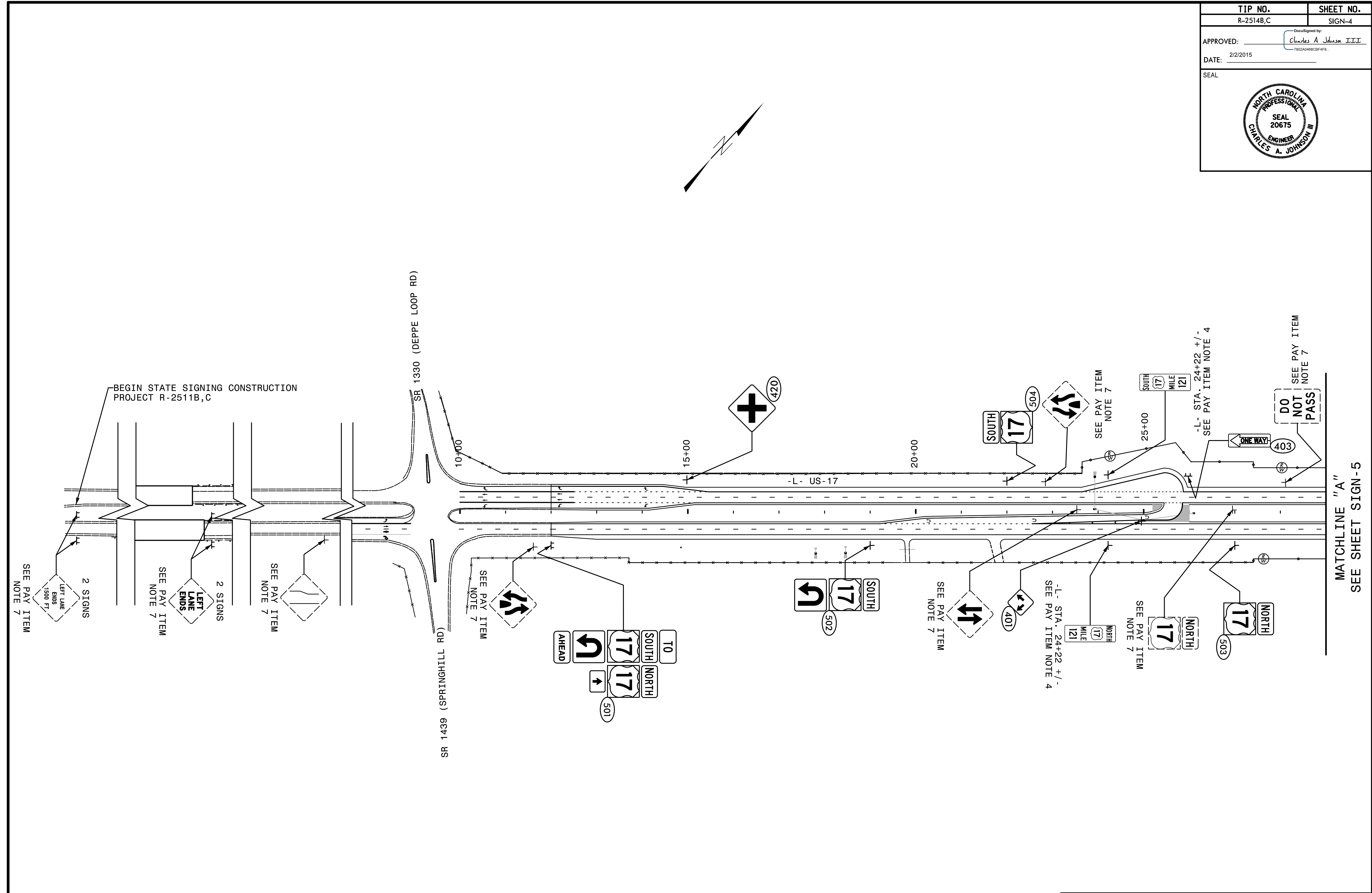
ONE "U" POST PER SIGN

ONE "U" POST PER SIGN

ONE "U" POST PER SIGN

ONE "U" POST PER SIGN

TIP NO. R-2514B,C	SHEET NO. SIGN-4
APPROVED: <i>Charles A. Johnson III</i> <small>7802A0468CB4F8</small>	
DATE: 2/2/2015	
SEAL	


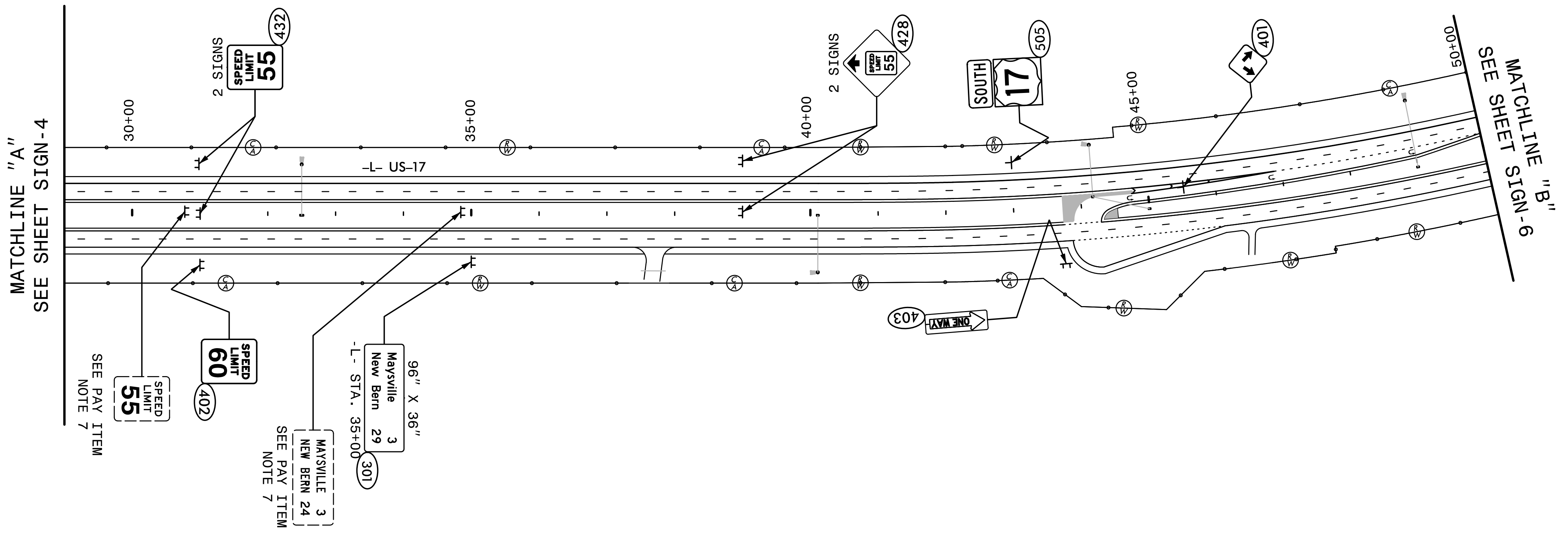



**HNTB** HNTB NORTH CAROLINA, P.C.  
343 E. Six Forks Road, Suite 200  
Raleigh, North Carolina 27609  
NC License No: C-1554

**EXISTING AND PROPOSED SIGNS  
STA. 12+00 TO 29+00**

MATCHLINE "A"  
SEE SHEET SIGN-5

TIP NO. R-2514B,C	SHEET NO. SIGN-5
APPROVED: <u>Charles A. Johnson III</u> <small>7802A0489C8F4F8</small>	
DATE: 2/2/2015	
SEAL	

MATCHLINE "A"  
SEE SHEET SIGN-4

MATCHLINE "B"  
SEE SHEET SIGN-6


SEE PAY ITEM  
NOTE 7


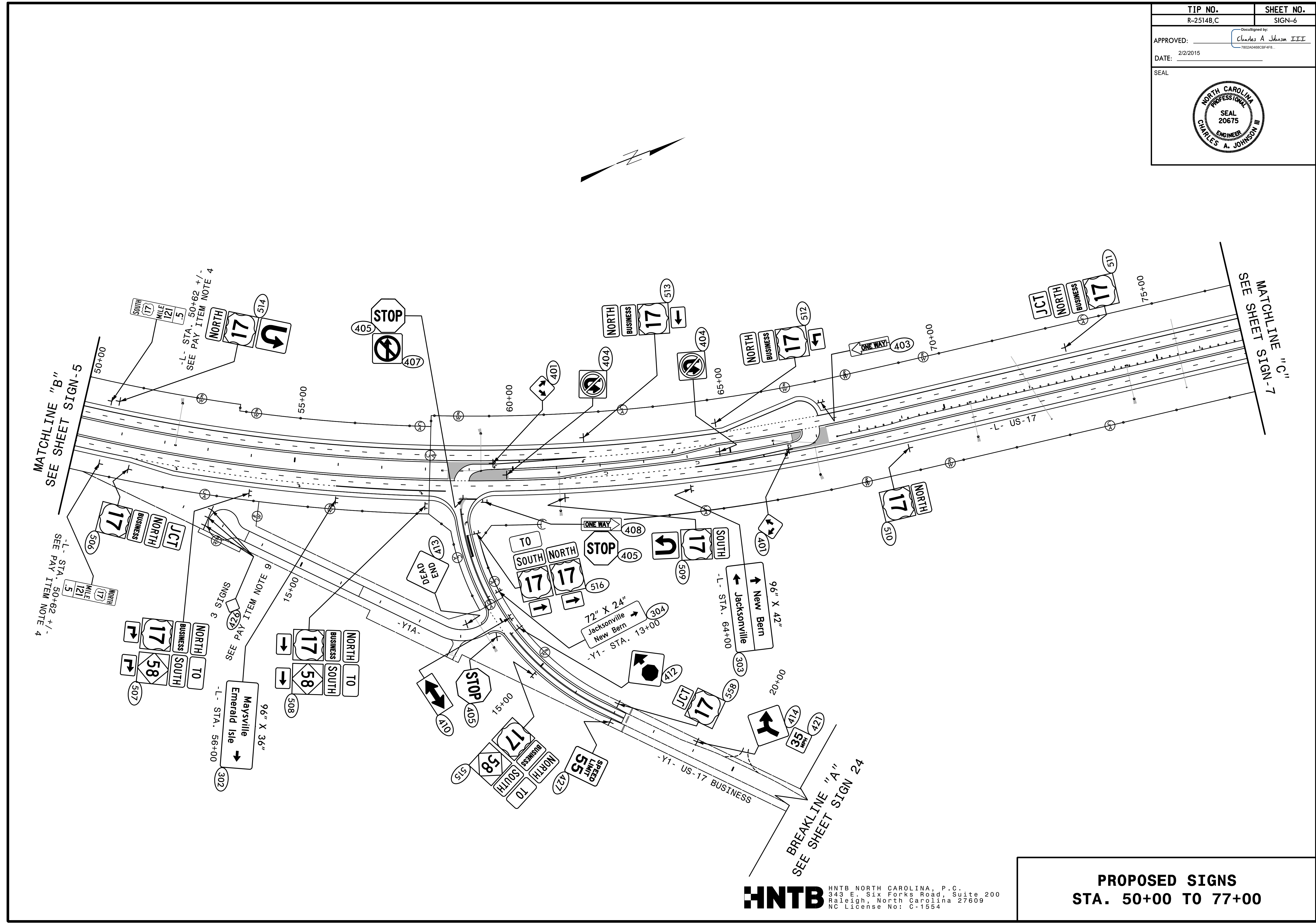
SEE PAY ITEM  
NOTE 7

**HNTB** HNTB NORTH CAROLINA, P.C.  
343 E. Six Forks Road, Suite 200  
Raleigh, North Carolina 27609  
NC License No: C-1554

**EXISTING AND  
PROPOSED SIGNS  
STA. 29+00 TO 50+00**


TIP NO. R-2514B,C	SHEET NO. SIGN-6
APPROVED: <u>Charles A. Johnson III</u> <small>7802A0468CB4F48</small>	
DATE: 2/2/2015	
SEAL	

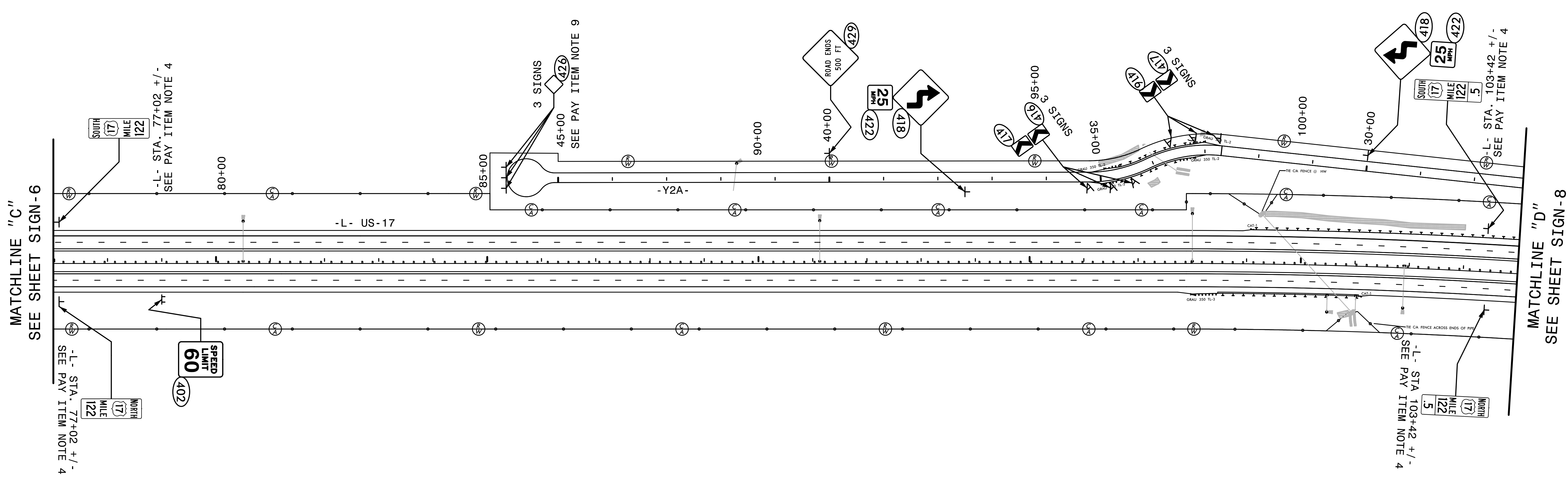





**HNTB** HNTB NORTH CAROLINA, P.C.  
343 E. Six Forks Road, Suite 200  
Raleigh, North Carolina 27609  
NC License No: C-1554

**PROPOSED SIGNS**  
**STA. 50+00 TO 77+00**


TIP NO. R-2514B,C	SHEET NO. SIGN-7
APPROVED: <u>Charles A. Johnson III</u> <small>DocuSigned by: Charles A. Johnson III 7802A468CBF4F8</small>	
DATE: 2/2/2015	
SEAL	
	

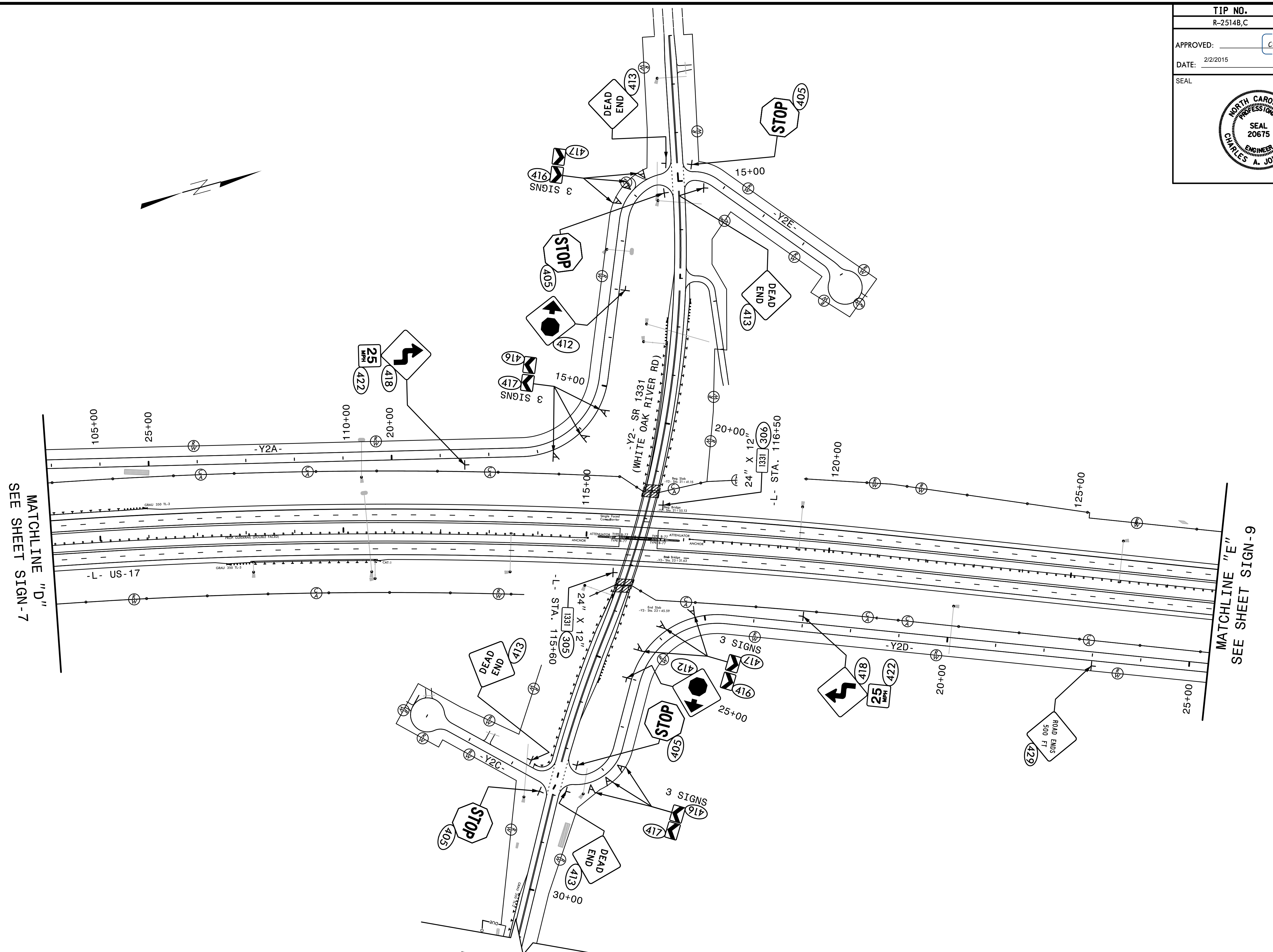


MATCHLINE "C"  
SEE SHEET SIGN-6

MATCHLINE "D"  
SEE SHEET SIGN-8

**PROPOSED SIGNS**  
**STA. 77+00 TO 104+00**

TIP NO. R-2514B,C	SHEET NO. SIGN-8
APPROVED: <u>Charles A. Johnson III</u> 7802AM69CBF4E8	
DATE: 2/2/2015	
SEAL	
	



MATCHLINE "D"  
SEE SHEET SIGN-7



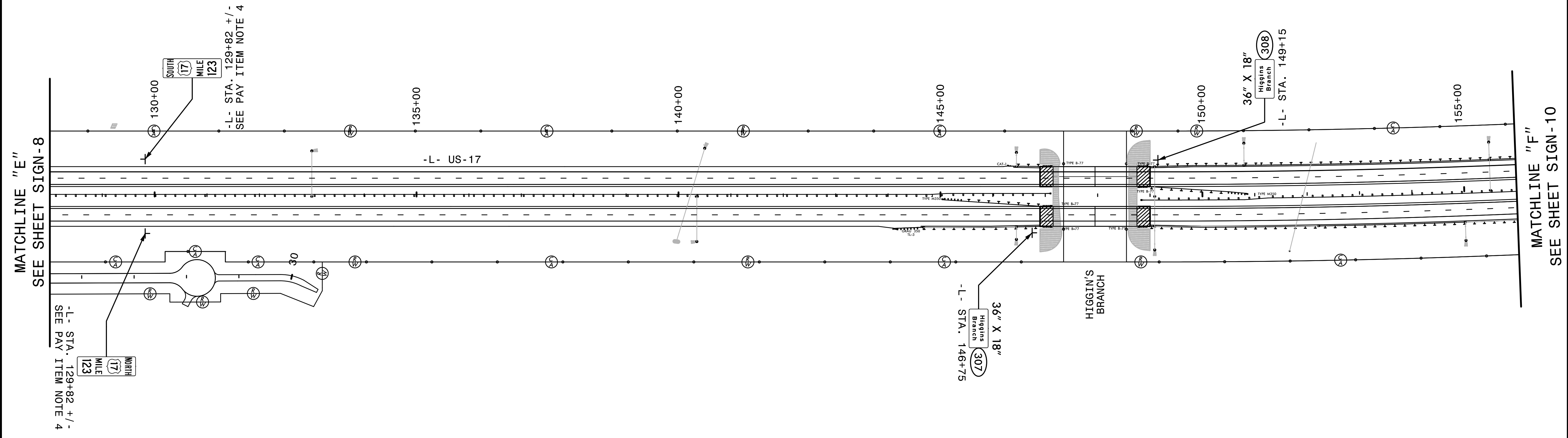
MATCHLINE "E"  
SEE SHEET SIGN-9

BREAKLINE "B"  
SEE SHEET SIGN 24

**HNTB** HNTB NORTH CAROLINA, P.C.  
343 E. Six Forks Road, Suite 200  
Raleigh, North Carolina 27609  
NC License No: C-1554

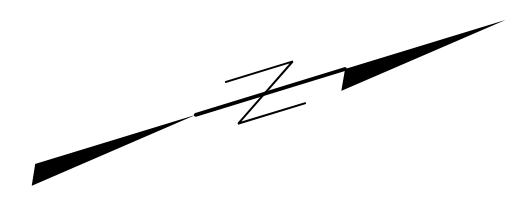
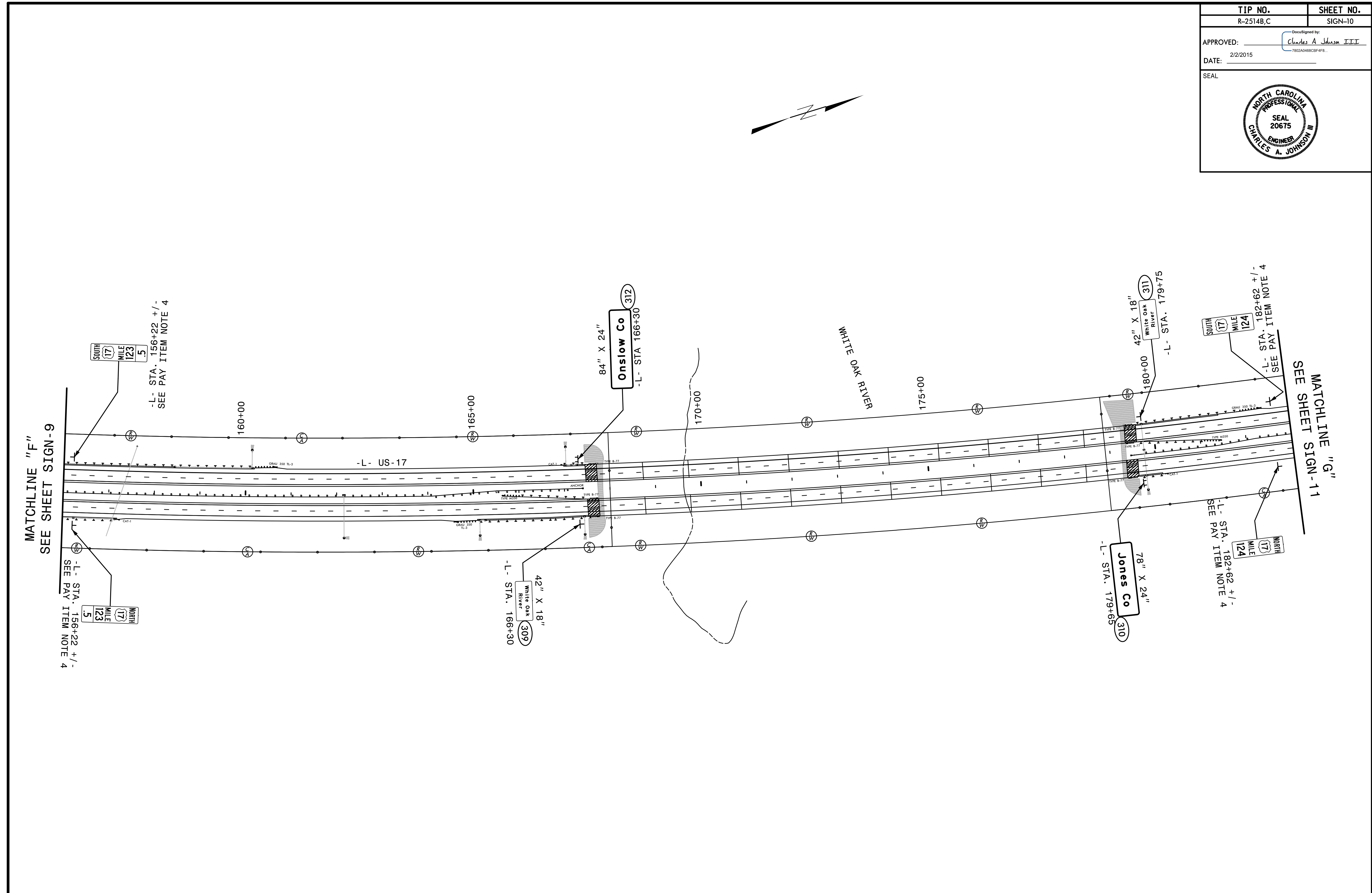
**PROPOSED SIGNS**  
**STA. 104+00 TO 128+00**

TIP NO. R-2514B,C	SHEET NO. SIGN-9
APPROVED: <u>Charles A. Johnson III</u> <small>DocuSigned by: 7802A468CBF4F8</small>	
DATE: 2/2/2015	
SEAL	

TIP NO. R-2514B,C	SHEET NO. SIGN-10
APPROVED: <u>Charles A. Johnson III</u> <small>DocuSigned by: 780CA0489C8F4F9.</small>	
DATE: 2/2/2015	
SEAL	


**SEAL**  
20675  
ENGINEER  
CHARLES A. JOHNSON III

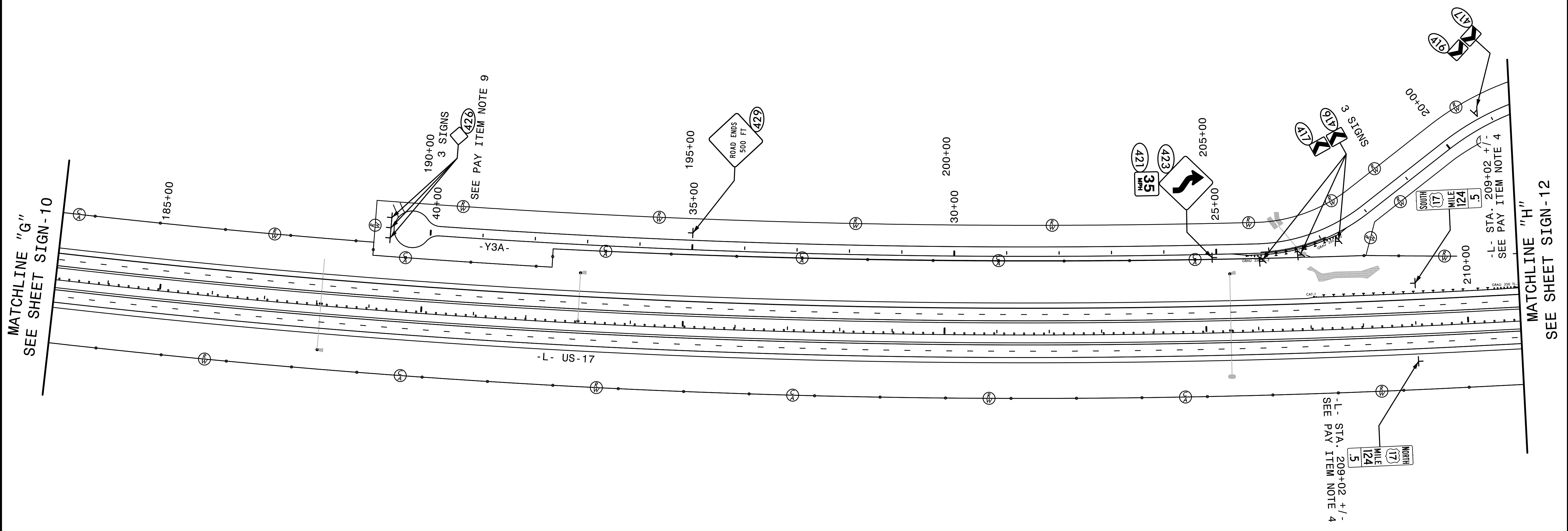
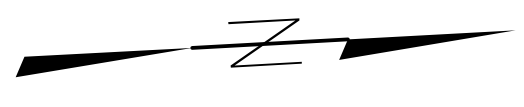


**PROPOSED SIGNS**  
**STA. 156+00 TO 183+00**




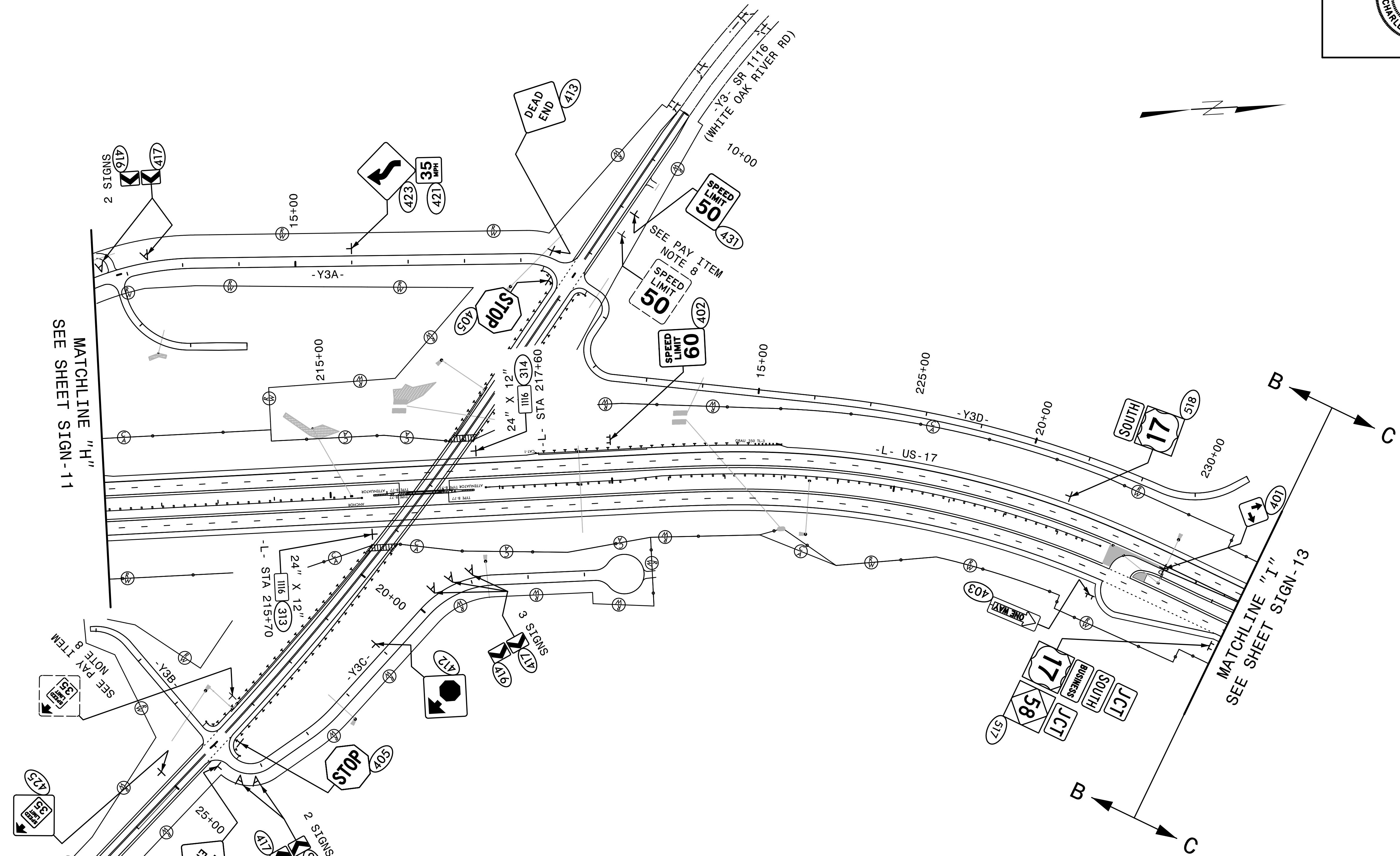
TIP NO. R-2514B,C	SHEET NO. SIGN-11
APPROVED: <u>Charles A. Johnson III</u> <small>DocuSigned by: 7802A468CB4F48</small>	
DATE: 2/2/2015	
SEAL	





TIP NO. R-2514B,C	SHEET NO. SIGN-12
APPROVED: <u>Charles A. Johnson III</u> <small>7802A0468CBF4F8</small>	
DATE: 2/2/2015	
SEAL	






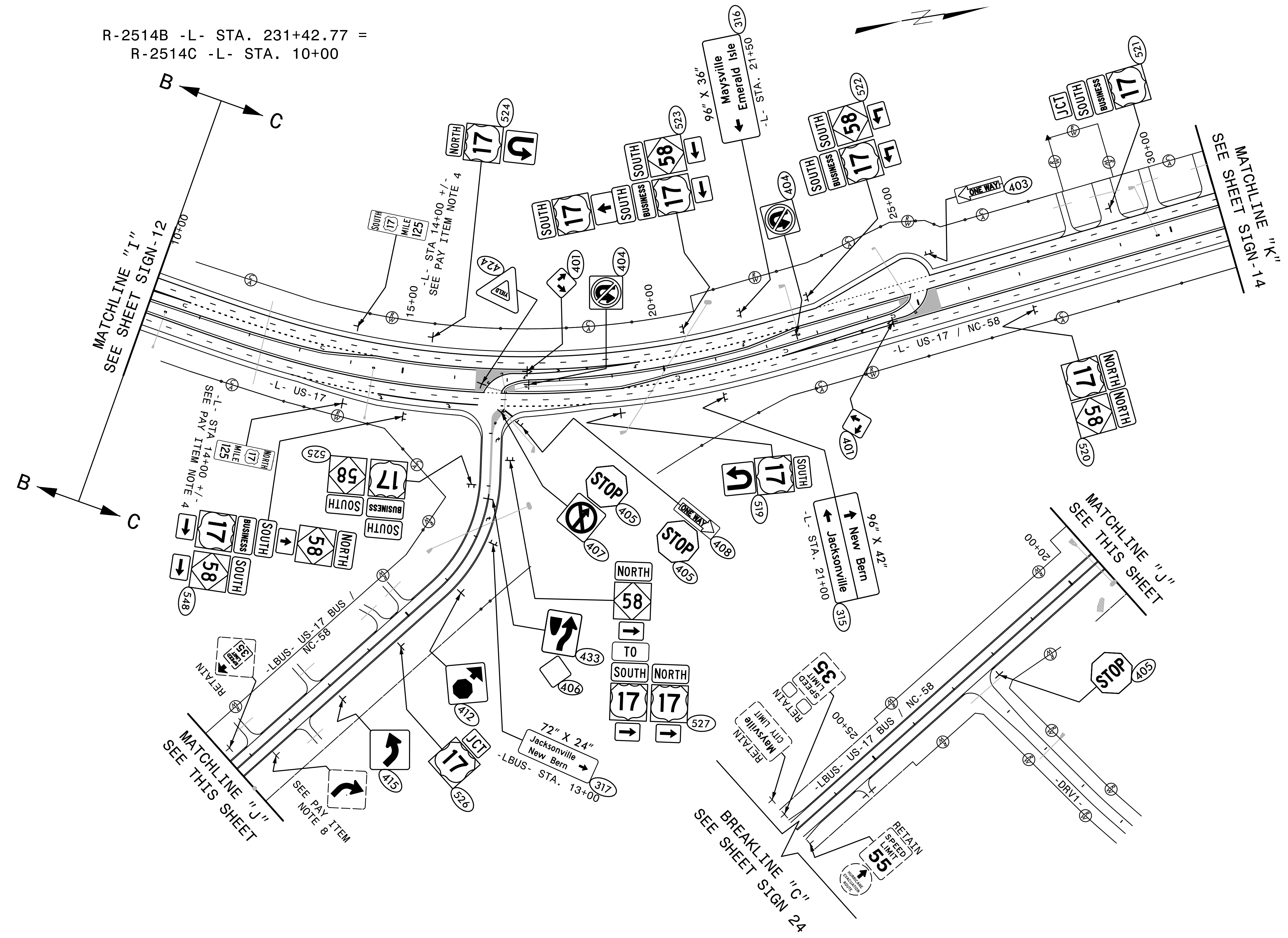
R-2514B -L- STA. 231+42.77 =  
R-2514C -L- STA. 10+00

**EXISTING AND  
PROPOSED SIGNS  
STA. 211+00 TO 231+42**

TIP NO. R-2514B,C	SHEET NO. SIGN-13
APPROVED: <u>Charles A. Johnson III</u> <small>DocuSigned by: Charles A. Johnson III 7802A0468CF4EB</small>	
DATE: 2/2/2015	
SEAL	




R-2514B -L- STA. 231+42.77 =  
R-2514C -L- STA. 10+00

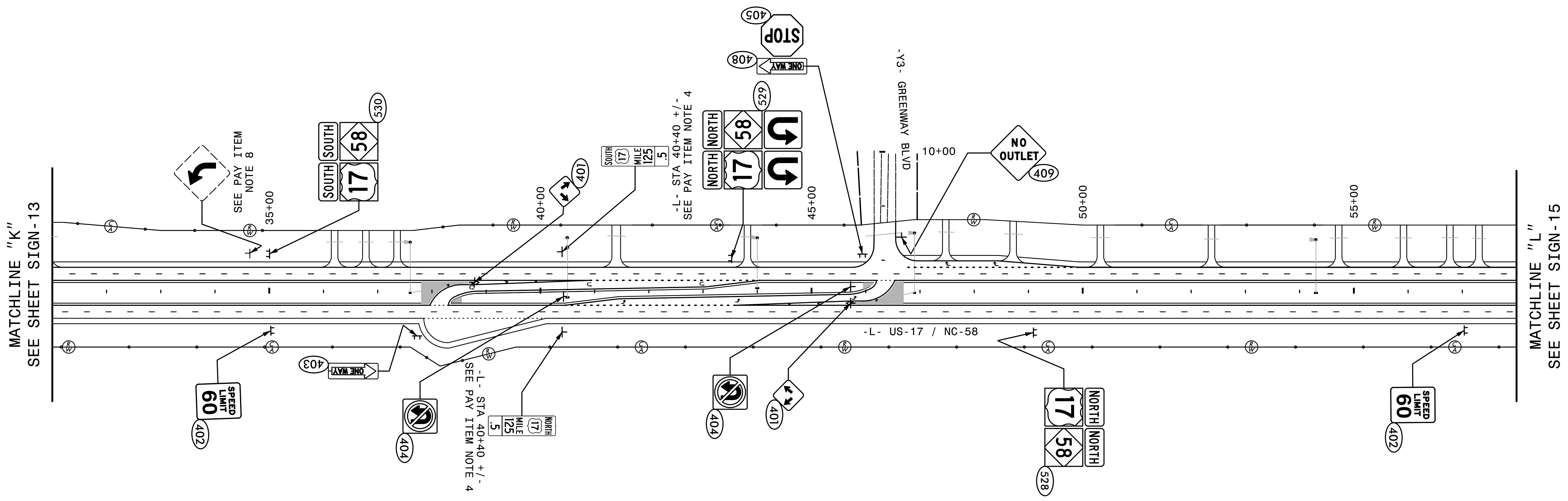
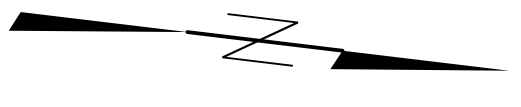


**HNTB** HNTB NORTH CAROLINA, P.C.  
343 E. Six Forks Road, Suite 200  
Raleigh, North Carolina 27609  
NC License No: C-1554

**EXISTING AND  
PROPOSED SIGNS  
STA. 10+00 TO 31+00**


TIP NO. R-2514B,C	SHEET NO. SIGN-14
APPROVED: <i>Charles A. Johnson III</i> <small>DocuSigned by: Charles A. Johnson III 7802A0485C9F4F8</small>	
DATE: 2/2/2015	
SEAL	

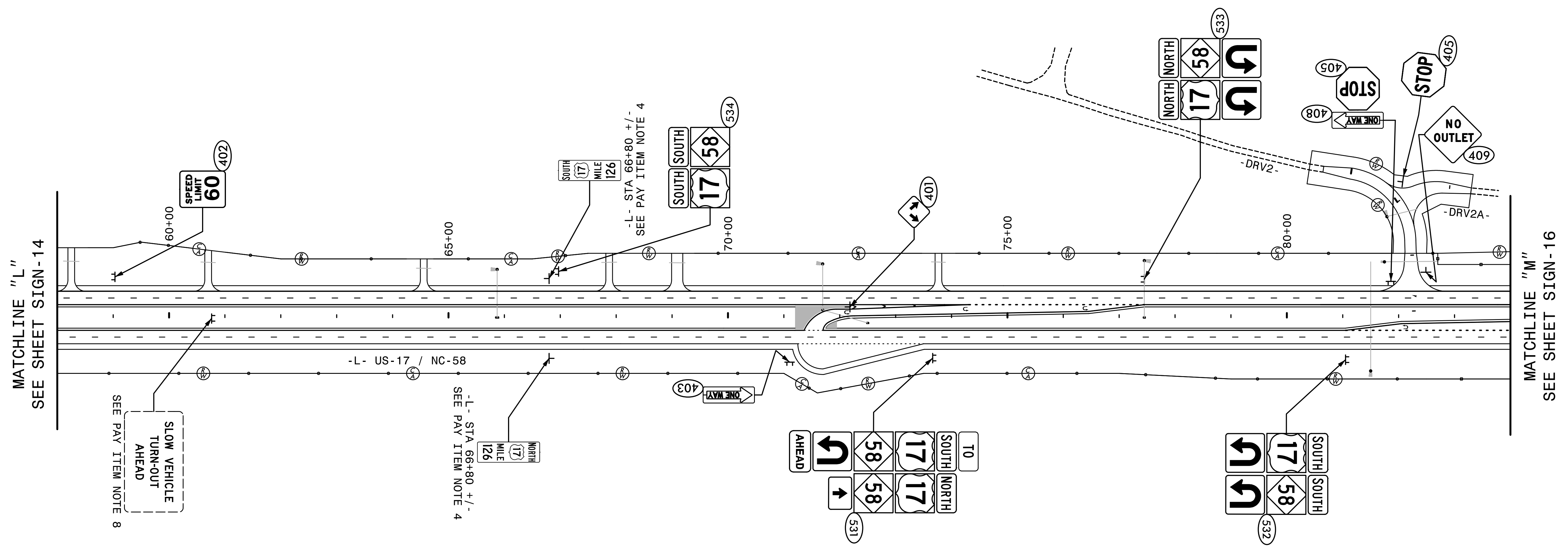
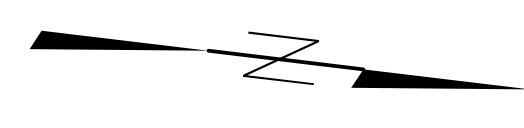




**HNTB** HNTB NORTH CAROLINA, P.C.  
343 E. Six Forks Road, Suite 200  
Raleigh, North Carolina 27609  
NC License No: C-1554


**EXISTING AND  
PROPOSED SIGNS  
STA. 31+00 TO 58+00**

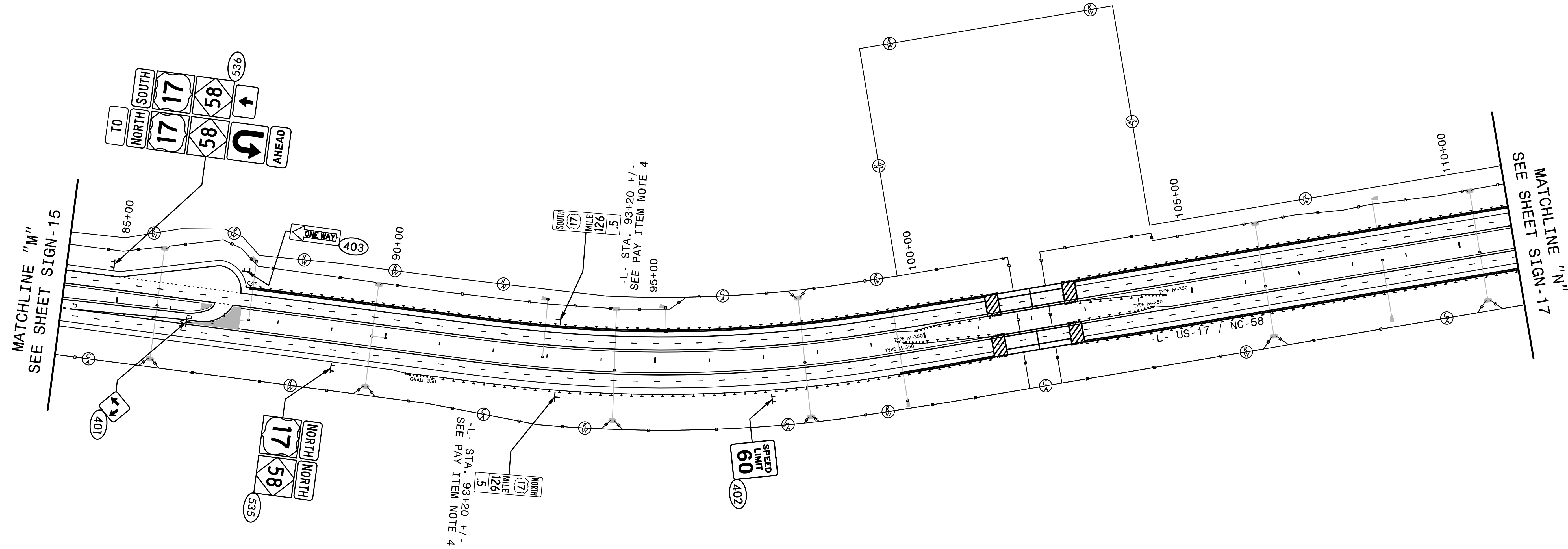
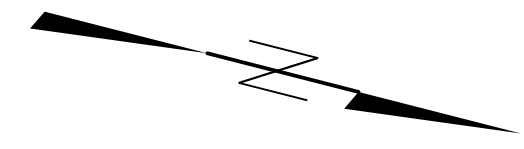
TIP NO. R-2514B,C	SHEET NO. SIGN-15
APPROVED: <u>Charles A. Johnson III</u> <small>DocuSigned by: Charles A. Johnson III 7802A0468C8F4EB</small>	
DATE: 2/2/2015	
SEAL	
	




**EXISTING AND  
 PROPOSED SIGNS  
 STA. 58+00 TO 84+00**

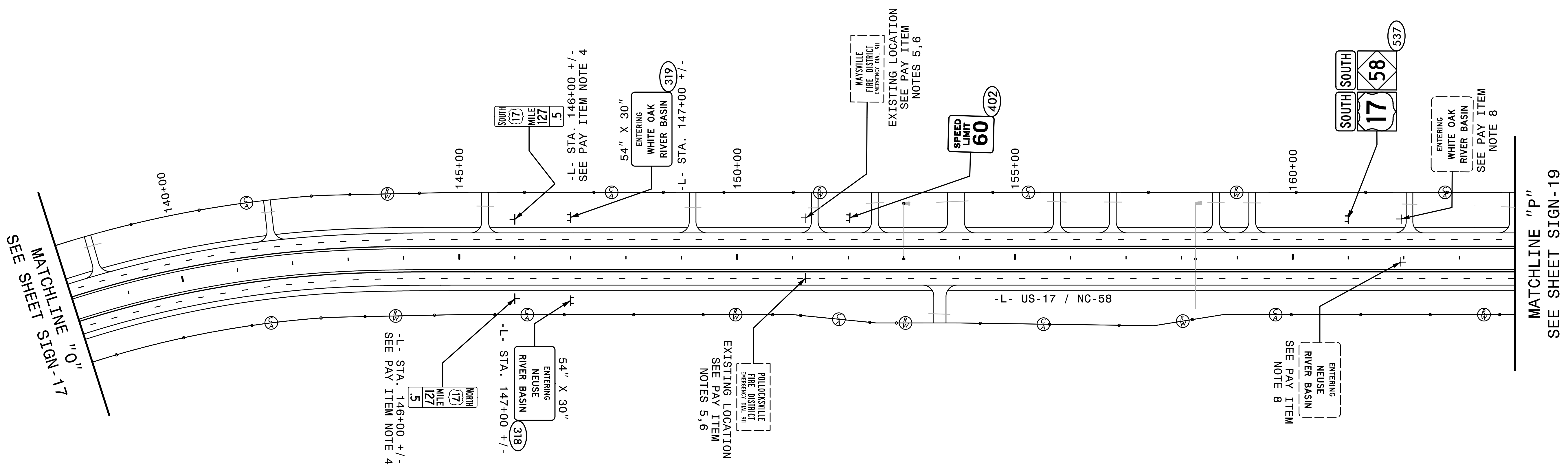

TIP NO. R-2514B,C	SHEET NO. SIGN-16
APPROVED: <u>Charles A. Johnson III</u> <small>7802A468CBF4F8</small>	
DATE: 2/2/2015	
SEAL	








TIP NO. R-2514B,C	SHEET NO. SIGN-18
APPROVED: <u>Charles A. Johnson III</u> <small>DocuSigned by: 7802A0468CB4F48...</small>	
DATE: 2/2/2015	
SEAL	
	

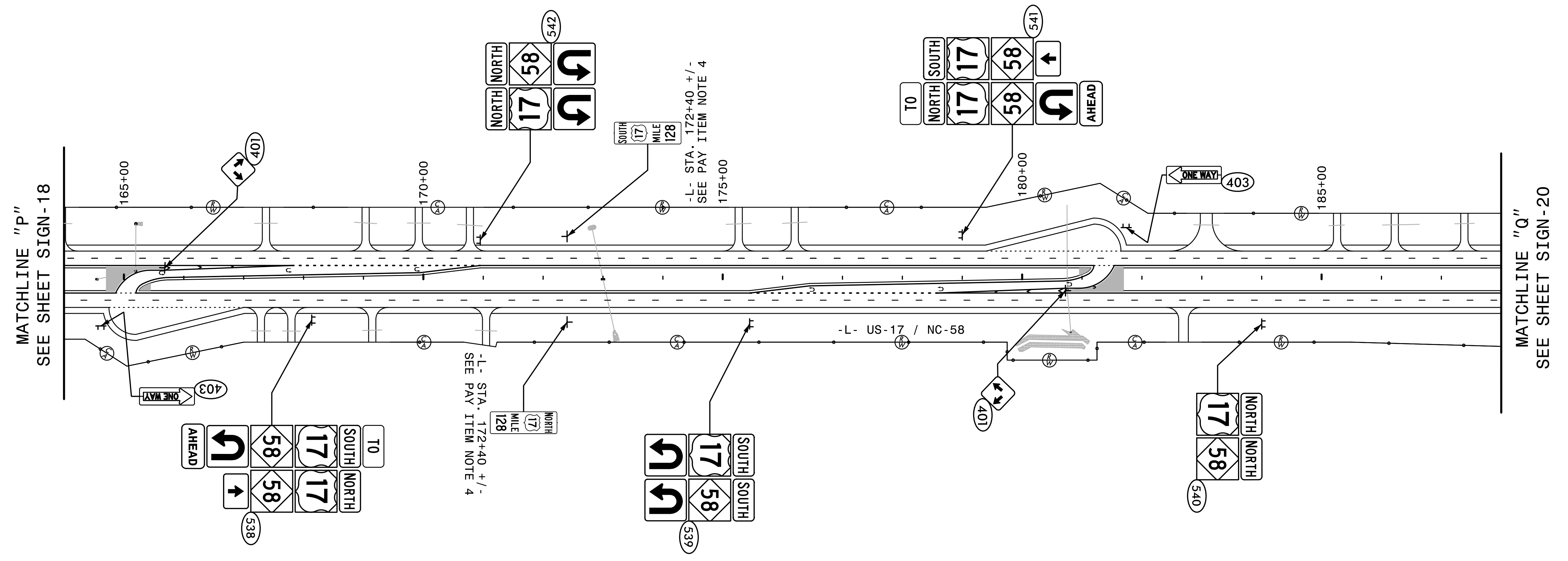
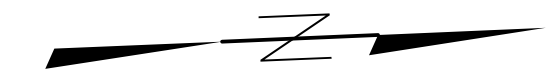


**EXISTING AND  
PROPOSED SIGNS  
STA. 138+00 TO 164+00**


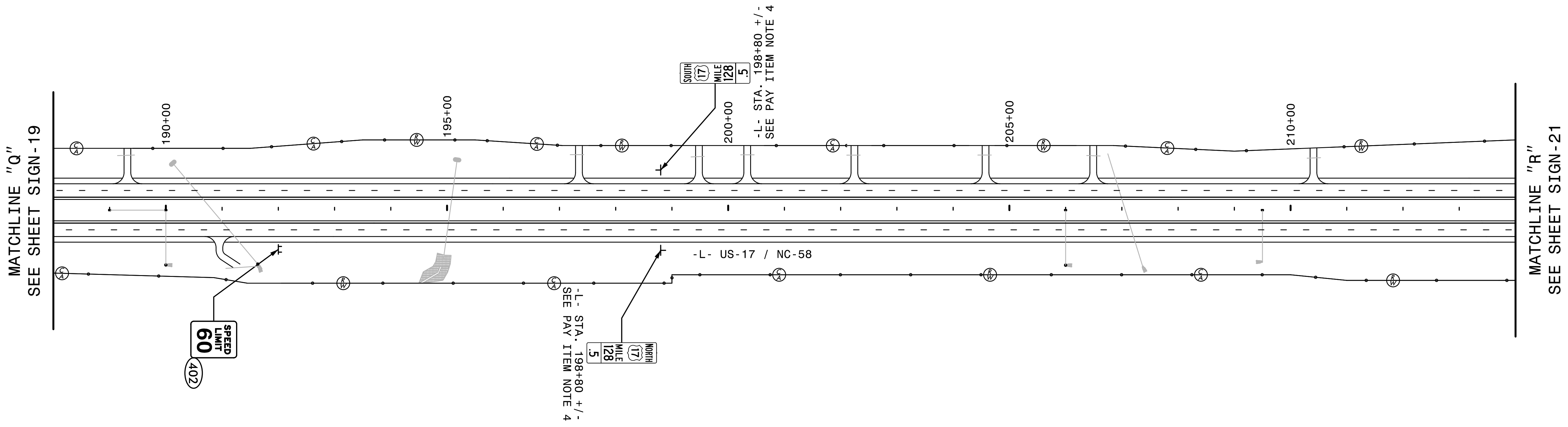
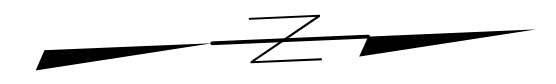



TIP NO. R-2514B,C	SHEET NO. SIGN-19
APPROVED: <u>Charles A. Johnson III</u> <small>DocuSigned by: 7802A0468CB4F83</small>	
DATE: 2/2/2015	
SEAL	

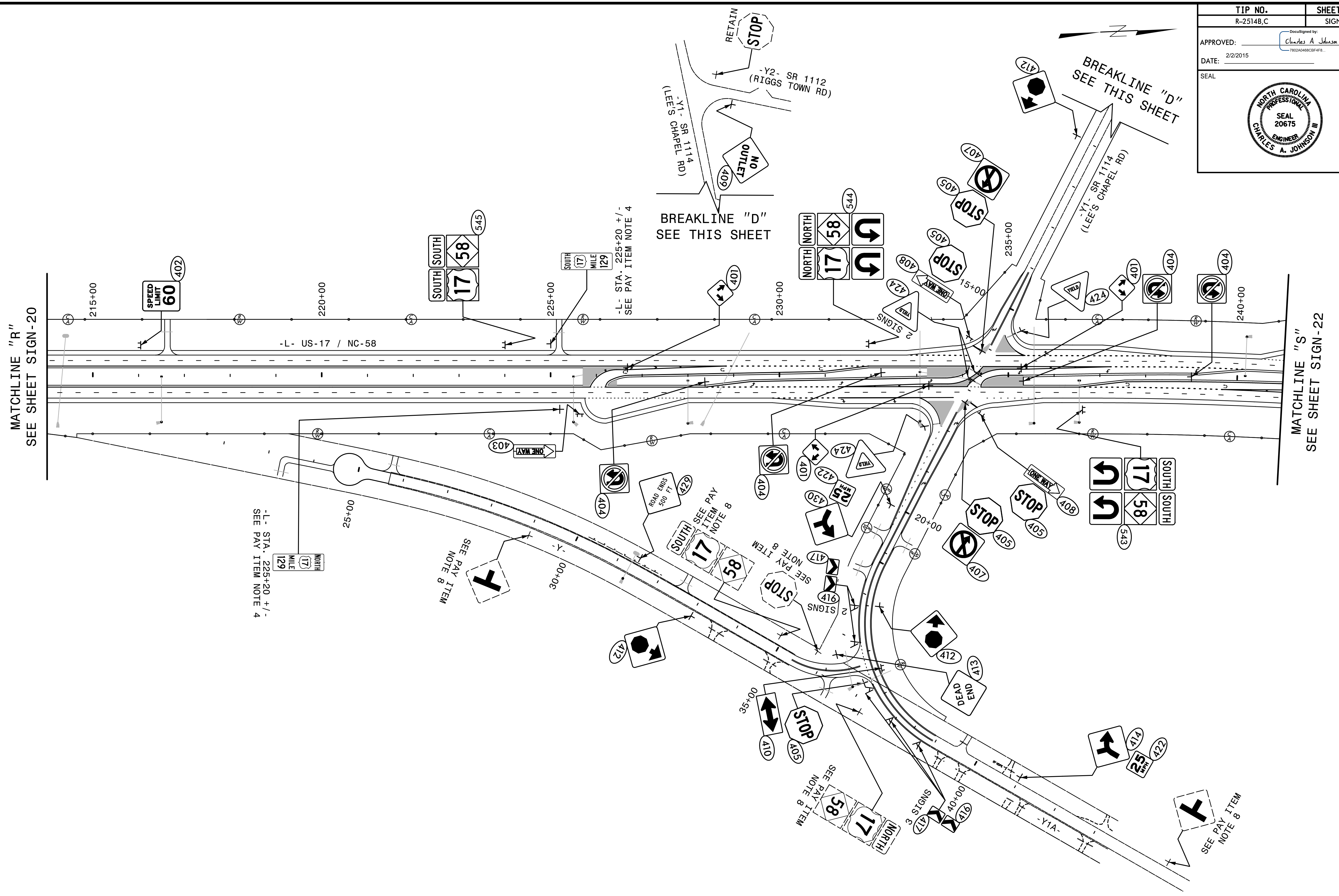




TIP NO. R-2514B,C	SHEET NO. SIGN-20
APPROVED: <u>Charles A. Johnson III</u> <small>7802A048C8F4E8</small>	
DATE: 2/2/2015	
SEAL	

TIP NO. R-2514B,C	SHEET NO. SIGN-21
APPROVED: <u>Charles A. Johnson III</u> <small>DocuSigned by: 7802A048C8F4E8</small>	
DATE: 2/2/2015	
SEAL	
	




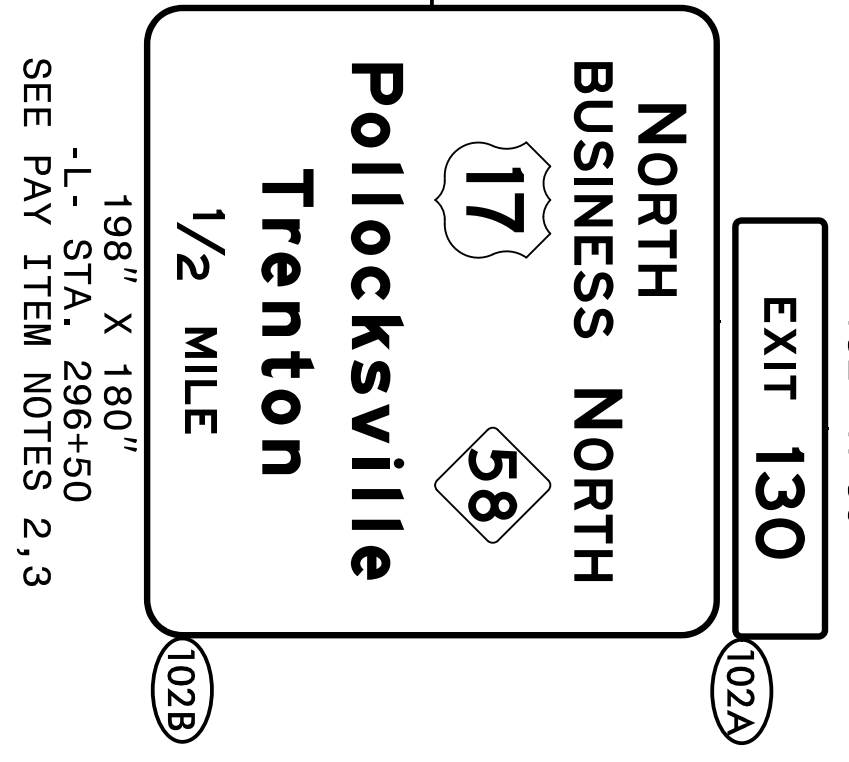
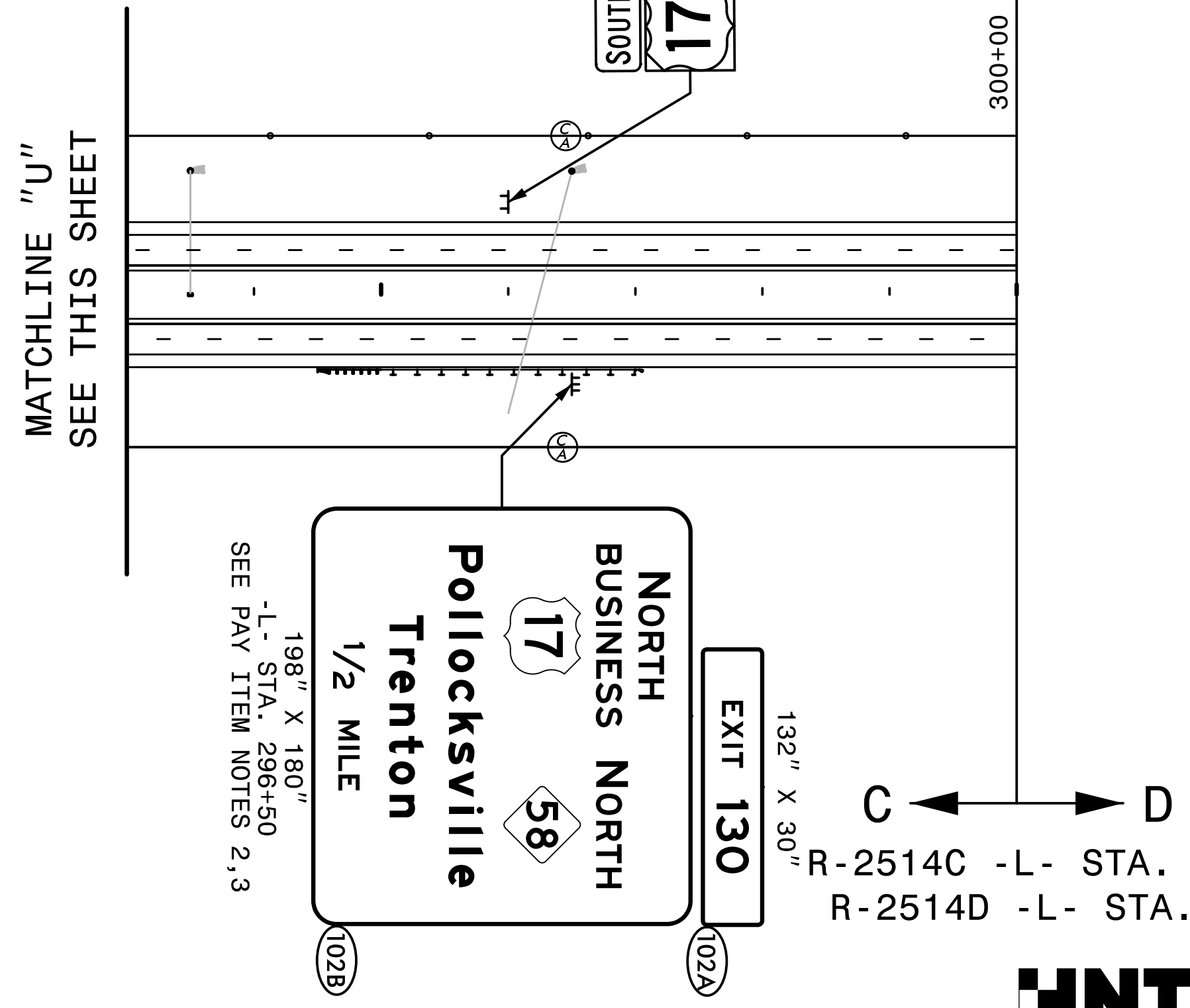
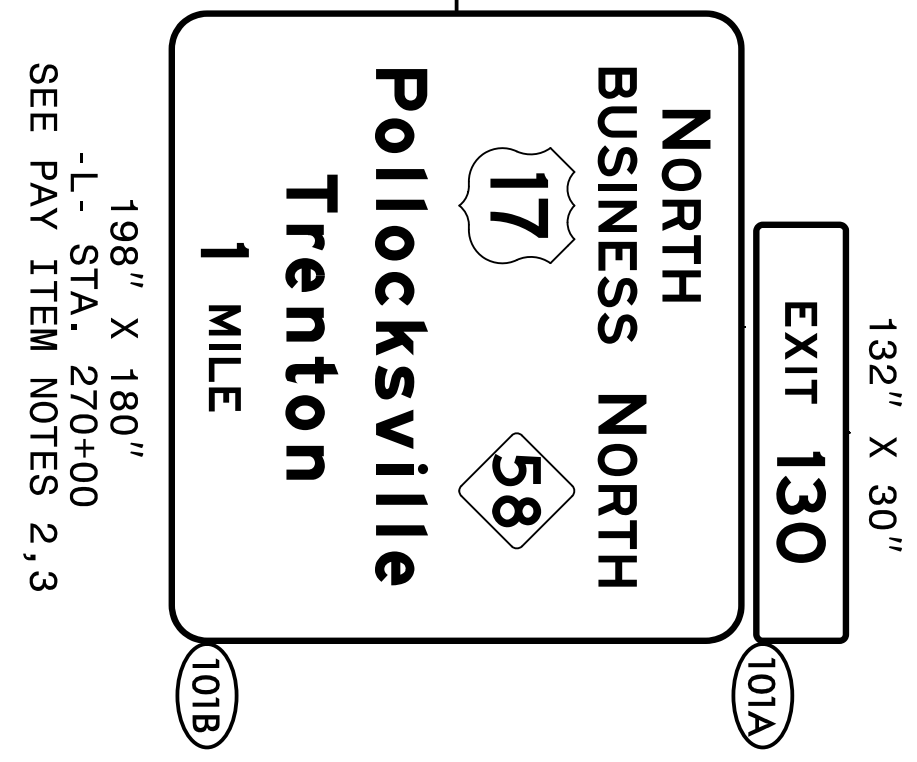
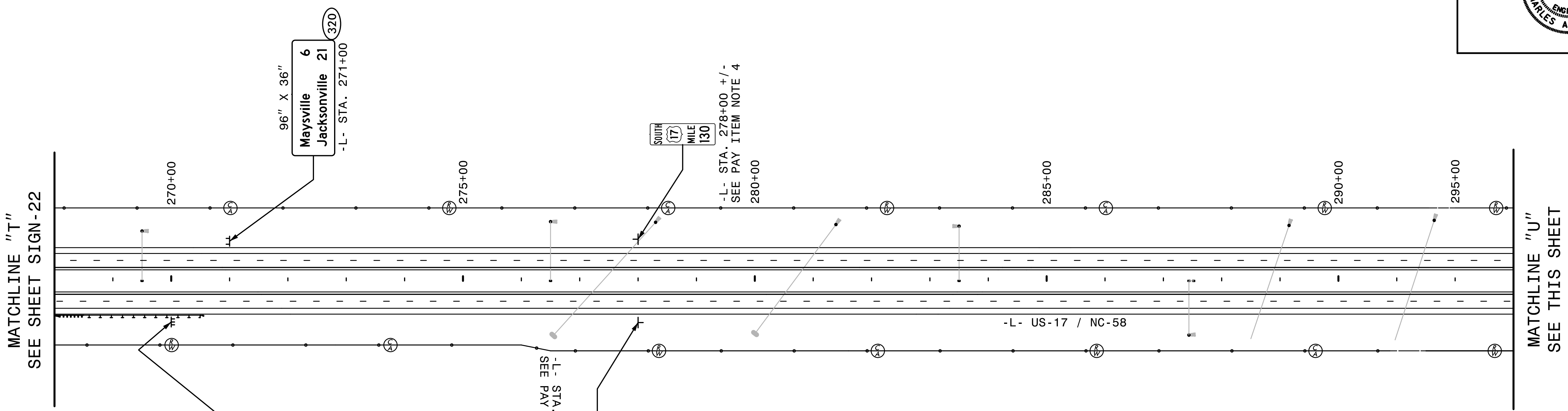
**HNTB** HNTB NORTH CAROLINA, P.C.  
343 E. Six Forks Road, Suite 200  
Raleigh, North Carolina 27609  
NC License No: C-1554

**EXISTING AND  
PROPOSED SIGNS  
STA. 214+00 TO 241+00**



TIP NO. R-2514B,C	SHEET NO. SIGN-23
APPROVED: <i>Charles A. Johnson III</i> <small>DocuSigned by: Charles A. Johnson III 7802A468CBF4FB</small>	
DATE: 2/2/2015	
SEAL	






R-2514C -L- STA. 300+00 =  
R-2514D -L- STA. 300+00

**HNTB** HNTB NORTH CAROLINA, P.C.  
343 E. Six Forks Road, Suite 200  
Raleigh, North Carolina 27609  
NC License No: C-1554

**PROPOSED SIGNS  
STA. 268+00 TO 300+00**


TIP NO. R-2514B,C	SHEET NO. SIGN-24
APPROVED: <i>Charles A. Johnson III</i> 7802A0468C8F4F8	
DATE: 2/2/2015	
SEAL	



BREAKLINE "A"  
SEE SHEET SIGN-6

BREAKLINE "B"  
SEE SHEET SIGN-8

BREAKLINE "C"  
SEE SHEET SIGN-13



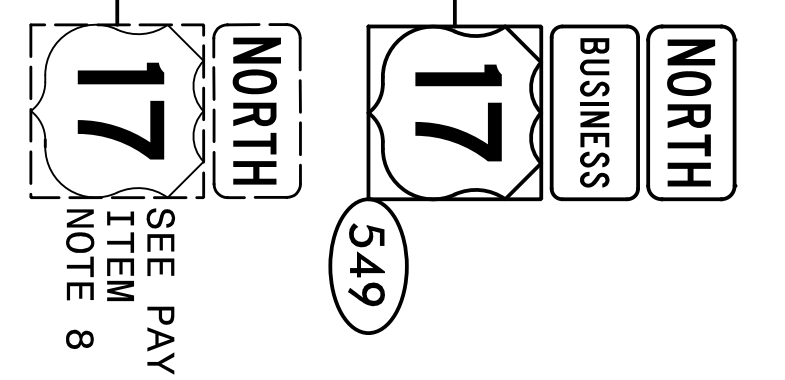
SR 1331  
(WHITE OAK RIVER RD)

BUS US-17


BUS US-17

BUS US-17

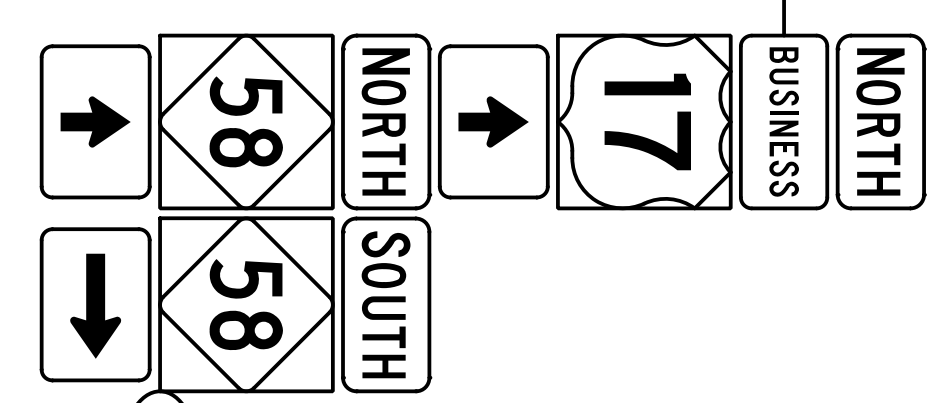
BUS US-17 / NC-58



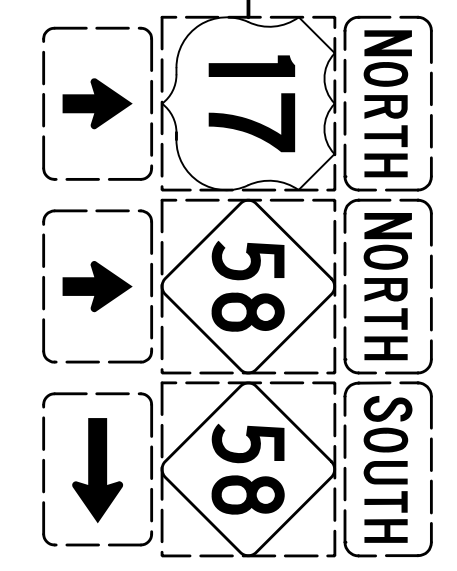
SEE PAY ITEM NOTE 8



549




550



SEE PAY ITEM NOTE 8

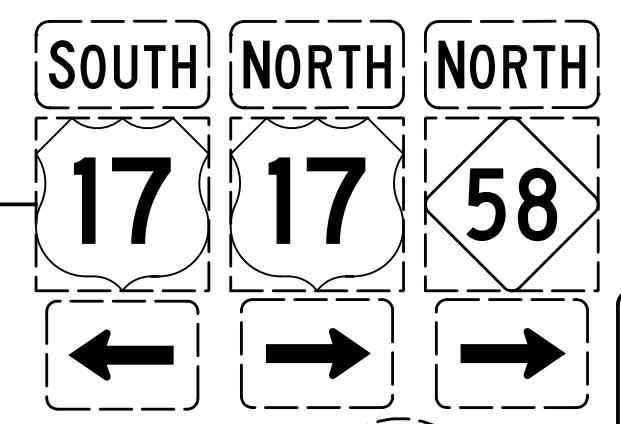


550



556

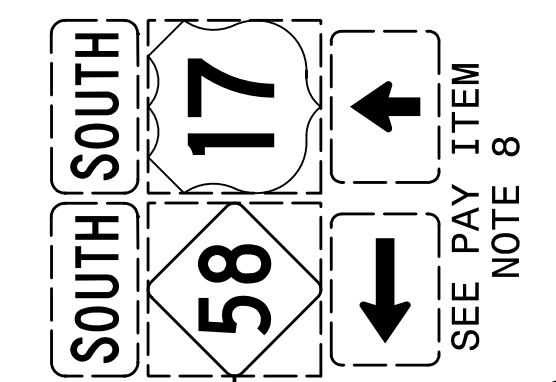
NC-58 (8TH ST)



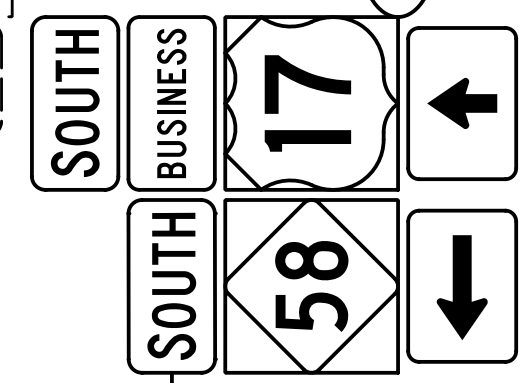
555

HURRICANE EVACUATION ROUTE


SEE PAY ITEM NOTE 8



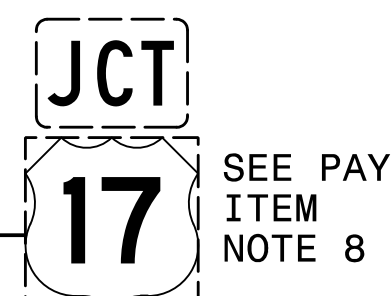
556




SEE PAY ITEM NOTE 8



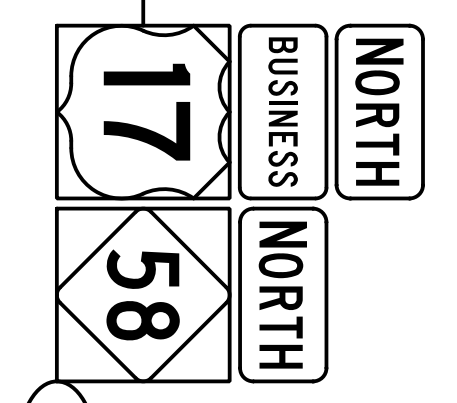
554




553



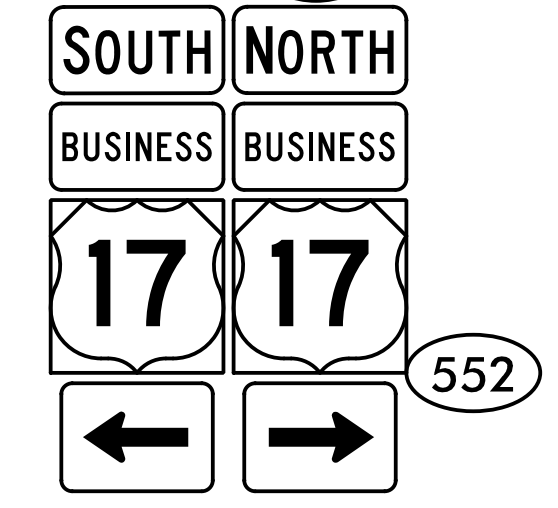
551



SEE PAY ITEM NOTE 8



SEE PAY ITEM NOTE 8



552



HNTB NORTH CAROLINA, P.C.  
343 E. Six Forks Road, Suite 200  
Raleigh, North Carolina 27609  
NC License No: C-1554

**EXISTING AND PROPOSED SIGNS  
BUS US-17 / NC-58**