

**This electronic collection of documents is provided
for the convenience of the user
and is Not a Certified Document –**

**The documents contained herein were originally issued
and sealed by the individuals whose names and license
numbers appear on each page, on the dates appearing
with their signature on that page.**

**This file or an individual page
shall not be considered a certified document.**

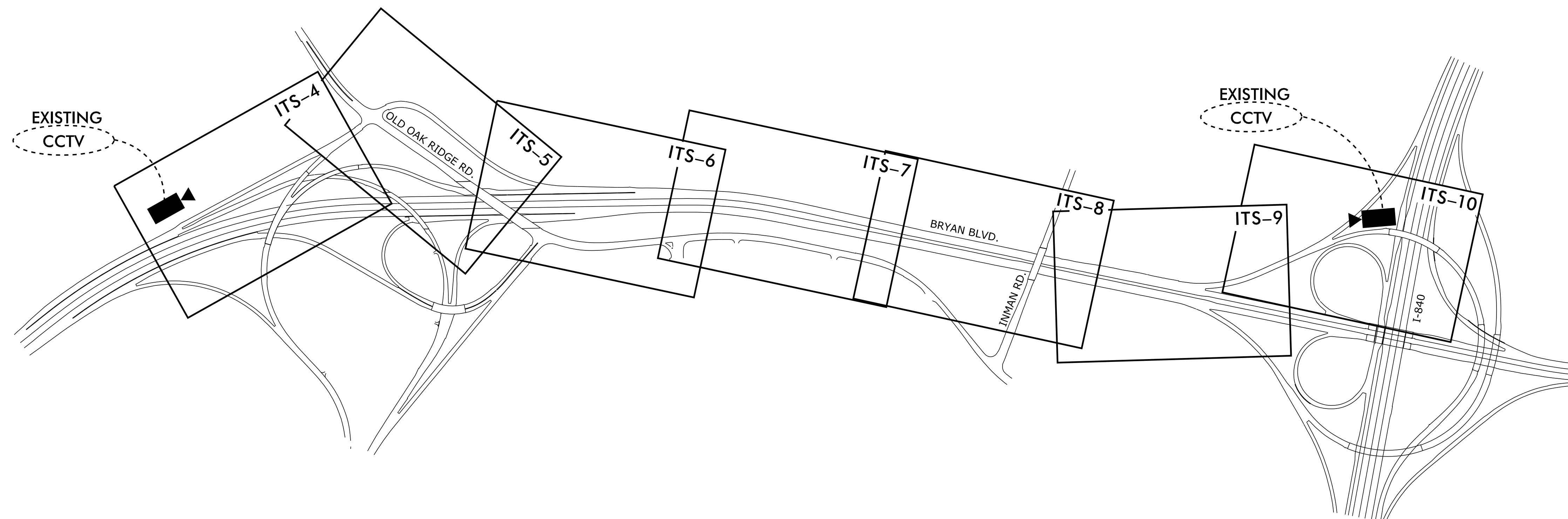
STATE	STATE PROJECT REFERENCE NO.	SHEET NO.	TOTAL SHEETS
N.C.	U-2524BC	ITS-1	14
STATE PROJ. NO.	F.A. PROJ. NO.	DESCRIPTION	
34820.3.F529	STP-NHF-124-1(1)	PE	
34820.1.13	NHF-0708(62)	CONST	

STATE OF NORTH CAROLINA
DIVISION OF HIGHWAYS

GUILFORD COUNTY

**LOCATION: GREENSBORO WESTERN LOOP (I-73 CONNECTOR)
FROM I-73/I-840 TO SR 2085 (JOSEPH BRYAN
BOULEVARD) INTERCHANGE**

**TYPE OF WORK: COMMUNICATIONS CABLE CONDUIT ROUTING, AND
EXISTING ITS DEVICE INTEGRATION**



3/4/2015 \$TIME\$ \$USER\$ K:\RAL\TPTD\ITS\011036279 - U-2524BC\PI\ons\U-2524BC ITS - psh-1.dgn

CONTRACT: C203290 TIP PROJECT: U-2524BC

2012 STANDARD SPECIFICATIONS	
PROJECT LENGTH PROJECT LENGTH = 1.8 MILES	
LETTING DATE: JUNE 16, 2015	
INDEX OF SHEETS	
ITS-1	TITLE SHEET
ITS-2	CONSTRUCTION NOTES AND LEGEND
ITS-3	TYPICAL DETAILS
ITS-4 THRU ITS-10	COMMUNICATIONS CABLE AND CONDUIT ROUTING PLANS
ITS-11 THRU ITS-14	SPLICE DETAILS

ROADWAY STANDARD DRAWINGS	
THE FOLLOWING ROADWAY STANDARDS AS APPEAR IN "ROADWAY STANDARD DRAWINGS" ROADWAY DESIGN UNIT - N.C. DEPARTMENT OF TRANSPORTATION - RALEIGH, N.C., DATED JANUARY 2012 ARE APPLICABLE TO THIS PROJECT AND BY REFERENCE HEREBY ARE CONSIDERED A PART OF THESE PLANS:	
STD. NO.	TITLE
1715.01	UNDERGROUND CONDUIT-TRENCHING
1716.01	JUNCTION BOXES
1730.01	FIBER OPTIC CABLE

NC DOT CONTACTS:
TRANSPORTATION SAFETY AND MOBILITY
INTELLIGENT TRANSPORTATION SYSTEMS SECTION
THOMAS G. PARKER - ITS PROJECT ENGINEER
SHERRY YOW - ITS PROJECT DESIGN ENGINEER

PLANS PREPARED BY: **Kimley»Horn**

NC License #F-0102
P.O. Box 33068
Raleigh, NC 27636
TEL: (919) 677-2000
FAX: (919) 677-2050

KIMLEY-HORN CONTACTS: T.F. BURCHETT, P.E. - PROJECT MANAGER
KEVIN W. SMITH, P.E. - PROJECT ENGINEER

750 Greenfield Plaza, Garner, NC 27529

SEAL	SEAL
DocuSigned by: Kevin W. Smith, P.E.	3/5/2015
SIGNATURE	DATE

- 1 INSTALL REA, PE - 22, SHIELDED, TWISTED PAIR COMMUNICATIONS CABLE
- 2 INSTALL REA, PE - 38, (FIGURE - 8) SHIELDED, TWISTED PAIR COMMUNICATIONS CABLE
- 3 INSTALL REA, PE - 39, (UNDERGROUND) SHIELDED, TWISTED PAIR COMMUNICATIONS CABLE
- 4 INSTALL SMFO CABLE
- 5 REUSE EXISTING SMFO CABLE
- 6 INSTALL FIBER OPTIC DROP CABLE
- 7 INSTALL TRACER WIRE
- 8 TRENCH
- 9 INSTALL PVC CONDUIT
- 10 INSTALL RIGID, GALVANIZED STEEL CONDUIT
- 11 INSTALL RIGID, GALVANIZED STEEL RISER WITH WEATHERHEAD
- 12 INSTALL RIGID, GALVANIZED STEEL RISER WITH FIBER OPTIC CABLE SEAL
- 13 INSTALL POLYETHYLENE CONDUIT IN EXISTING OUTERDUCT
- 14 INSTALL POLYETHYLENE CONDUIT
- 15 DIRECTIONAL DRILL CONDUIT
- 16 BORE AND JACK CONDUIT
- 17 INSTALL CABLE(S) IN EXISTING CONDUIT
- 18 INSTALL CABLE(S) IN NEW CONDUIT
- 19 INSTALL CABLE(S) IN EXISTING RISER
- 20 INSTALL CABLE(S) IN NEW RISER
- 21 INSTALL CABLE(S) IN EXISTING CONDUIT STUBOUTS
- 22 INSTALL NEW CONDUIT INTO EXISTING CABINET BASE (USE EXISTING CONDUIT STUB-OUTS WHEN AVAILABLE)
- 23 INSTALL NEW RISER INTO EXISTING CABINET BASE (USE EXISTING CONDUIT STUB-OUTS WHEN AVAILABLE)
- 24 INSTALL NEW CONDUIT INTO NEW POLE MOUNTED CABINET
- 25 INSTALL NEW RISER INTO EXISTING POLE MOUNTED CABINET
- 26 TERMINATE COMMUNICATIONS CABLE ON EXISTING TELEMETRY INTERFACE PANEL IN TRAFFIC SIGNAL CONTROLLER CABINET
- 27 INSTALL NEW TELEMETRY INTERFACE PANEL IN TRAFFIC SIGNAL CONTROLLER CABINET
- 28 INSTALL INTERCONNECT CENTER, PATCH PANEL, JUMPERS, AND FUSION SPlice CABLE IN CABINET
- 29 INSTALL UNDERGROUND SPlice ENCLOSURE
- 30 MODIFY EXISTING UNDERGROUND SPlice ENCLOSURE
- 31 MODIFY EXISTING BASE MOUNTED SPlice CABINET
- 32 INSTALL BASE MOUNTED SPlice CABINET
- 33 REMOVE EXISTING SPlice CABINET
- 34 INSTALL CABINET FOUNDATION

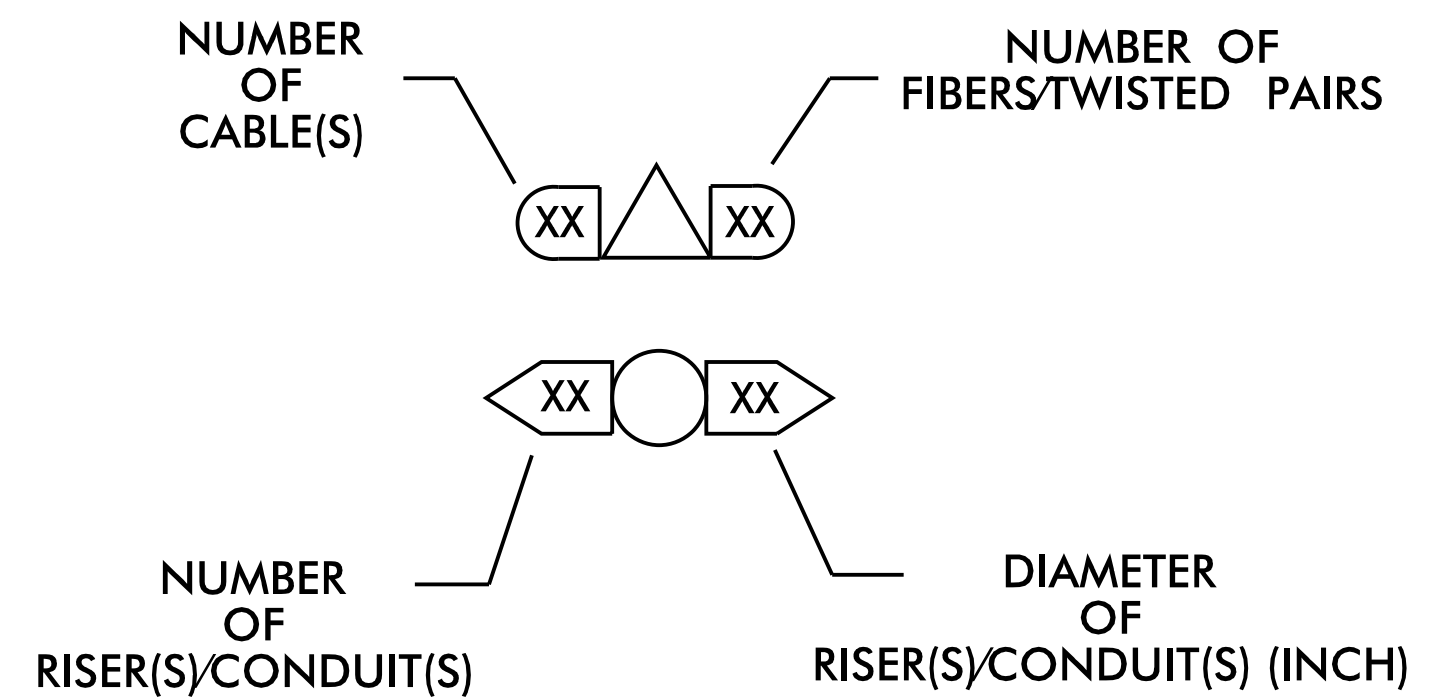
- 35 REMOVE EXISTING CABINET FOUNDATION
- 36 INSTALL CCTV CAMERA ASSEMBLY
- 37 INSTALL CCTV CAMERA 60' METAL POLE WITH LOWERING DEVICE AND FOUNDATION
- 38 INSTALL CCTV CAMERA 50' METAL POLE AND FOUNDATION
- 39 INSTALL STANDARD JUNCTION BOX
- 40 INSTALL OVERSIZED JUNCTION BOX
- 41 REMOVE EXISTING JUNCTION BOX
- 42 INSTALL WOOD POLE
- 43 REMOVE EXISTING WOOD POLE
- 44 INSTALL AERIAL GUY ASSEMBLY
- 45 INSTALL STANDARD GUY ASSEMBLY
- 46 INSTALL SIDEWALK GUY ASSEMBLY
- 47 INSTALL MESSENGER CABLE
- 48 REMOVE EXISTING COMMUNICATIONS CABLE AND MESSENGER CABLE
- 49 REMOVE EXISTING COMMUNICATIONS CABLE
- 50 INSTALL TELEPHONE SERVICE
- 51 INSTALL CABLE STORAGE RACKS (SNOW SHOES) AND STORE 100 FEET OF CABLE
- 52 INSTALL DELINEATOR MARKER
- 53 STORE 30 FEET OF COMMUNICATIONS CABLE
- 54 LASH CABLE(S) TO EXISTING SIGNAL/COMMUNICATIONS CABLE
- 55 LASH CABLE(S) TO EXISTING MESSENGER CABLE
- 56 INSTALL NEW EQUIPMENT CABINET DISCONNECT
- 57 MODIFY EXISTING ELECTRICAL SERVICE
- 58 INSTALL NEW ELECTRICAL SERVICE
- 59 INSTALL NEW POLE MOUNTED CABINET
- 60 INSTALL FIELD ETHERNET SWITCH
- 61 INSTALL VIDEO CODEC UNIT
- 62 INSTALL PEDESTAL STRUCTURE FOR DMS
- 63 INSTALL DMS ASSEMBLY
- 64 INSTALL DMS CONTROLLER
- 65 INSTALL NEW BASE MOUNTED CABINET
- 66 INSTALL OVERHEAD DMS STRUCTURE
- 67 INSTALL MEDIA CONVERTER

LEGEND

- NEW FIBER OPTIC COMMUNICATIONS CABLE
- NEW CONDUIT
- EXISTING CONDUIT
- NEW DIRECTIONAL DRILLED CONDUIT
- NEW BORED AND JACKED CONDUIT
- EXISTING GUARDRAIL
- EXISTING RIGHT-OF-WAY
- NEW JUNCTION BOX
- EXISTING JUNCTION BOX
- NEW WOOD POLE
- EXISTING WOOD POLE
- NEW SPICE ENCLOSURE
- EXISTING SPICE ENCLOSURE
- NEW METAL POLE
- EXISTING METAL POLE
- EXISTING CCTV CAMERA ASSEMBLY
- NEW CCTV CAMERA ASSEMBLY
- EXISTING OVERHEAD DMS STRUCTURE
- PROPOSED OVERHEAD DMS STRUCTURE
- PROPOSED PEDESTAL-MOUNTED DMS STRUCTURE
- NEW STANDARD GUY ASSEMBLY
- NEW STANDARD GUY USING EXISTING ANCHOR
- NEW SIDEWALK GUY ASSEMBLY
- NEW CABLE STORAGE RACKS (SNOW SHOES)
- EXISTING FIELD EQUIPMENT CABINET
- NEW FIELD EQUIPMENT CABINET
- NEW ELECTRICAL SERVICE
- EXISTING ELECTRICAL SERVICE
- SIGNAL POLE
- EXISTING ITS DEVICE NUMBER
- NEW ITS DEVICE NUMBER

CONSTRUCTION NOTE SYMBOLOGY KEY

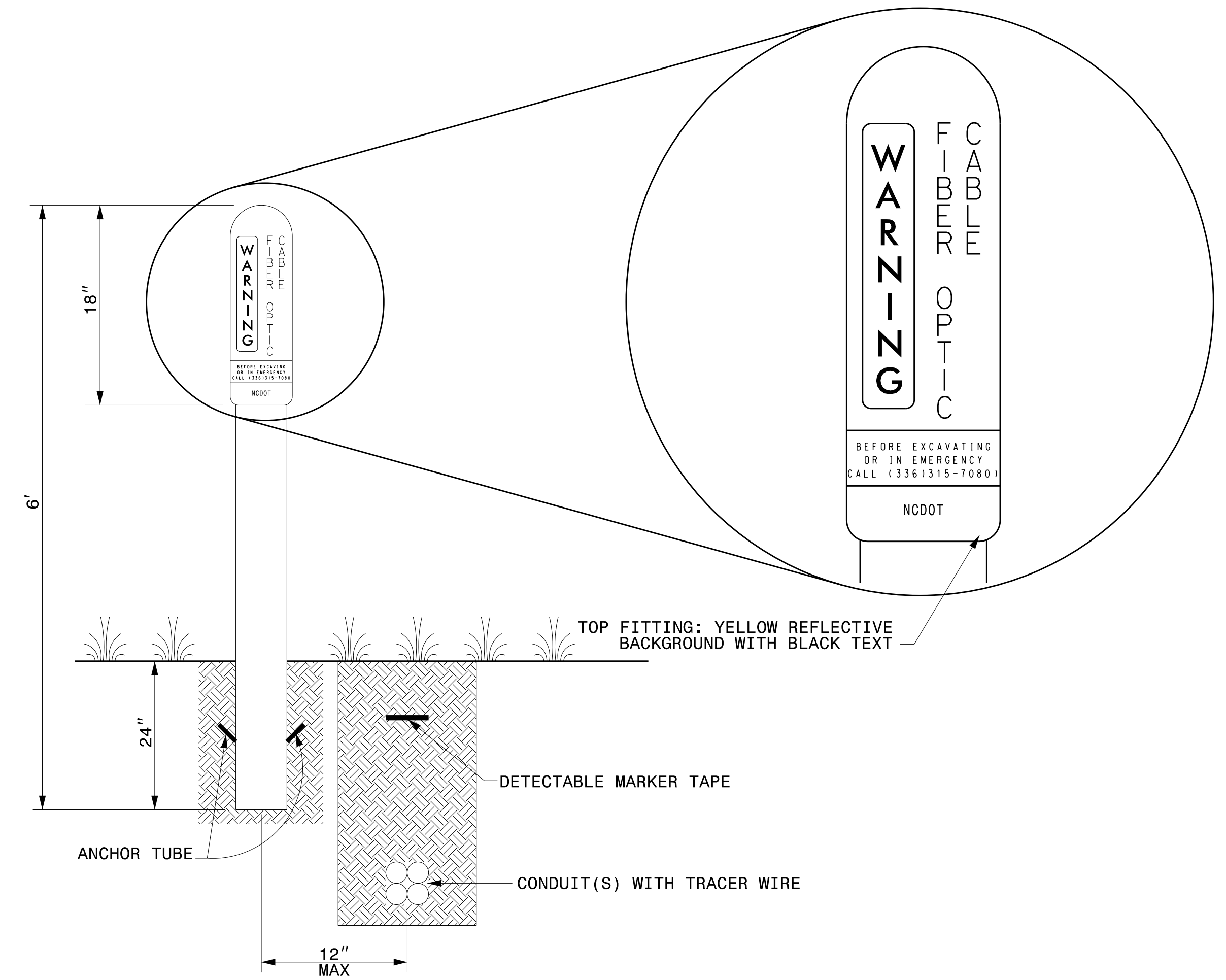
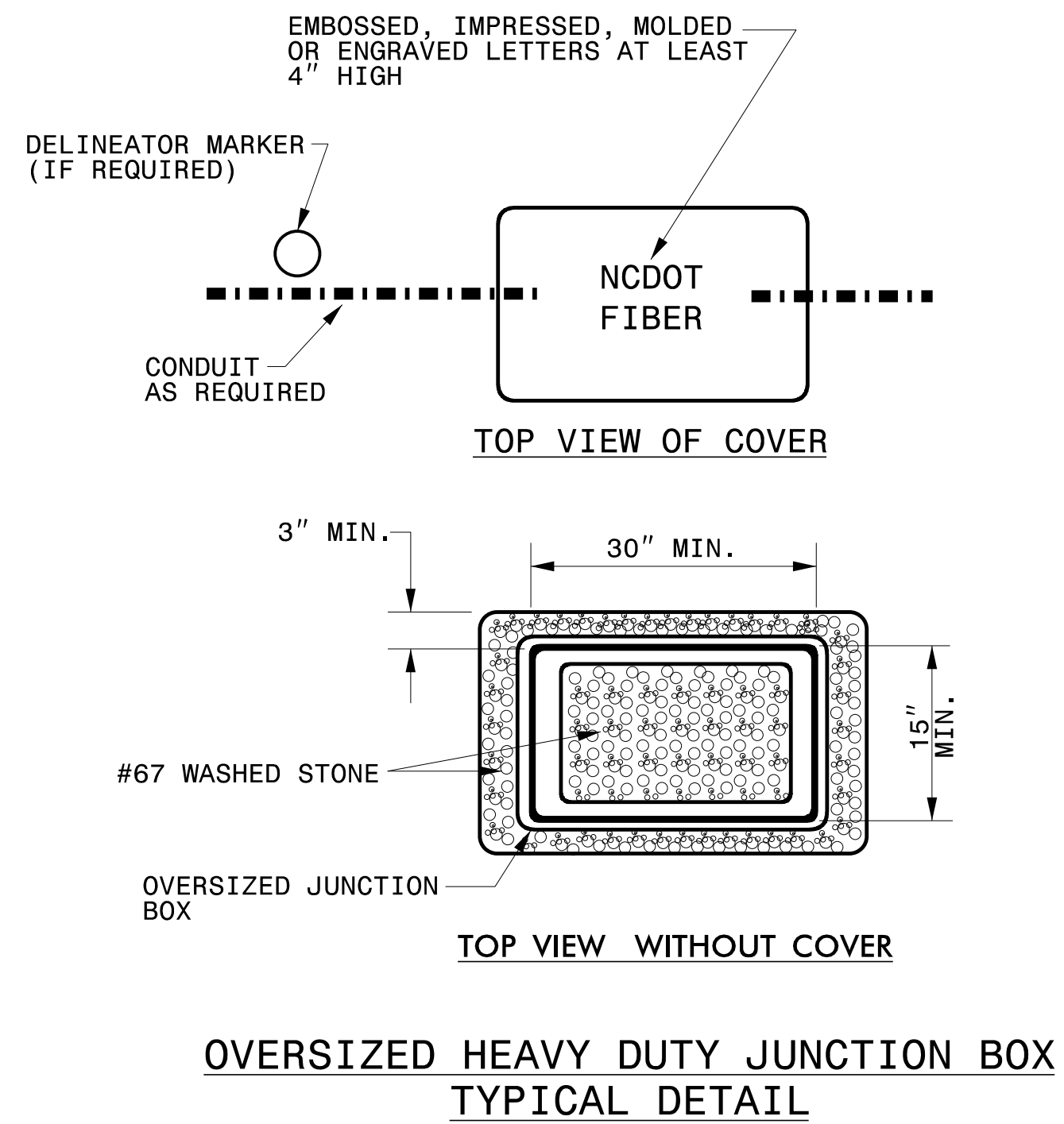
- INDICATES NUMBER OF CABLES, LOOPS, ETC.
- INDICATES NUMBER OF FIBERS PER CABLE, TWISTED PAIRS PER CABLE, ETC.
- INDICATES NUMBER OF RISER(S)/CONDUIT(S)
- INDICATES DIAMETER OF RISER(S)/CONDUIT(S) (INCH)



3/4/2015 K:\ARL\TPTD\ITS\01036279 - U-2524BC\Plans\U-2524BC-ITS.psh_2.dgn

Kimley»Horn
 NC License #F-0102
 P.O. Box 33068
 Raleigh, NC 27636
 Tel: (919) 677-2000
 Fax: (919) 677-2050

	CONSTRUCTION NOTES AND LEGEND		SEAL
	DIVISION 07 GUILFORD COUNTY		DATE
PLAN DATE: FEBRUARY 2015	REVIEWED BY:	DocuSigned by: Kevin W. Smith, P.E. 3/5/2015	
PREPARED BY: J. CROSS	REVIEWED BY: K. SMITH		
REVISIONS	INIT.	DATE	CADD File name:



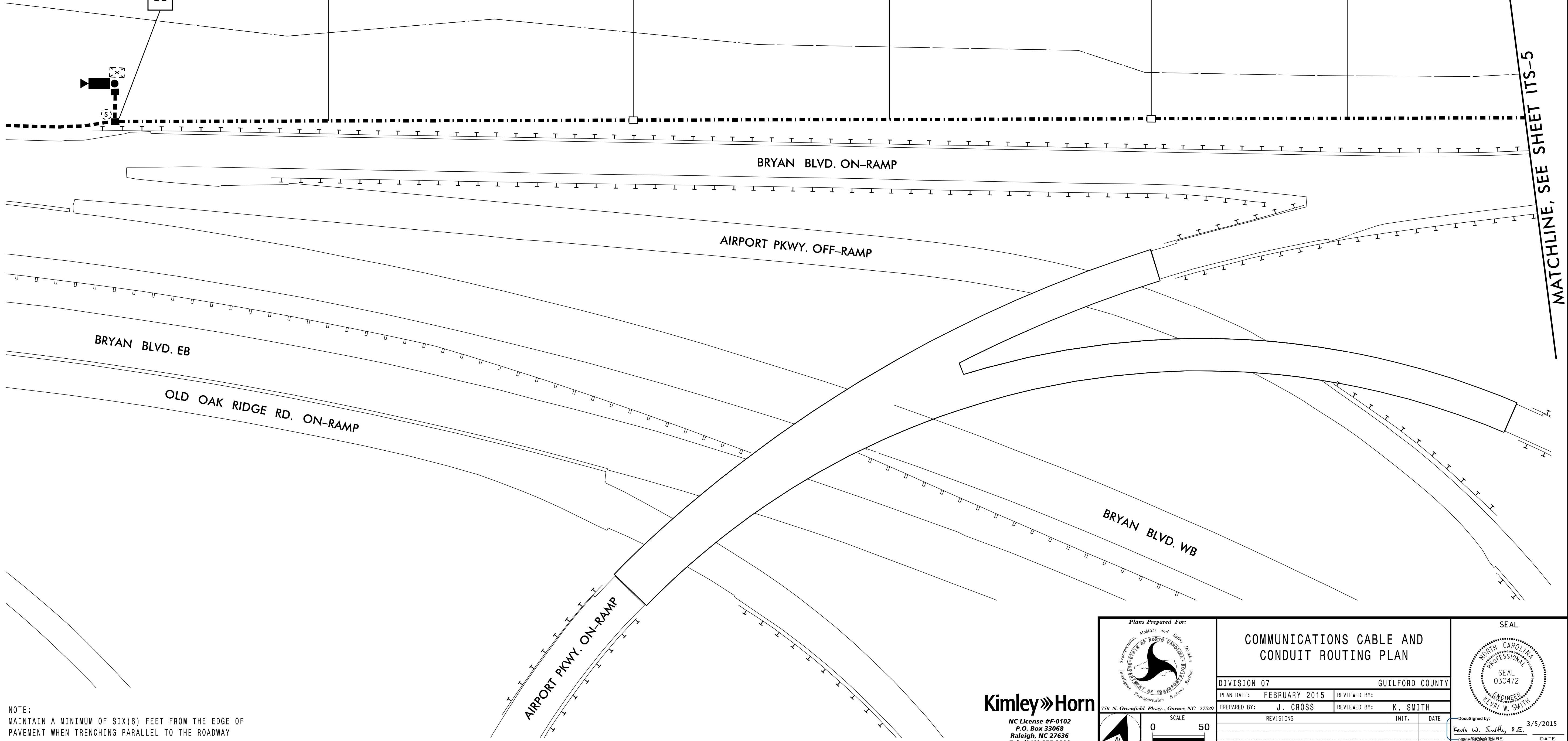
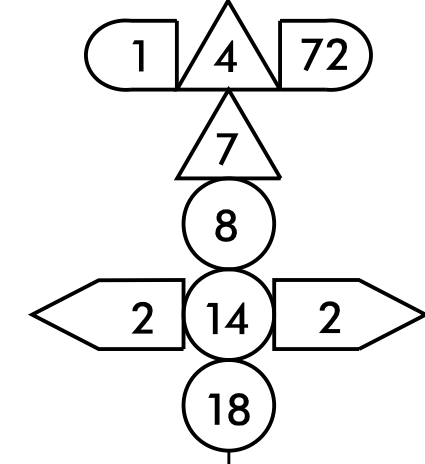
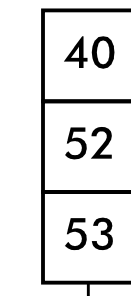
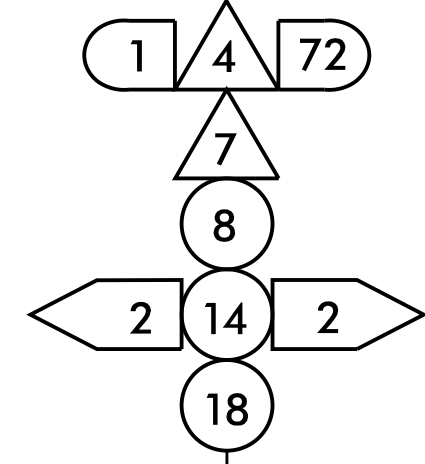
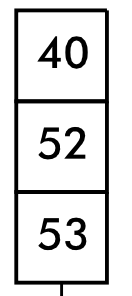
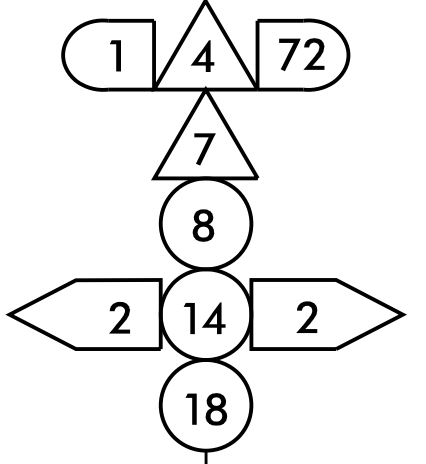
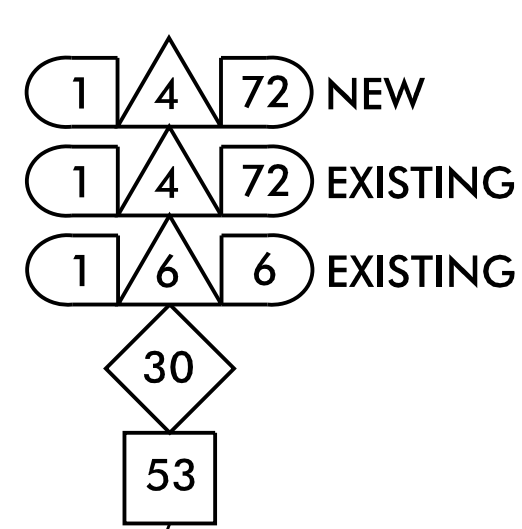
PVC POST-MOUNTED DELINEATOR MARKER

NOTE:
BACKFILL WITH EXCAVATED MATERIAL AND COMPACT THE SOIL TO 95% OF ITS ORIGINAL DENSITY. REMOVE ROCK AND DEBRIS FROM BACKFILL MATERIAL.

3/4/2015 K:\ARL_TPTD_ITS\01036279 - U-2524BC\Plans\U-2524BC-ITS_psh_3.dgn

Kimley»Horn
NC License #F-0102
P.O. Box 33068
Raleigh, NC 27636
Tel: (919) 677-2000
Fax: (919) 677-2050

	TYPICAL DETAILS		
	DIVISION 07 GUILFORD COUNTY		
PLAN DATE: FEBRUARY 2015	REVIEWED BY:		DocuSigned by: Kevin W. Smith, P.E. 3/5/2015
PREPARED BY: J. CROSS	REVIEWED BY: K. SMITH		
REVISIONS	INIT.	DATE	CADD Filename:




MATCHLINE, SEE SHEET ITS-5

3/4/2015 K:\ARL\TPTD\ITS\01036279 - U-2524BC\Plans\U-2524BC-ITS.psh_4.dgn

NOTE:
MAINTAIN A MINIMUM OF SIX(6) FEET FROM THE EDGE OF PAVEMENT WHEN TRENCHING PARALLEL TO THE ROADWAY

Kimley»Horn
NC License #F-0102
P.O. Box 33068
Raleigh, NC 27636
Tel: (919) 677-2000
Fax: (919) 677-2050

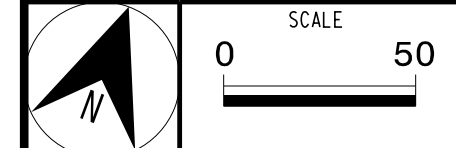


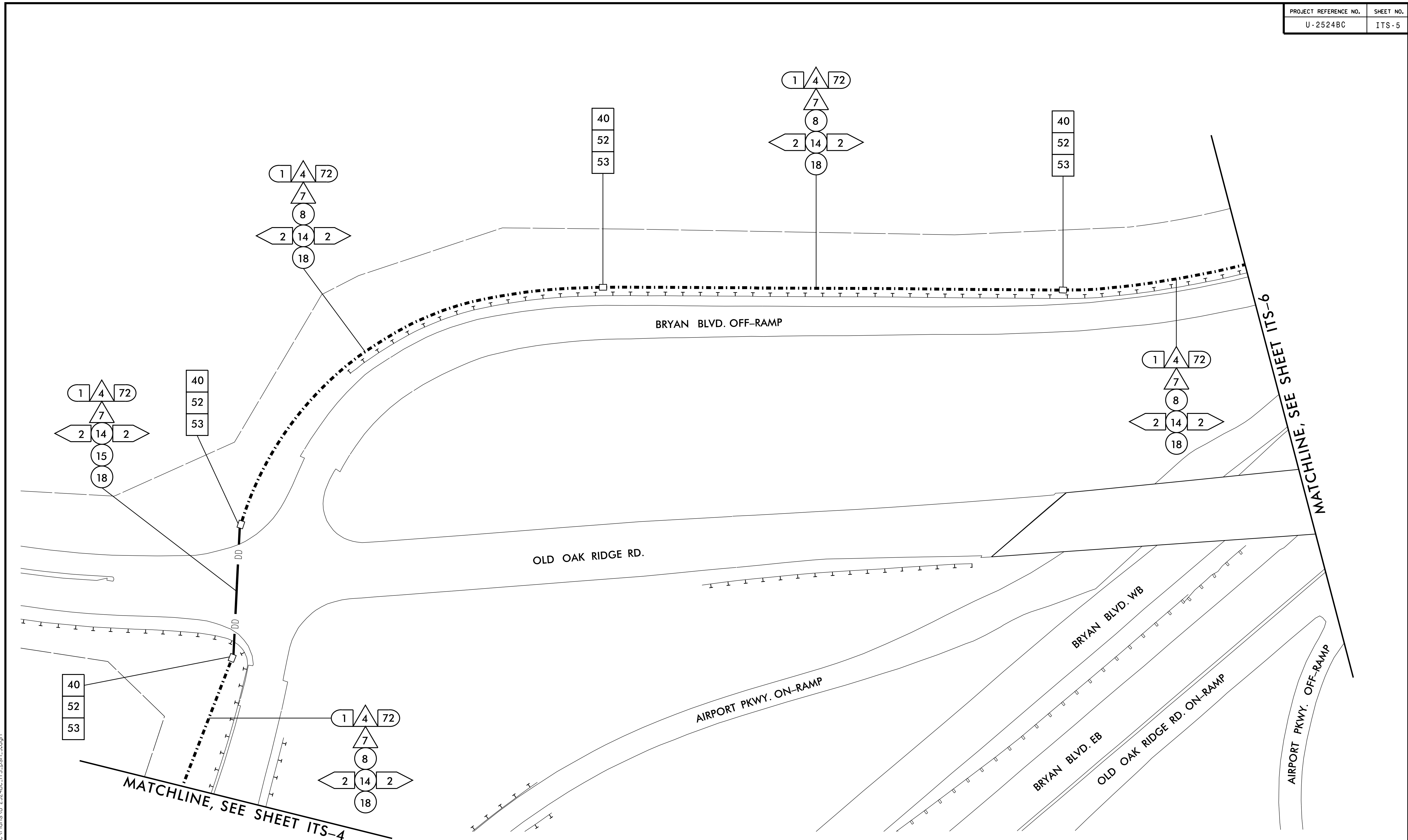
COMMUNICATIONS CABLE AND CONDUIT ROUTING PLAN	
DIVISION 07 GUILFORD COUNTY	
PLAN DATE: FEBRUARY 2015	REVIEWED BY:
PREPARED BY: J. CROSS	REVIEWED BY: K. SMITH
REVISIONS	INIT. DATE

SEAL

DocuSigned by:
Kevin W. Smith, P.E.
3/5/2015
DATE

CADD Filename:






MATCHLINE, SEE SHEET ITS-6

MATCHLINE, SEE SHEET ITS-4

NOTE:
 MAINTAIN A MINIMUM OF SIX(6) FEET FROM THE EDGE OF
 PAVEMENT WHEN TRENCHING PARALLEL TO THE ROADWAY

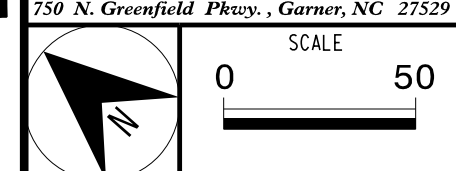
3/4/2015 K:\ARL\TPTD_ITS\01036279 - U-2524BC\Plans\U-2524BC-ITS.psh_5.dgn

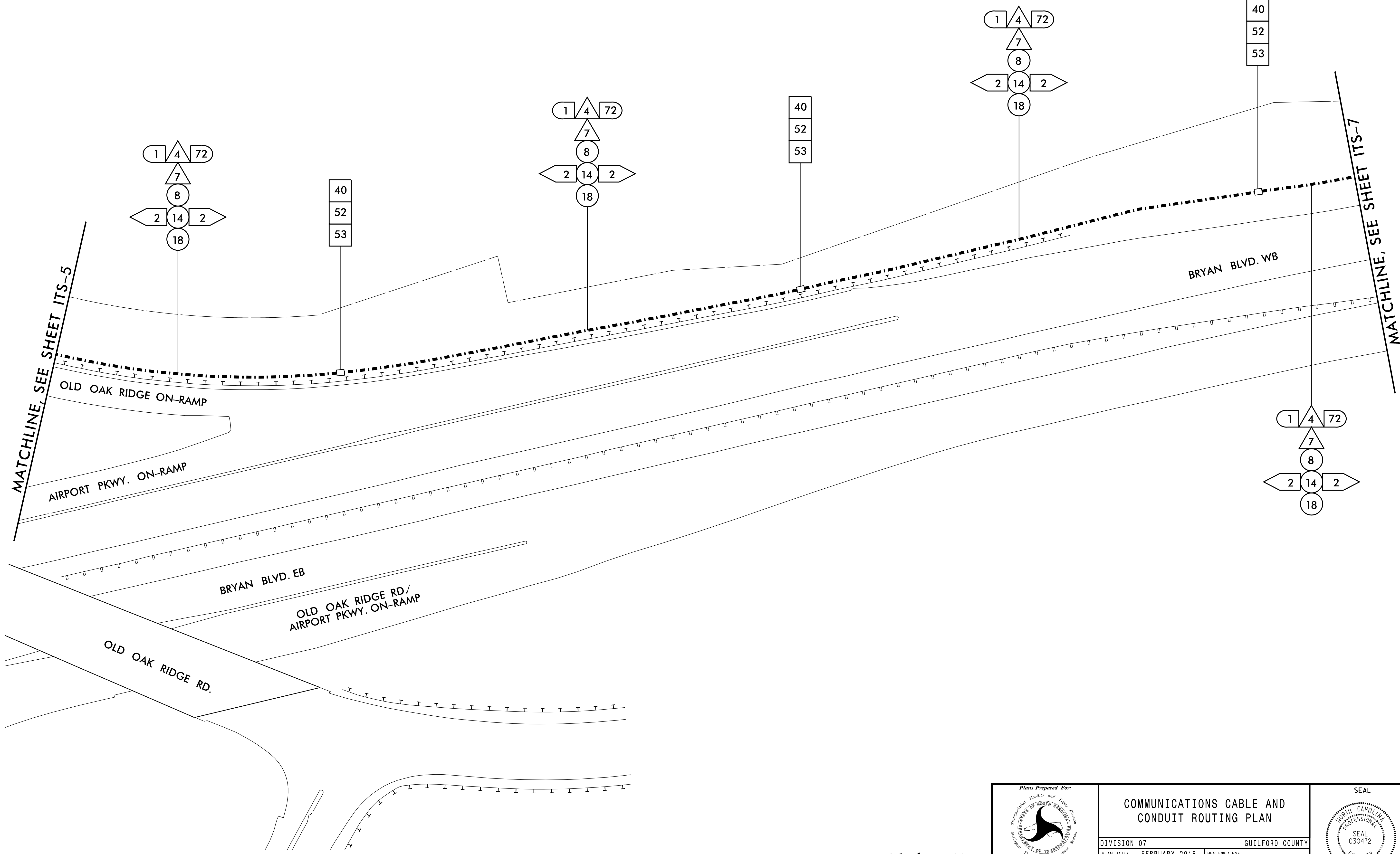
Kimley»Horn
 NC License #F-0102
 P.O. Box 33068
 Raleigh, NC 27636
 Tel: (919) 677-2000
 Fax: (919) 677-2050



COMMUNICATIONS CABLE AND CONDUIT ROUTING PLAN	
DIVISION 07 GUILFORD COUNTY	
PLAN DATE: FEBRUARY 2015	REVIEWED BY:
PREPARED BY: J. CROSS	REVIEWED BY: K. SMITH
REVISIONS	INIT. DATE

SEAL NORTH CAROLINA PROFESSIONAL ENGINEER KEVIN W. SMITH 030472	DocuSigned by: Kevin W. Smith, P.E. 3/5/2015
CADD Filename:	DATE






NOTE:
 MAINTAIN A MINIMUM OF SIX(6) FEET FROM THE EDGE OF
 PAVEMENT WHEN TRENCHING PARALLEL TO THE ROADWAY

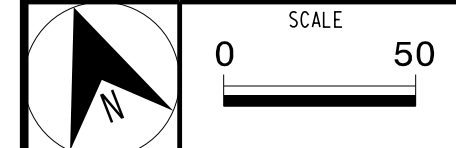
3/4/2015 K:\ARL\TPTD\ITS\01036279 - U-2524BC\Plans\U-2524BC-ITS.psh_6.dgn

Kimley»Horn
 NC License #F-0102
 P.O. Box 33068
 Raleigh, NC 27636
 Tel: (919) 677-2000
 Fax: (919) 677-2050

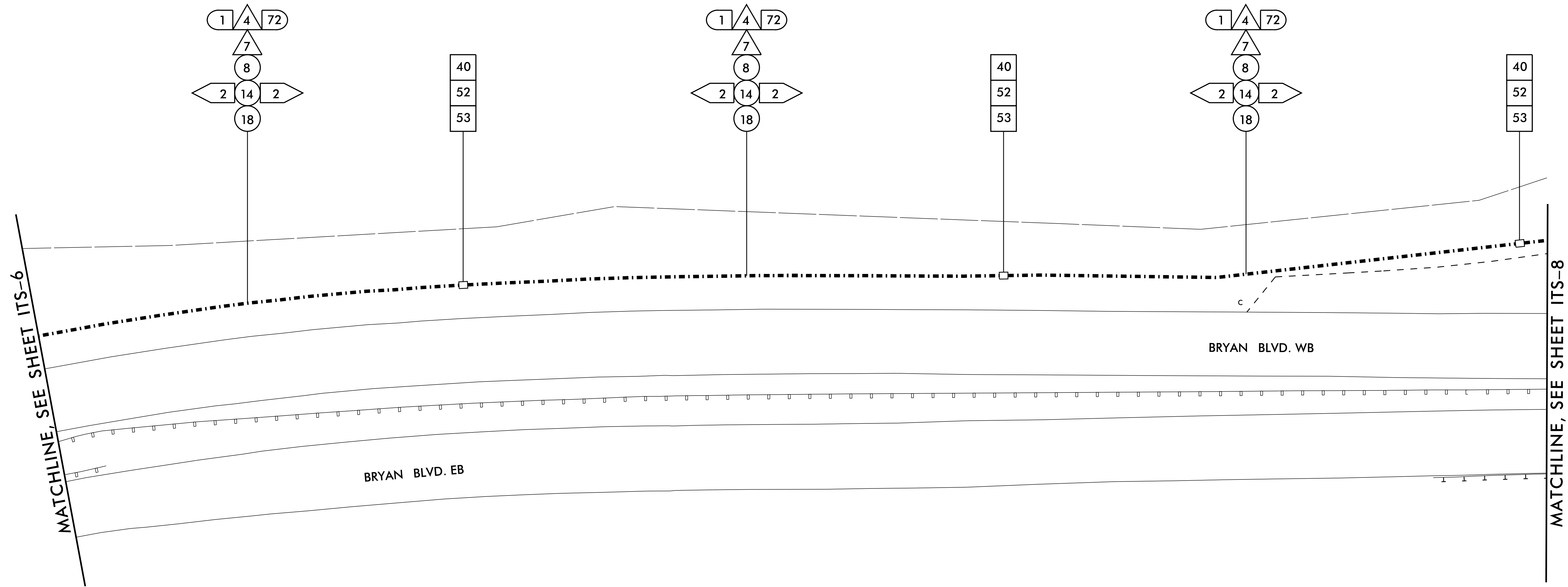


COMMUNICATIONS CABLE AND CONDUIT ROUTING PLAN	
DIVISION 07 GUILFORD COUNTY	
PLAN DATE: FEBRUARY 2015	REVIEWED BY:
PREPARED BY: J. CROSS	REVIEWED BY: K. SMITH
REVISIONS	INIT. DATE

SEAL NORTH CAROLINA PROFESSIONAL ENGINEER KEVIN W. SMITH License No. 030472	DocuSigned by: Kevin W. Smith, P.E. 3/5/2015
--	--



CADD Filename:

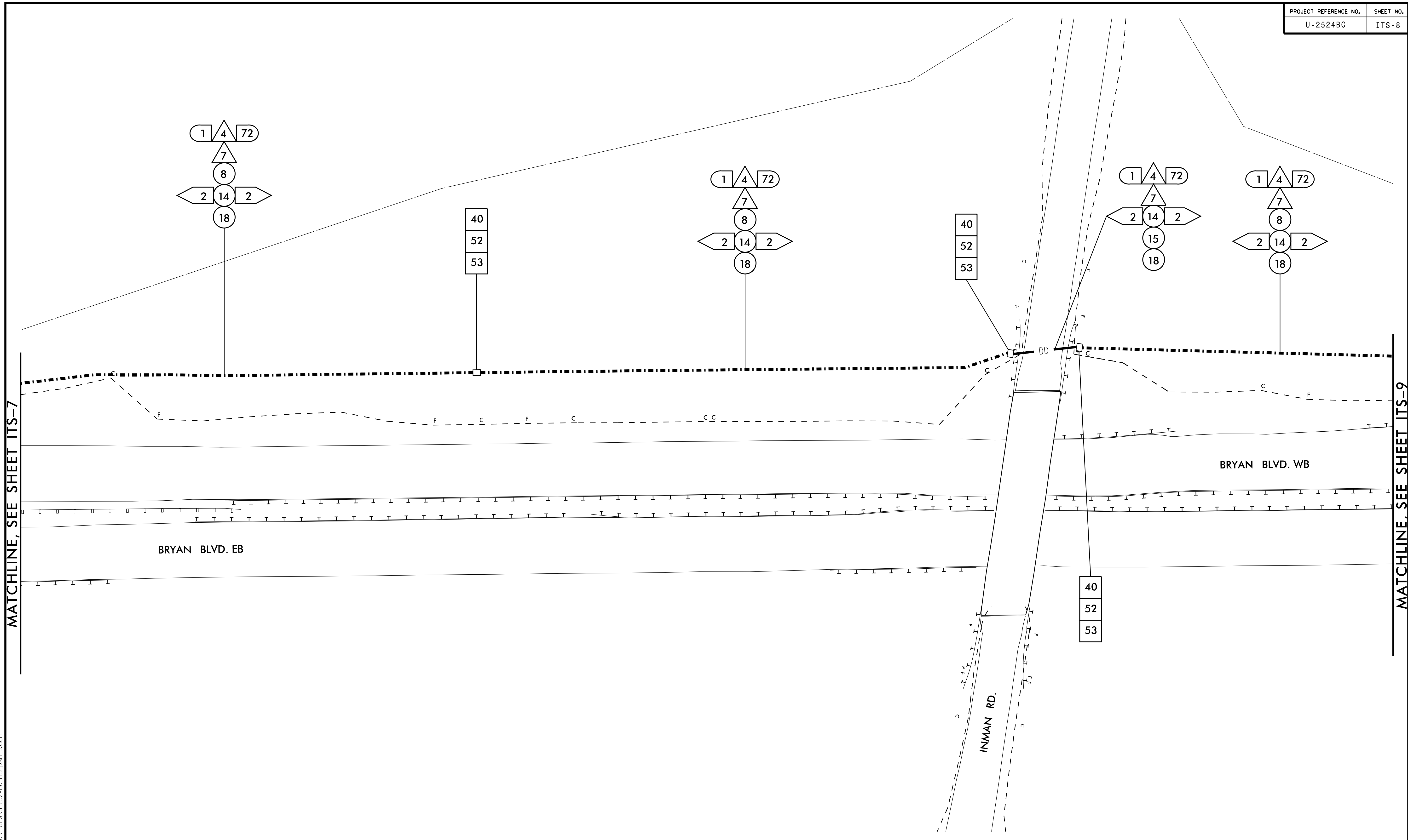


3/4/2015 K:\ARL\TPTD\ITS\01036279 - U-2524BC\Plans\U-2524BC-ITS.psh_T.dgn

NOTE:
 MAINTAIN A MINIMUM OF SIX(6) FEET FROM THE EDGE OF PAVEMENT WHEN TRENCHING PARALLEL TO THE ROADWAY

Kimley»Horn
 NC License #F-0102
 P.O. Box 33068
 Raleigh, NC 27636
 Tel: (919) 677-2000
 Fax: (919) 677-2050

	COMMUNICATIONS CABLE AND CONDUIT ROUTING PLAN											
	DIVISION 07 GUILFORD COUNTY											
PLAN DATE: FEBRUARY 2015 PREPARED BY: J. CROSS	REVIEWED BY: K. SMITH		DocuSigned by: Kevin W. Smith, P.E. 3/5/2015									
<table border="1"> <thead> <tr> <th>REVISIONS</th> <th>INIT.</th> <th>DATE</th> </tr> </thead> <tbody> <tr> <td> </td> <td> </td> <td> </td> </tr> </tbody> </table>	REVISIONS	INIT.		DATE				<table border="1"> <thead> <tr> <th>INIT.</th> <th>DATE</th> </tr> </thead> <tbody> <tr> <td> </td> <td> </td> </tr> </tbody> </table>		INIT.	DATE	
REVISIONS	INIT.	DATE										
INIT.	DATE											
		SCALE: 0 50	CADD Filename:									




MATCHLINE, SEE SHEET ITS-7

MATCHLINE, SEE SHEET ITS-9

3/4/2015 K:\ARL\TPTD\ITS\01036279 - U-2524BC\Plans\U-2524BC-ITS.psh_B.dgn

NOTE:
 MAINTAIN A MINIMUM OF SIX(6) FEET FROM THE EDGE OF PAVEMENT WHEN TRENCHING PARALLEL TO THE ROADWAY

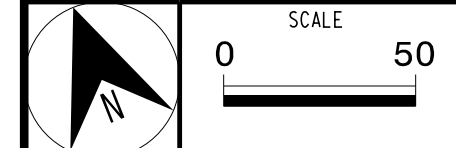
Kimley»Horn
 NC License #F-0102
 P.O. Box 33068
 Raleigh, NC 27636
 Tel: (919) 677-2000
 Fax: (919) 677-2050

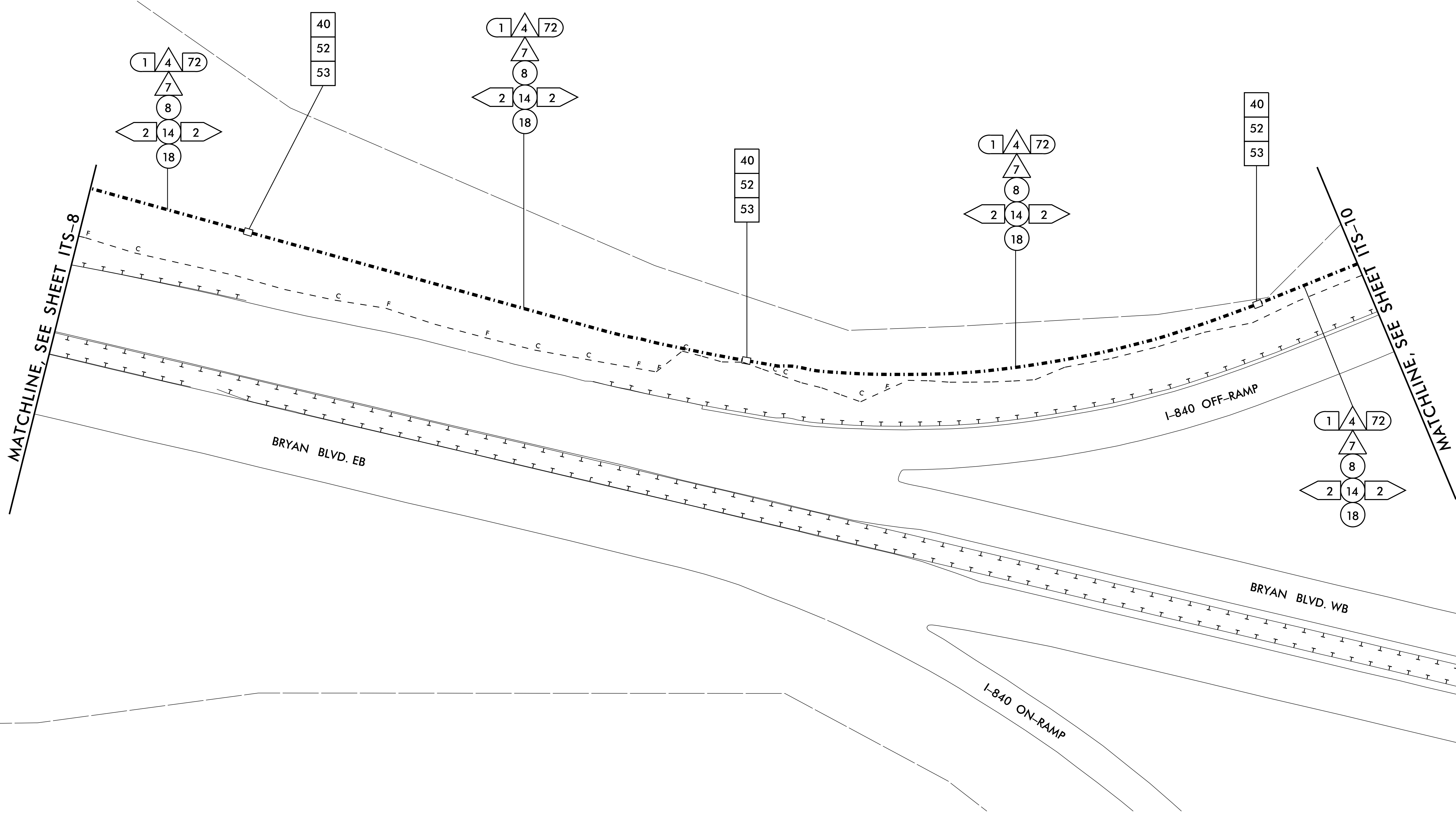


COMMUNICATIONS CABLE AND CONDUIT ROUTING PLAN	
DIVISION 07	GUILFORD COUNTY
PLAN DATE: FEBRUARY 2015	REVIEWED BY:
PREPARED BY: J. CROSS	REVIEWED BY: K. SMITH
REVISIONS	INIT. DATE

SEAL

DocuSigned by:
 Kevin W. Smith, P.E.
 DATE: 3/5/2015
 CADD Filename:






3/4/2015 K:\ARL\TPTD\ITS\01036279 - U-2524BC\Plans\U-2524BC-ITS.psh_3.dgn

NOTE:
 MAINTAIN A MINIMUM OF SIX(6) FEET FROM THE EDGE OF
 PAVEMENT WHEN TRENCHING PARALLEL TO THE ROADWAY

Kimley»Horn
 NC License #F-0102
 P.O. Box 33068
 Raleigh, NC 27636
 Tel: (919) 677-2000
 Fax: (919) 677-2050

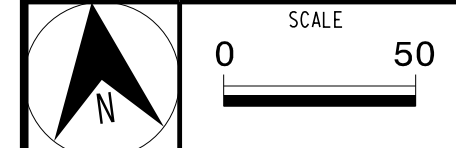


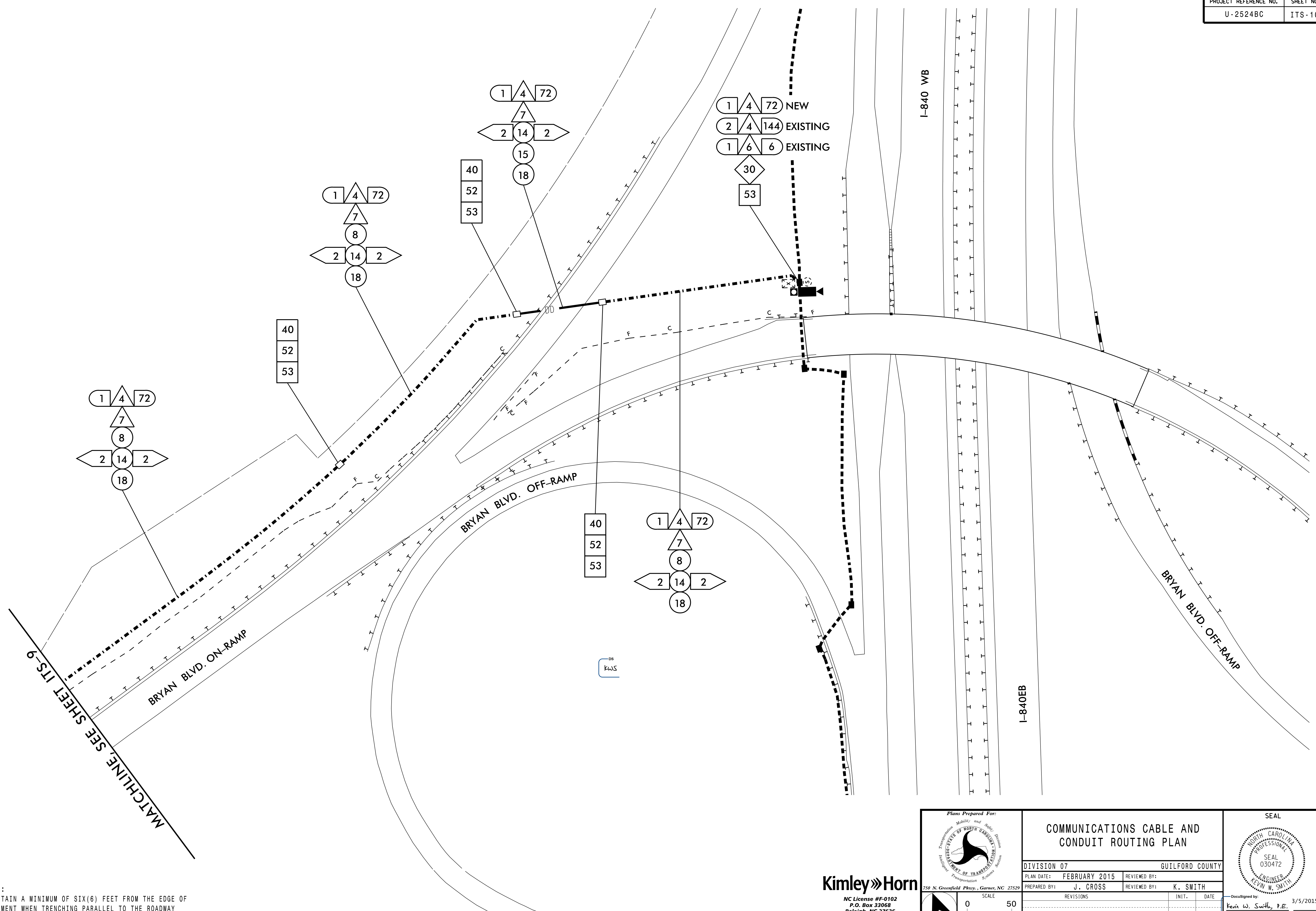
COMMUNICATIONS CABLE AND CONDUIT ROUTING PLAN	
DIVISION 07 GUILFORD COUNTY	
PLAN DATE: FEBRUARY 2015	REVIEWED BY:
PREPARED BY: J. CROSS	REVIEWED BY: K. SMITH
REVISIONS	INIT. DATE

SEAL

DocuSigned by:
 Kevin W. Smith, P.E.
 3/5/2015
 DATE

CADD Filename:






MATCHLINE SEE SHEET ITS-9

NOTE:
 MAINTAIN A MINIMUM OF SIX(6) FEET FROM THE EDGE OF
 PAVEMENT WHEN TRENCHING PARALLEL TO THE ROADWAY

3/4/2015 K:\ARL\TPTD\ITS\01036279 - U-2524BC\Plans\U-2524BC-ITS.psh_10.dgn

Kimley»Horn
 NC License #F-0102
 P.O. Box 33068
 Raleigh, NC 27636
 Tel: (919) 677-2000
 Fax: (919) 677-2050



COMMUNICATIONS CABLE AND CONDUIT ROUTING PLAN	
DIVISION 07 GUILFORD COUNTY	
PLAN DATE: FEBRUARY 2015	REVIEWED BY:
PREPARED BY: J. CROSS	REVIEWED BY: K. SMITH
REVISIONS	INIT. DATE

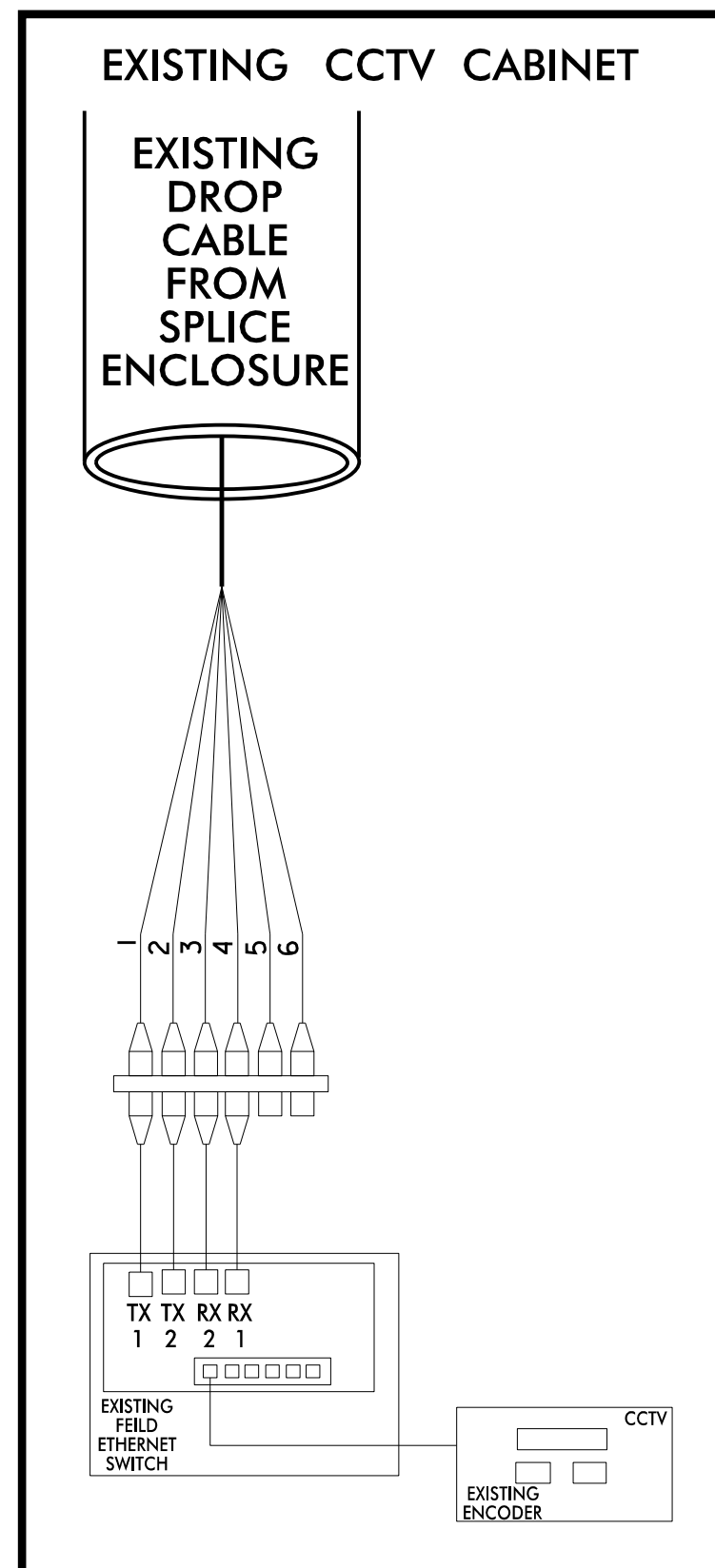
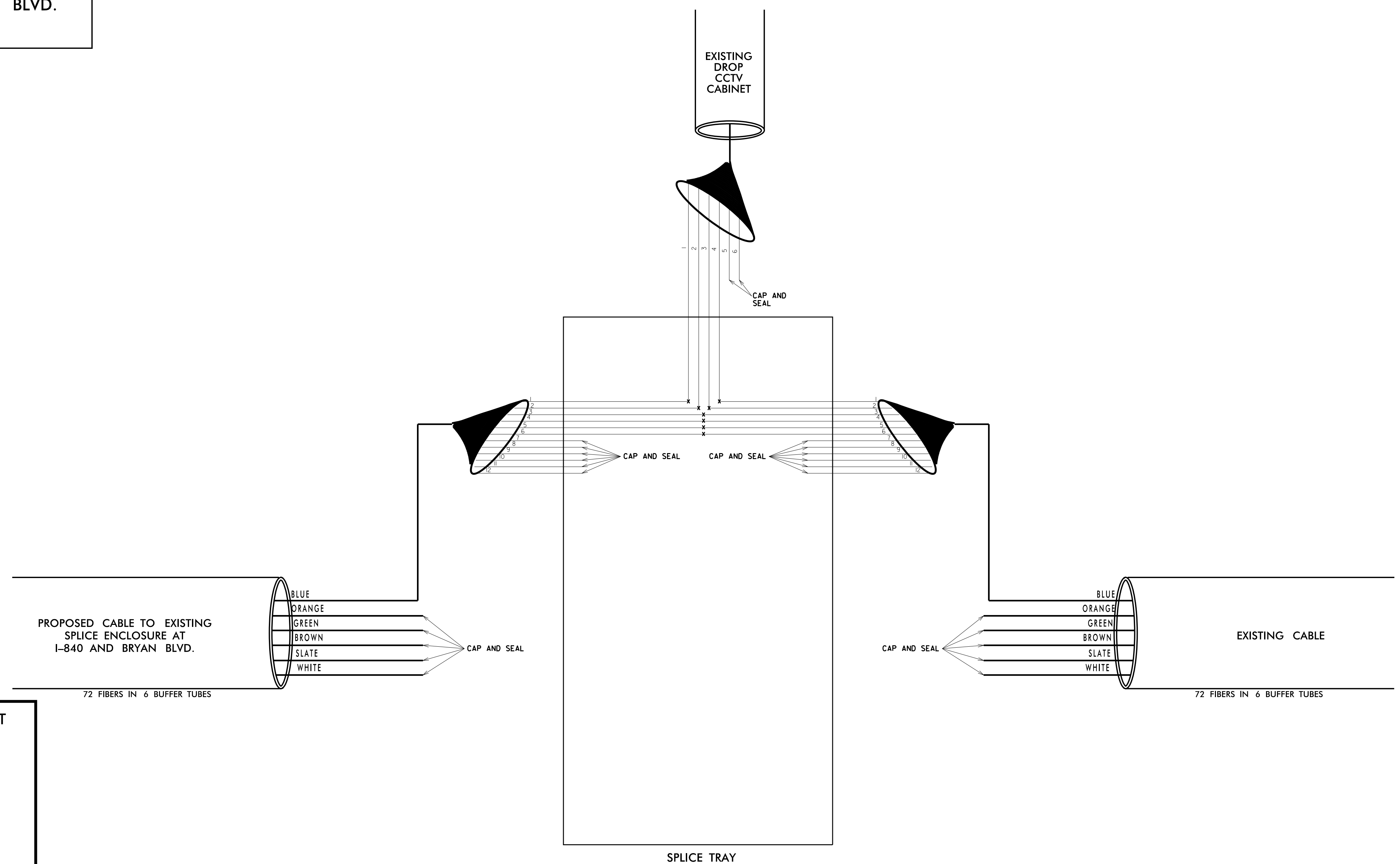
SEAL

DocuSigned by:
 Kevin W. Smith, P.E.
 3/5/2015

DATE

CADD Filename:

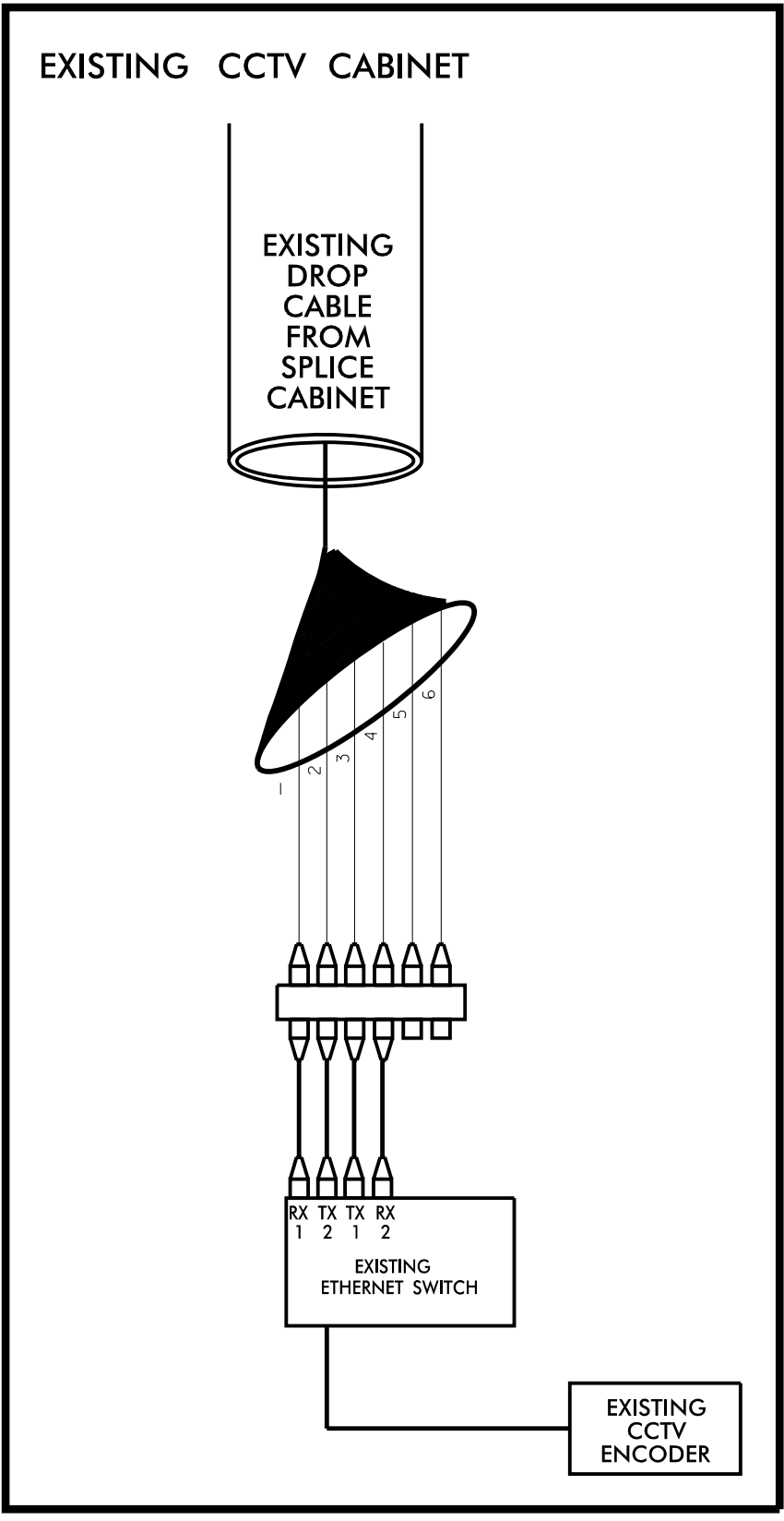
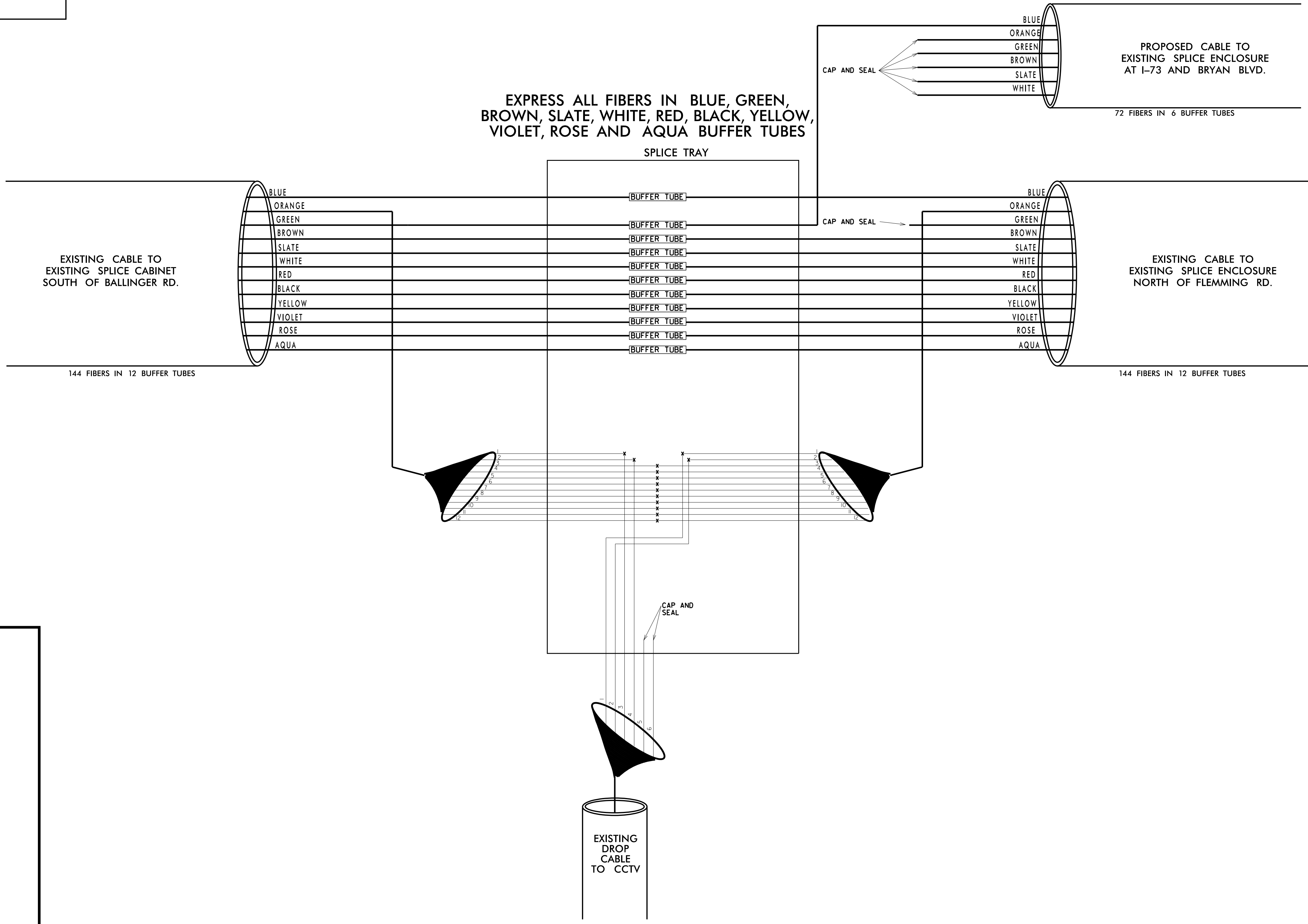
EXISTING SPLICE ENCLOSURE
AT I-73 AND BRYAN BLVD.



 NC License #F-0102 P.O. Box 33068 Raleigh, NC 27636 Tel: (919) 677-2000 Fax: (919) 677-2050	SPLICE DETAIL		SEAL KEVIN W. SMITH ENGINEER
	DIVISION 07 GUILFORD COUNTY	PLAN DATE: FEBRUARY 2015 PREPARED BY: J. CROSS REVIEWED BY: K. SMITH	
SCALE 	REVISIONS _____ _____ _____	INIT. _____ _____ _____	DATE _____ _____ _____

3/4/2015
 K:\ARL\TPTD\ITS\01036279 - U-2524BC\Plans\U-2524BC-ITS.psh_dgn

EXISTING SPLICE ENCLOSURE AT I-840 AND BRYAN BLVD.



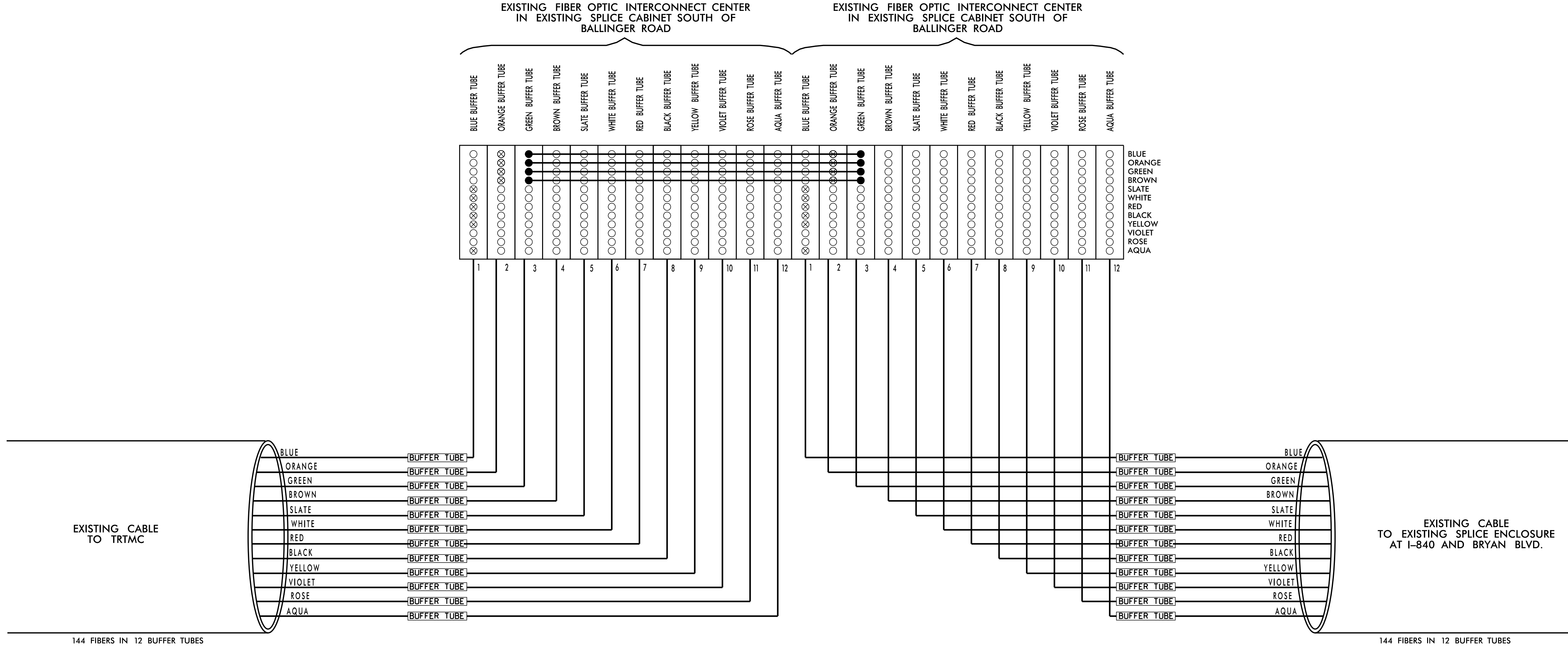
COLOR CODE TIA/EIA 598-C		LEGEND	LEGEND
(1) BLUE	(7) RED	ETHERNET SWITCH TERMINATION CONFIGURATIONS ARE GENERIC. CONTRACTOR IS RESPONSIBLE FOR DETERMINING / ENSURING PROPER TERMINATION.	
(2) ORANGE	(8) BLACK	X - NEW FUSION SPLICE INDIVIDUAL FIBER	
(3) GREEN	(9) YELLOW	O - EXISTING FUSION SPLICE INDIVIDUAL FIBER	
(4) BROWN	(10) VIOLET	[BUFFER TUBE] SPLICE OR EXPRESS ENTIRE BUFFER TUBE	
(5) SLATE	(11) ROSE		
(6) WHITE	(12) AQUA		

Kimley»Horn
 NC License #F-0102
 P.O. Box 33068
 Raleigh, NC 27636
 Tel: (919) 677-2000
 Fax: (919) 677-2050

	SPLICE DETAIL	
	DIVISION 07 GUILFORD COUNTY	
PLAN DATE: FEBRUARY 2015 PREPARED BY: J. CROSS	REVIEWED BY: K. SMITH	
REVISIONS _____ _____	INIT. _____	DATE _____
SCALE 0 _____		DocuSigned by: Kevin W. Smith, P.E. DATE: 3/5/2015 CADD File name:

3/4/2015 K:\RAL\TPTD\ITS\01036279 - U-2524BC\Plans\U-2524BC-ITS.psh_12.dgn

EXISTING INTERCONNECT CENTERS
IN EXISTING SPLICE CABINET
SOUTH OF BALLINGER ROAD



COLOR CODE TIA/EIA 598-C		LEGEND	LEGEND
(1) BLUE	(7) RED	ETHERNET SWITCH TERMINATION CONFIGURATIONS ARE GENERIC. CONTRACTOR IS RESPONSIBLE FOR DETERMINING / ENSURING PROPER TERMINATION.	● - NEW CONNECTION
(2) ORANGE	(8) BLACK		⊗ - EXISTING CONNECTION
(3) GREEN	(9) YELLOW		○ - OPEN CONNECTION
(4) BROWN	(10) VIOLET		X - NEW FUSION SPLICE INDIVIDUAL FIBER
(5) SLATE	(11) ROSE		O - EXISTING FUSION SPLICE INDIVIDUAL FIBER
(6) WHITE	(12) AQUA		[BUFFER TUBE] SPLICE OR EXPRESS ENTIRE BUFFER TUBE

3/4/2015 K:\ARL\TPTD\ITS\01036279 - U-2524BC\Plans\U-2524BC-ITS.psh_13.dgn

Kimley»Horn
 NC License #F-0102
 P.O. Box 33068
 Raleigh, NC 27636
 Tel: (919) 677-2000
 Fax: (919) 677-2050

Plans Prepared For:

250 N. Greenfield Place, Garner, NC 27529

SCALE
0

SPLICE DETAIL

DIVISION 07 GUILFORD COUNTY

PLAN DATE: FEBRUARY 2015 REVIEWED BY:

PREPARED BY: J. CROSS REVIEWED BY: K. SMITH

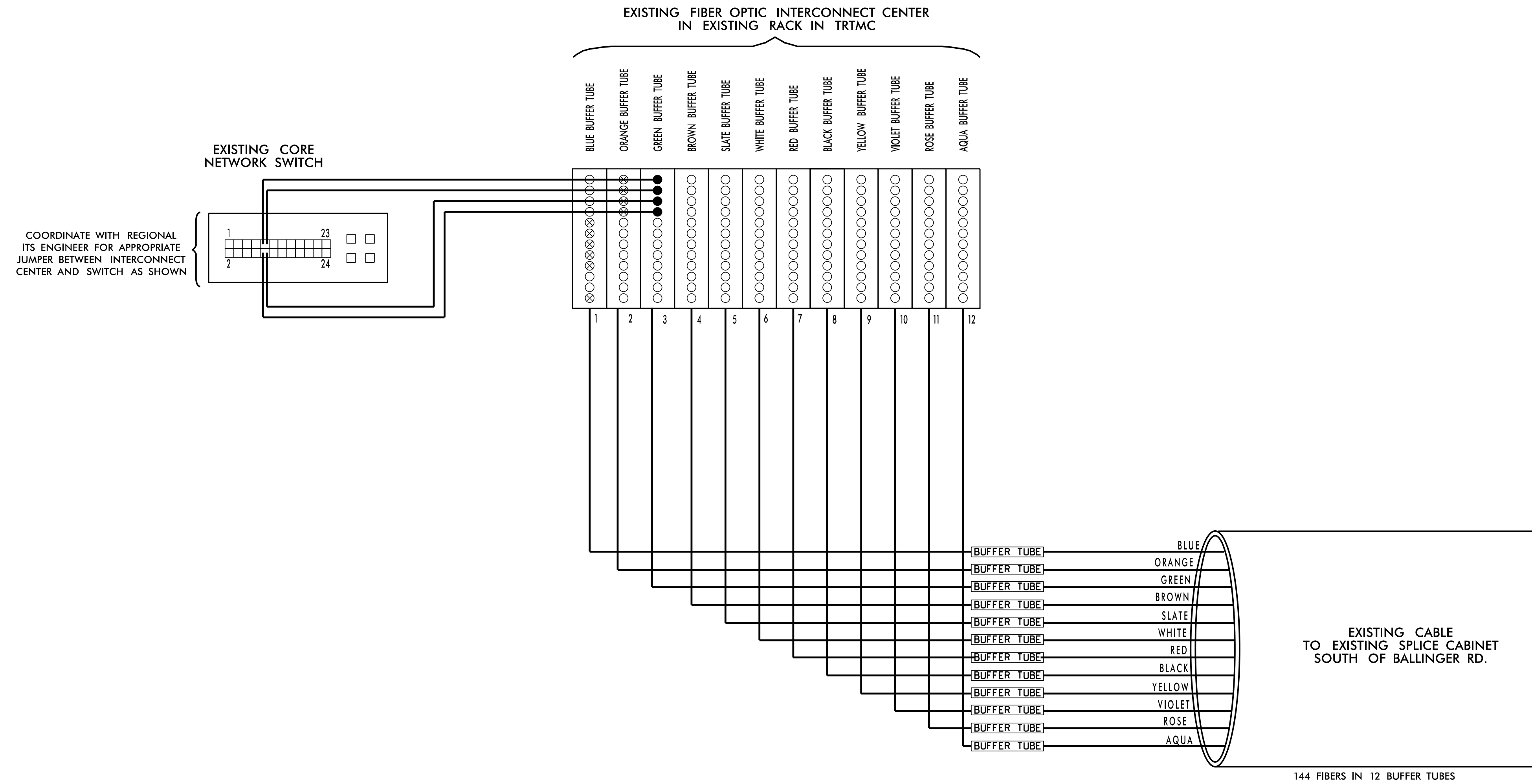
REVISIONS	INIT.	DATE

SEAL

DocuSigned by:
Kevin W. Smith, P.E.
3/5/2015

CADD Filename:

EXISTING INTERCONNECT CENTER
IN EXISTING RACK AT TRTMC



COLOR CODE TIA/EIA 598-C		LEGEND ETHERNET SWITCH TERMINATION CONFIGURATIONS ARE GENERIC. CONTRACTOR IS RESPONSIBLE FOR DETERMINING / ENSURING PROPER TERMINATION. X - NEW FUSION SPLICE INDIVIDUAL FIBER O - EXISTING FUSION SPLICE INDIVIDUAL FIBER [BUFFER TUBE] SPLICE OR EXPRESS ENTIRE BUFFER TUBE	LEGEND ● - NEW CONNECTION ⊗ - EXISTING CONNECTION ○ - OPEN CONNECTION
(1) BLUE	(7) RED		
(2) ORANGE	(8) BLACK		
(3) GREEN	(9) YELLOW		
(4) BROWN	(10) VIOLET		
(5) SLATE	(11) ROSE		
(6) WHITE	(12) AQUA		

3/4/2015 K:\ARL\TPTD\ITS\01036279 - U-2524BC\Plans\U-2524BC-ITS_psh_14.dgn

Kimley»Horn
 NC License #F-0102
 P.O. Box 33068
 Raleigh, NC 27636
 Tel: (919) 677-2000
 Fax: (919) 677-2050

	SPLICE DETAIL		
	DIVISION 07 GUILFORD COUNTY		
PLAN DATE: FEBRUARY 2015	REVIEWED BY: K. SMITH		DocuSigned by: Kevin W. Smith, P.E. DATE: 3/5/2015
PREPARED BY: J. CROSS	REVIEWED BY: K. SMITH		
REVISIONS	INIT.	DATE	CADD Filename: