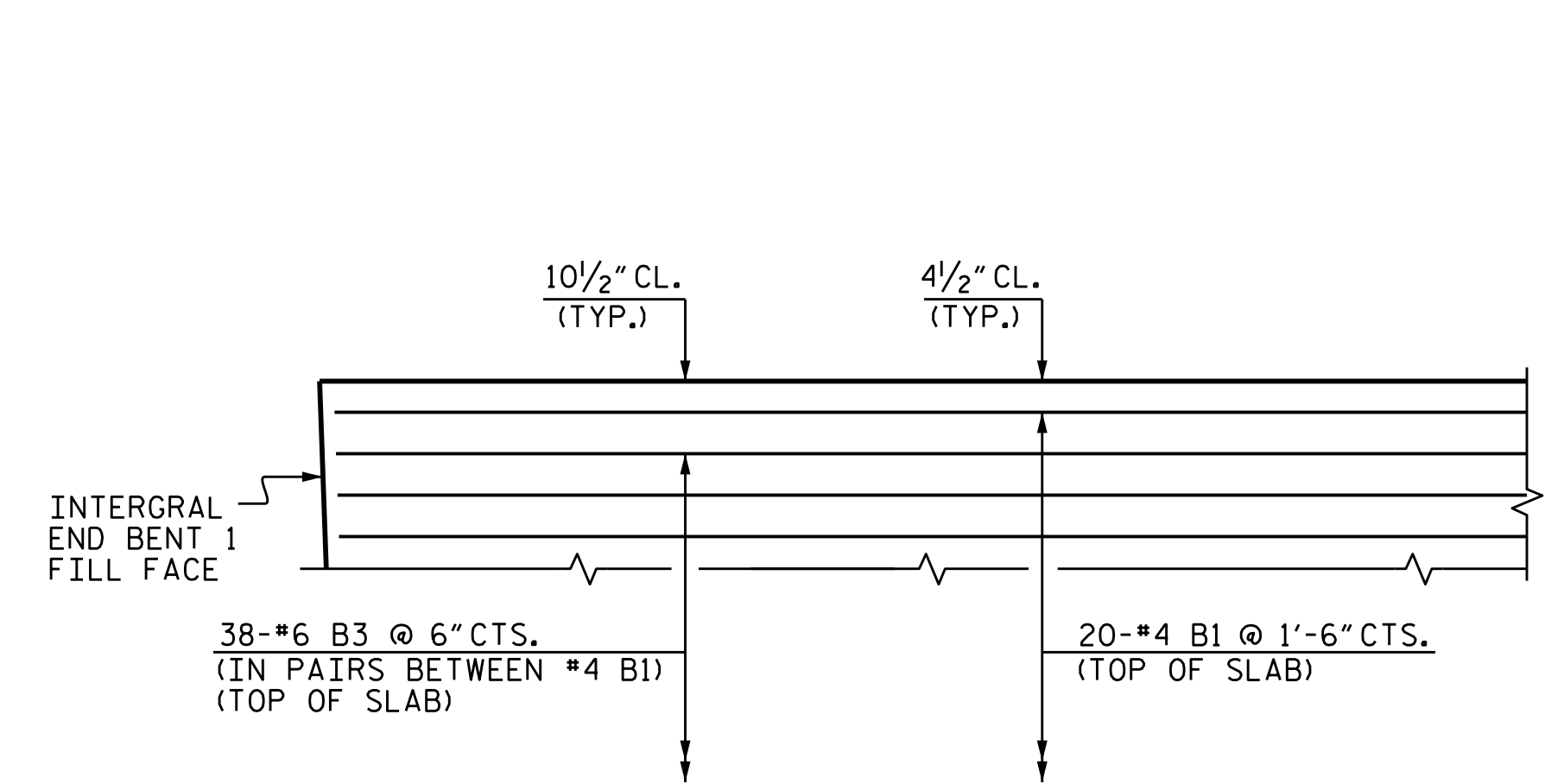
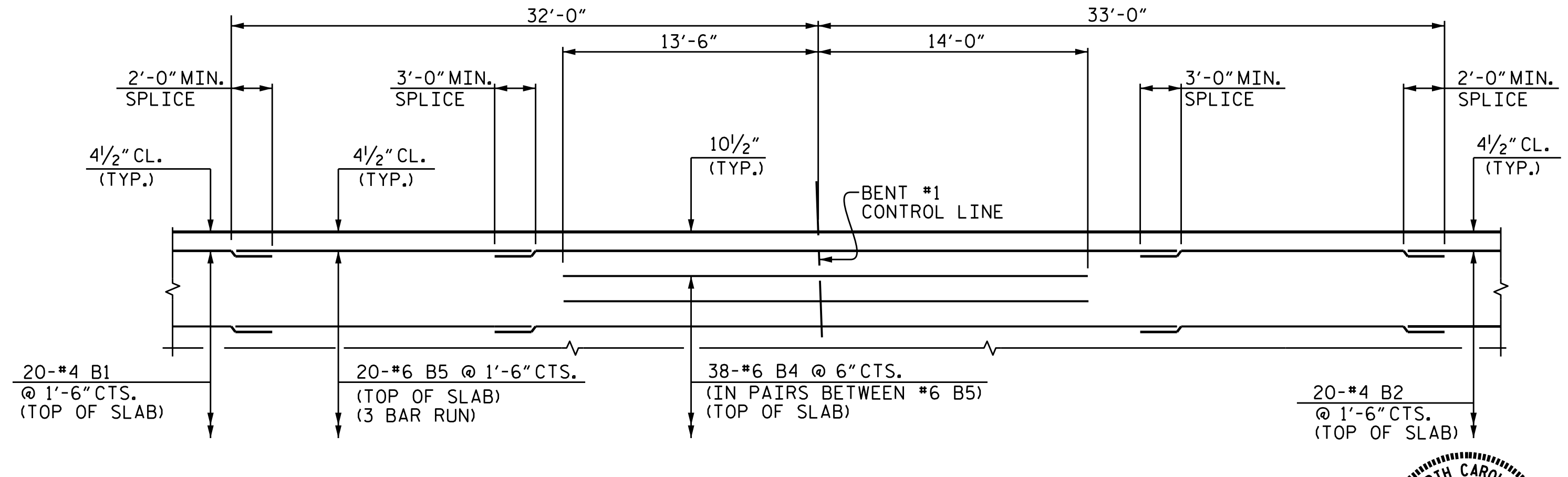


PLAN OF SPAN A

* #4 U1, #4 U2, #4 V1, #4 S1 & #4 S2 BARS TO MATCH WITH #4 "V" BARS IN INTEGRAL END BENT CAP FOR TOP OF SLAB REINFORCING DETAILS, SEE "REINFORCING STEEL LAYOUT"



TOP REINFORCING STEEL @ END BENT



TOP REINFORCING STEEL @ BENT #1


REINFORCING STEEL LAYOUT

PROJECT NO. R-2514D
 JONES & CRAVEN COUNTY
 STATION: 28+29.35 -Y10-

SHEET 1 OF 4

STATE OF NORTH CAROLINA
 DEPARTMENT OF TRANSPORTATION
 RALEIGH

SUPERSTRUCTURE
 PLAN OF SPAN A
 (RIGHT LANE)



REVISIONS						SHEET NO. S16-007
NO.	BY:	DATE:	NO.	BY:	DATE:	
1			3			TOTAL SHEETS 30
2			4			

DRAWN BY : M.D.PISO DATE : 09-18-14
 CHECKED BY : K.P.SEDAII DATE : 10-09-14
 DESIGN ENGINEER OF RECORD: R.KOUICHEKI DATE : 02/2015