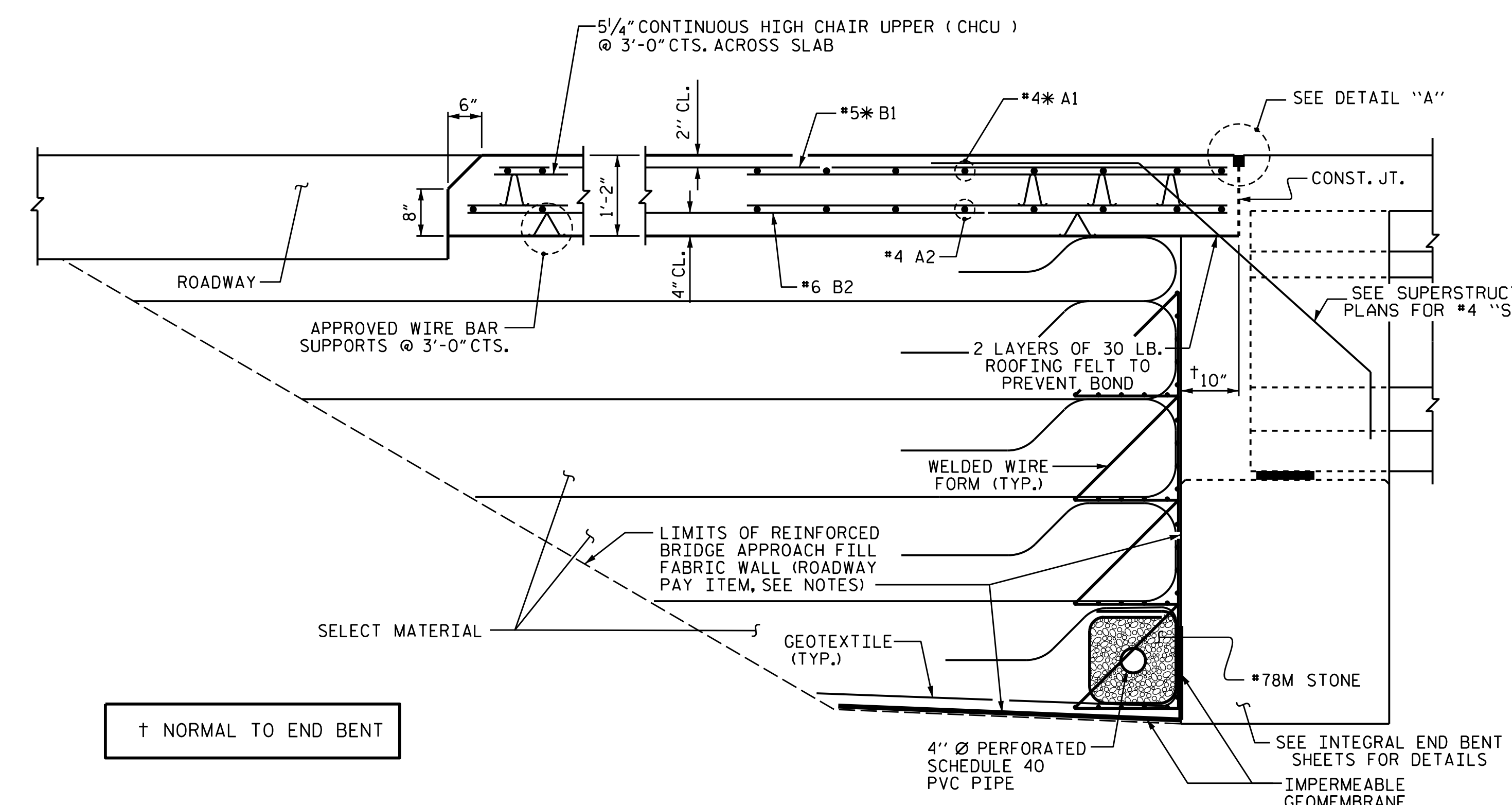


PLAN @ END BENT NO. 1 **PLAN @ END BENT NO. 2**
 (DIMENSIONS SHOWN ARE TYPICAL FOR BOTH APPROACH SLABS)

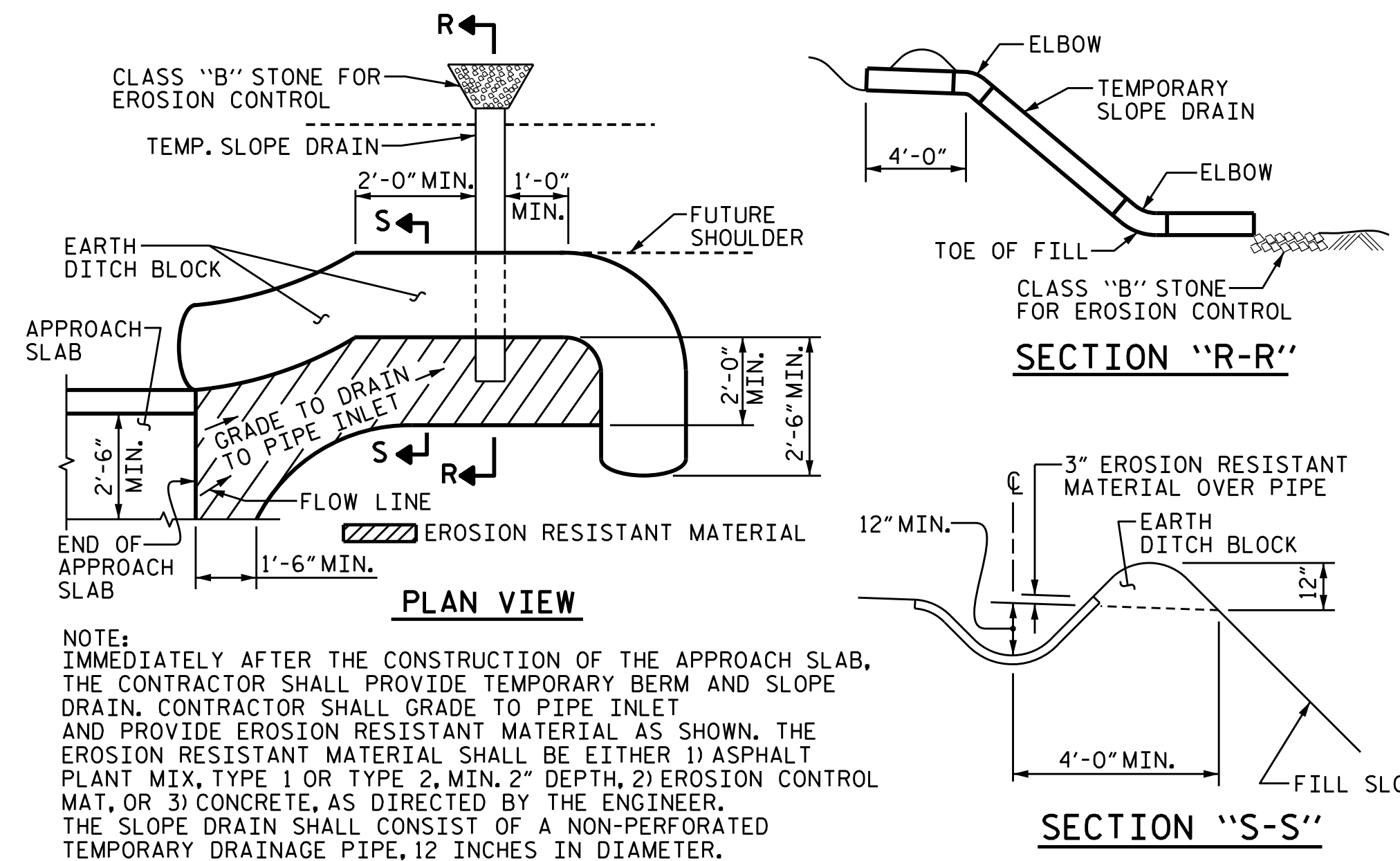


SECTION THRU SLAB

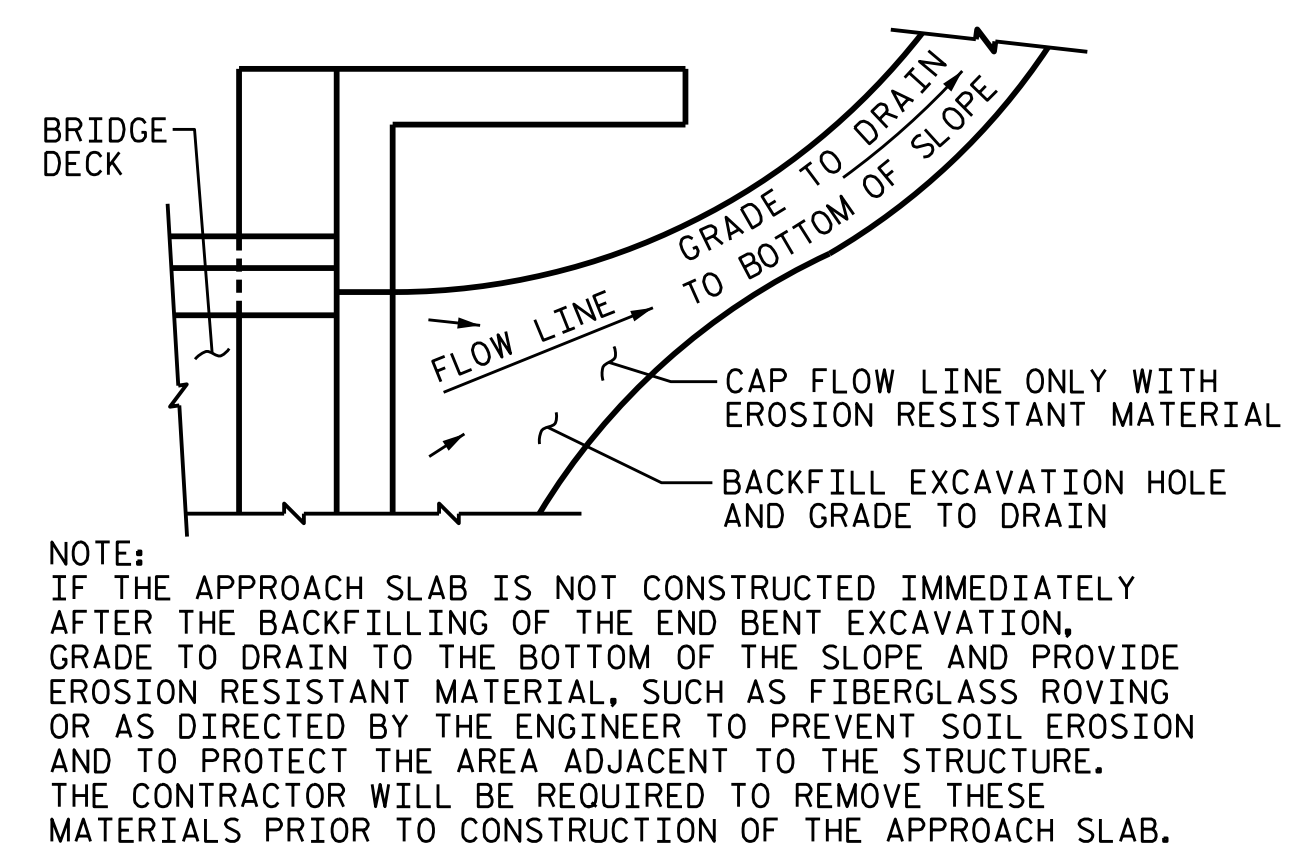
DRAWN BY: JD GOODIN DATE: 5/16/14
 CHECKED BY: MEG / HMS DATE: 6/23/14
 QC / QA BY: TG ZEBLO DATE: 7/7/14
 DRAWN BY: SHS/MAA 5-09
 CHECKED BY: BCH 5-09

NOTES

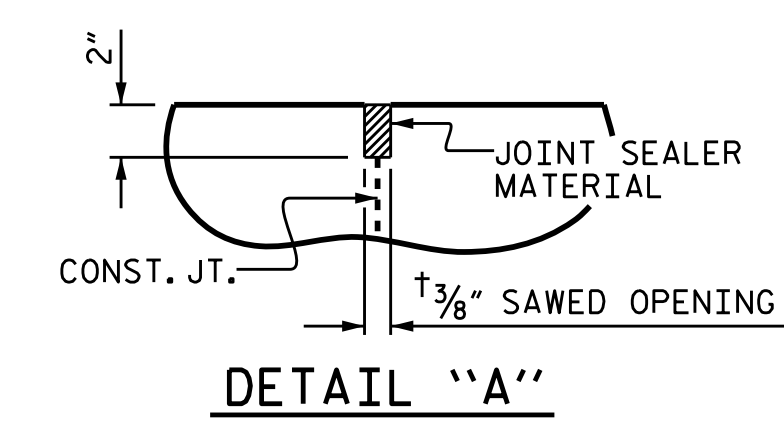
APPROACH SLAB SHALL NOT BE CONSTRUCTED PRIOR TO COMPLETION OF THE BRIDGE DECK.
 FOR REINFORCED BRIDGE APPROACH FILL FABRIC WALL INCLUDING GEOTEXTILE, IMPERMEABLE GEOMEMBRANE, 4" Ø DRAINAGE PIPE, #78M STONE, WELDED WIRE FORM, AND SELECT MATERIAL, SEE ROADWAY PLANS.
 AREA BETWEEN THE WINGWALL AND APPROACH SLAB SHALL BE GRADED TO DRAIN THE WATER AWAY FROM THE FILL FACE OF THE BRIDGE AND SHALL BE PAVED. SEE ROADWAY PLANS.
 THE JOINT OPENING AT THE APPROACH SLAB/DECK INTERFACE SHALL BE SAWED NO MORE THAN 12 HOURS AFTER THE APPROACH SLAB IS CAST. THE JOINT SHALL BE CLEANED OF ALL DEBRIS BEFORE THE SEALANT IS APPLIED. THE JOINT SEALER MATERIAL SHALL CONFORM TO THE REQUIREMENTS OF SECTION 1028-3 OF THE STANDARD SPECIFICATIONS.



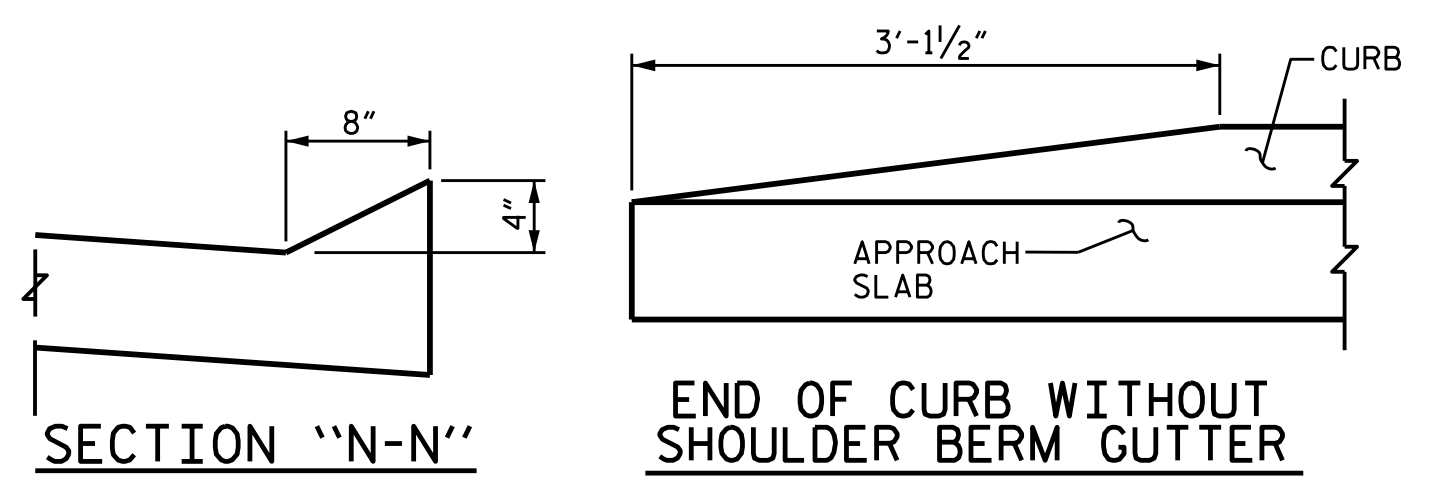
TEMPORARY BERM AND SLOPE DRAIN DETAILS
 (TO BE USED WHEN SHOULDER BERM GUTTER IS REQUIRED)



TEMPORARY DRAINAGE DETAIL



DETAIL "A"



CURB DETAILS

BILL OF MATERIAL

APPROACH SLAB AT END BENT NO. 1

BAR NO.	NO.	SIZE	TYPE	LENGTH	WEIGHT
*A1	52	#4	STR	20'-8"	718
A2	52	#4	STR	20'-6"	712
*B1	79	#5	STR	24'-2"	1991
B2	79	#6	STR	24'-8"	2927
REINFORCING STEEL					3639 LBS.
* EPOXY COATED REINFORCING STEEL					2709 LBS.
CLASS AA CONCRETE					42.6 C.Y.

BILL OF MATERIAL

APPROACH SLAB AT END BENT NO. 2

BAR NO.	NO.	SIZE	TYPE	LENGTH	WEIGHT
*A1	52	#4	STR	20'-8"	718
A2	52	#4	STR	20'-6"	712
*B1	79	#5	STR	24'-2"	1991
B2	79	#6	STR	24'-8"	2927
REINFORCING STEEL					3639 LBS.
* EPOXY COATED REINFORCING STEEL					2709 LBS.
CLASS AA CONCRETE					42.6 C.Y.

SPLICE CHART

#4* A1	2'-0" MIN.
#4A2	1'-9" MIN.

PROJECT NO. R-2514D
 JONES COUNTY
 STATION: 561+15.20 -L-
 =17+04.80 -Y7-

STATE OF NORTH CAROLINA
 DEPARTMENT OF TRANSPORTATION
 RALEIGH
STANDARD BRIDGE APPROACH SLAB FOR INTEGRAL END BENT LEFT LANE

REVISIONS				SHEET NO.	
NO.	BY:	DATE:	NO.	BY:	DATE:
1			3		
2			4		

TOTAL SHEETS: 21

PLAN PREPARED BY:

ALPHA & OMEGA GROUP
 CIVIL & STRUCTURAL ENGINEERS
 4601 Lake Boone Trail, Ste. 3C Raleigh, NC 27607
 Phone 919 981 0310 Fax 919 981 0451
 Firm License No. C-1684 www.aogroup.com
 A&O PROJECT NO. 2013.044

DocuSigned by:
 Mark Gustafson
 9E00EDB87408456...
 3/23/2015

STATE OF NORTH CAROLINA
 PROFESSIONAL ENGINEER
 Mark E. Gustafson
 License No. 28601
 3-20-2015
 ENGINEER
 MARK E. GUSTAFSON

REFERENCE NO. 13-21

STRUCTURE NO. 13 STD. NO. BAS5