DocuSign Envelope ID: 42A70331-C066-4077-8EBC-A5FDE0D82AA3

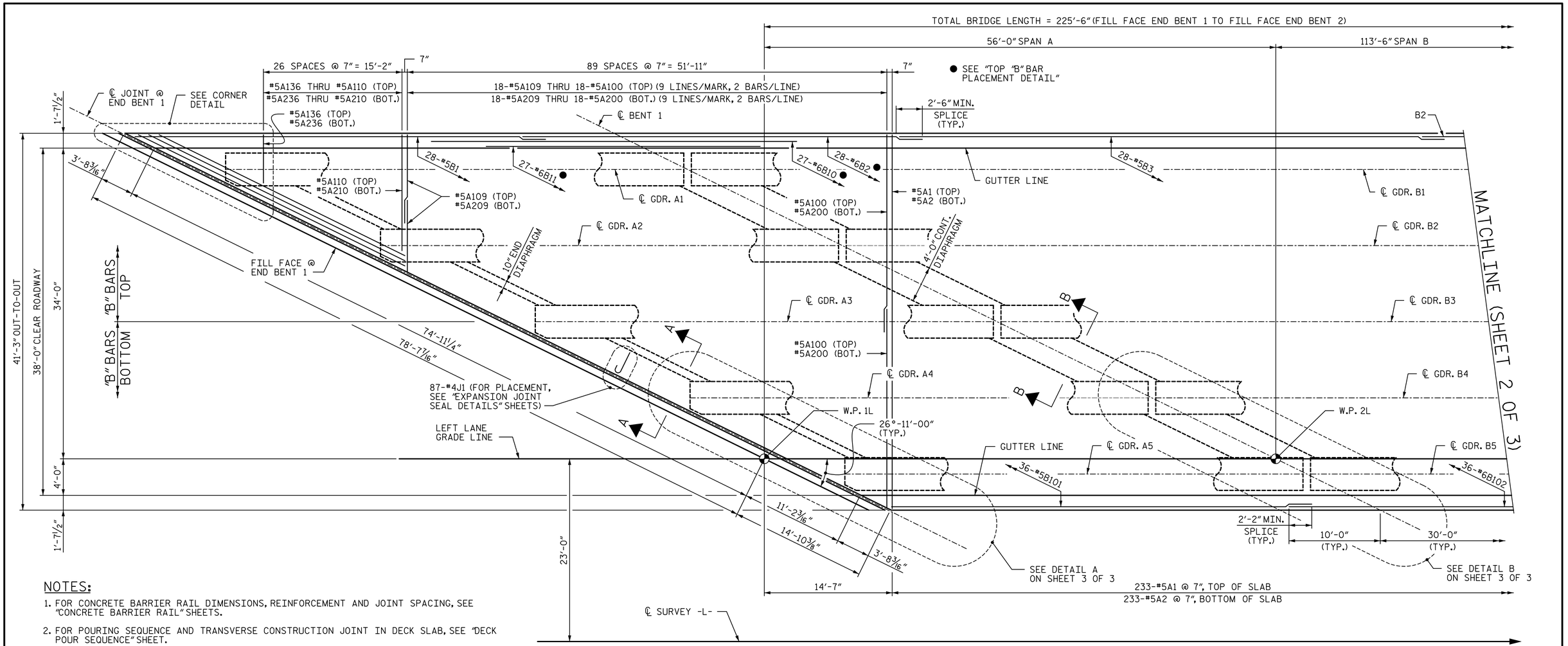

PLAN

NOTES:

1. FOR CONCRETE BARRIER RAIL DIMENSIONS, REINFORCEMENT AND JOINT SPACING, SEE "CONCRETE BARRIER RAIL" SHEETS.
2. FOR POURING SEQUENCE AND TRANSVERSE CONSTRUCTION JOINT IN DECK SLAB, SEE "DECK POUR SEQUENCE" SHEET.
3. FOR SECTION VIEWS, SEE "SUPERSTRUCTURE DETAILS" SHEETS.
4. FOR "B" BAR SPACING AND LOCATION, SEE "TYPICAL SECTION" SHEET.
5. FOR MINIMUM SPLICE LENGTHS, SEE "SUPERSTRUCTURE BILL OF MATERIAL" SHEET.
6. FOR ADDITIONAL DETAILS, SEE SHEET 3 OF 3.

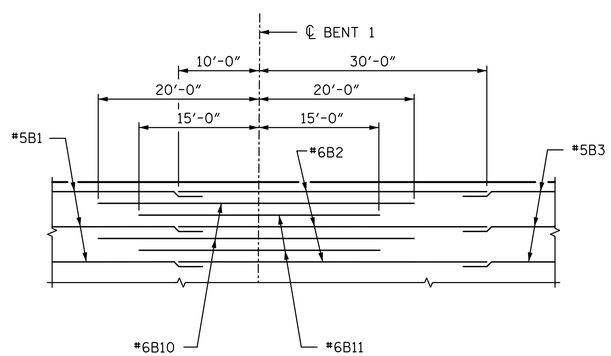

TOP "B" BAR PLACEMENT DETAIL

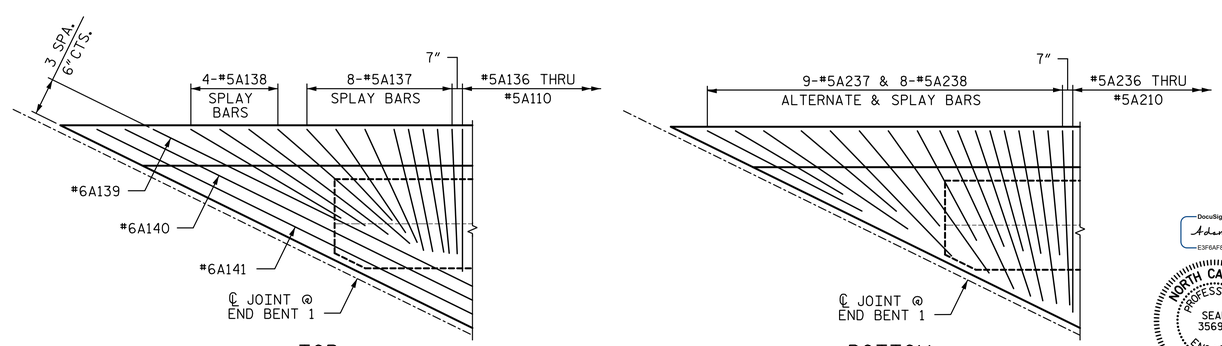

TOP

BOTTOM

CORNER DETAIL

(END BENT 1 SHOWN, END BENT 2 SIMILAR)
("B" BARS NOT SHOWN FOR CLARITY)

DocuSigned by: Adam J. Peter
E3F6AF8D99B4742A...

NORTH CAROLINA PROFESSIONAL SEAL 35695 ENGINEER ADAM J. PETER
3/10/2015

PROJECT NO. R-2514D
JONES & CRAVEN COUNTY
STATION: 526+71.12 -L-
= 16+08.07 -Y6-
SHEET 1 OF 3

STATE OF NORTH CAROLINA
DEPARTMENT OF TRANSPORTATION
RALEIGH

SUPERSTRUCTURE

PLAN OF SPANS
SPANS A - C

-LEFT LANE-

REVISIONS							SHEET NO.
NO.	BY:	DATE:	NO.	BY:	DATE:		S11-7
1			3				TOTAL SHEETS
2			4				38

STV / Ralph Whitehead Associates, Inc.
900 West Trade Street, Suite 715
Charlotte, NC 28202
NC License Number F-0991

DRAWN BY : CLG	DATE : 5-14	DESIGN ENGINEER OF RECORD: A. PETER	DATE : 6-14
CHECKED BY : AJP	DATE : 5-14		

3/6/2015 9:09:25 AM R:\Site 6\custo\Finals\Site 6 LL\411_007_R2514D_SMU_PO501.dgn