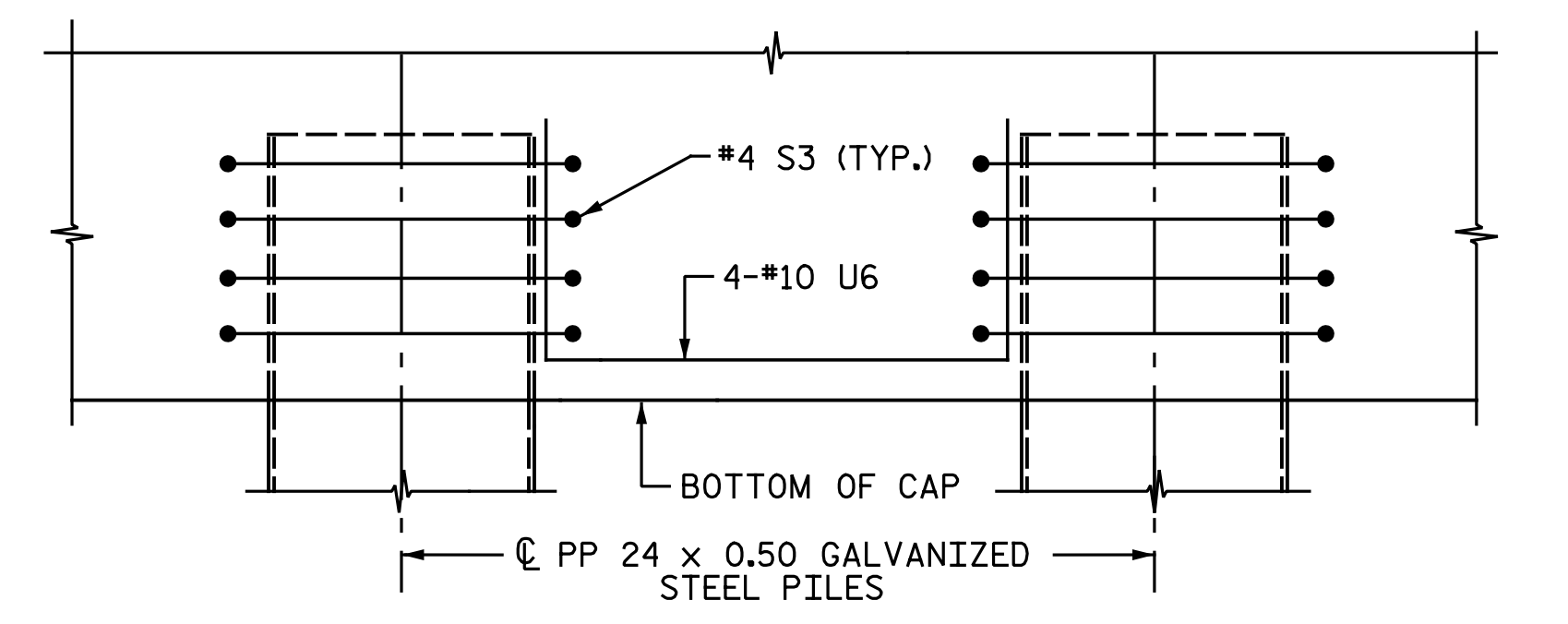
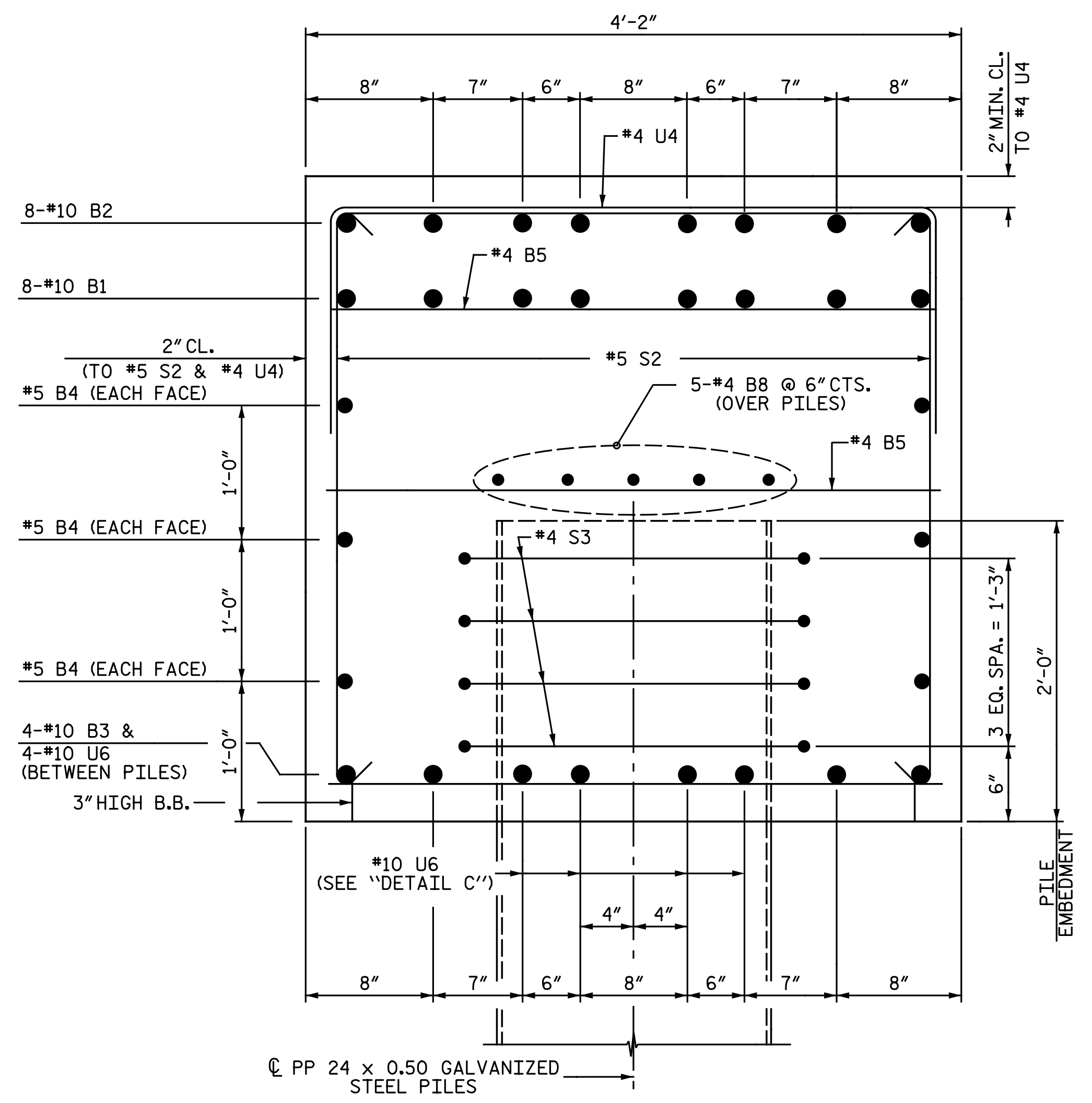
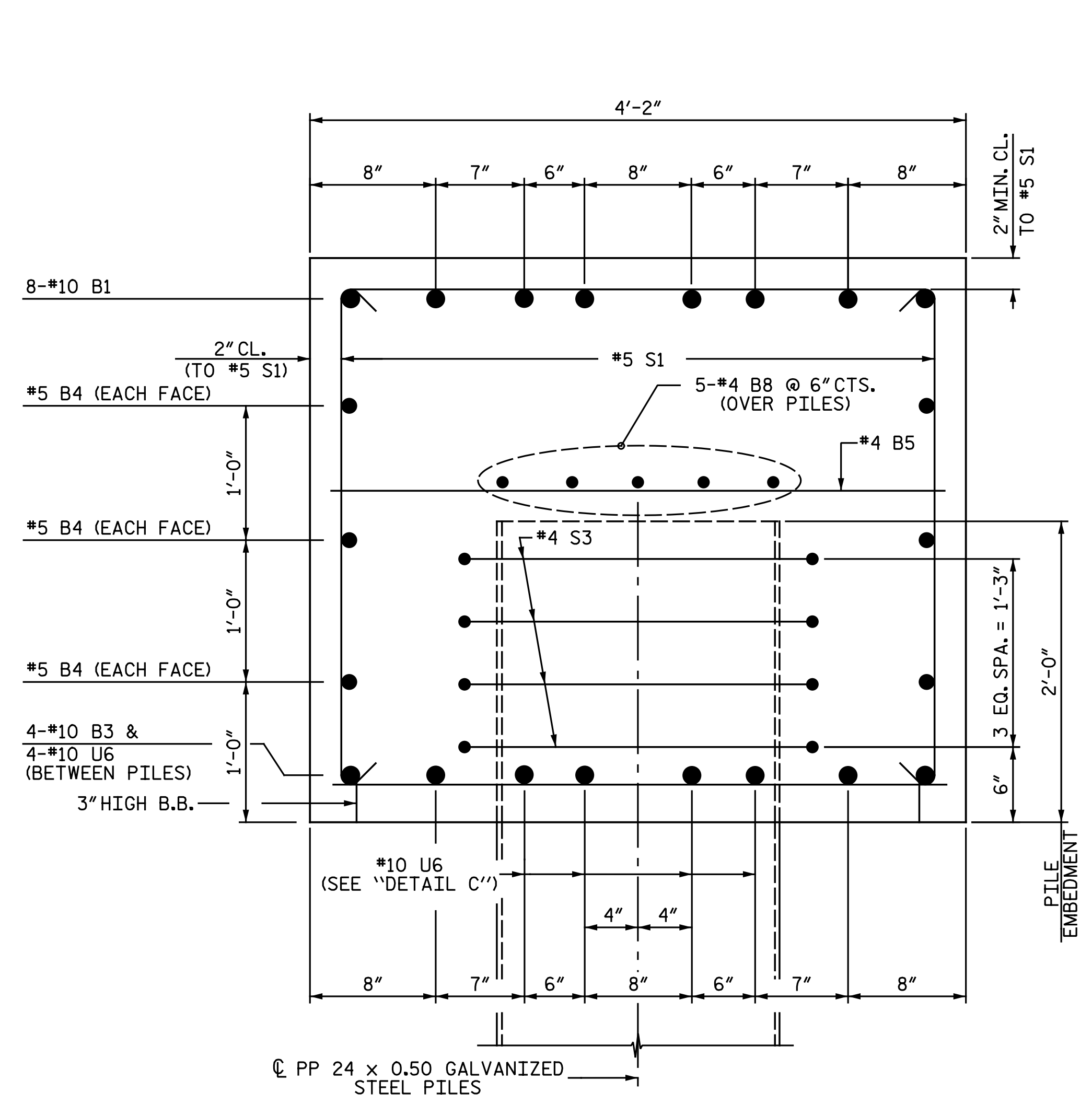



BILL OF MATERIAL					
BENT 7					
BAR NO.	NO.	SIZE	TYPE	LENGTH	WEIGHT
B1	8	10	1	30' - 5"	1,047
B2	8	10	1	22' - 6"	775
B3	4	10	STR	39' - 0"	671
B4	6	5	STR	39' - 0"	244
B5	14	4	STR	3' - 10"	36
B6	8	4	STR	3' - 7"	19
B7	16	4	STR	8' - 7"	92
B8	10	4	STR	20' - 9"	139
S1	20	5	2	12' - 0"	250
S2	22	5	2	12' - 10"	294
S3	28	4	3	10' - 9"	201
U1	7	4	4	6' - 8"	31
U2	4	4	4	6' - 7"	18
U3	2	9	4	11' - 0"	75
U4	41	4	4	6' - 10"	187
U5	4	4	4	7' - 5"	20
U6	24	10	4	7' - 2"	740
REINFORCING STEEL				LBS.	4,839
CLASS "A" CONCRETE BREAKDOWN					
POUR #1 - CAP				C.Y.	26.6
PP 24 x 0.50 GALVANIZED STEEL PILES					
No. 7				LIN. FT.	315
PIPE PILE PLATES				EA.	7
PILE REDRIVES				EA.	4

ALL BAR DIMENSIONS ARE OUT TO OUT.



PROJECT NO. R-2514D  
 JONES COUNTY  
 STATION: 389+47.50 -L-  
 SHEET 2 OF 2



STATE OF NORTH CAROLINA  
 DEPARTMENT OF TRANSPORTATION  
 RALEIGH  
 SUBSTRUCTURE  
 BENT 7 DETAILS  
 RIGHT LANE

DRAWN BY: N. B. SPEAKS DATE: 6-25-14  
 CHECKED BY: A. M. HOUSTON DATE: 7-14-14

REVISIONS						SHEET NO.
NO.	BY:	DATE:	NO.	BY:	DATE:	S08-49
1			3			TOTAL SHEETS
2			4			68

