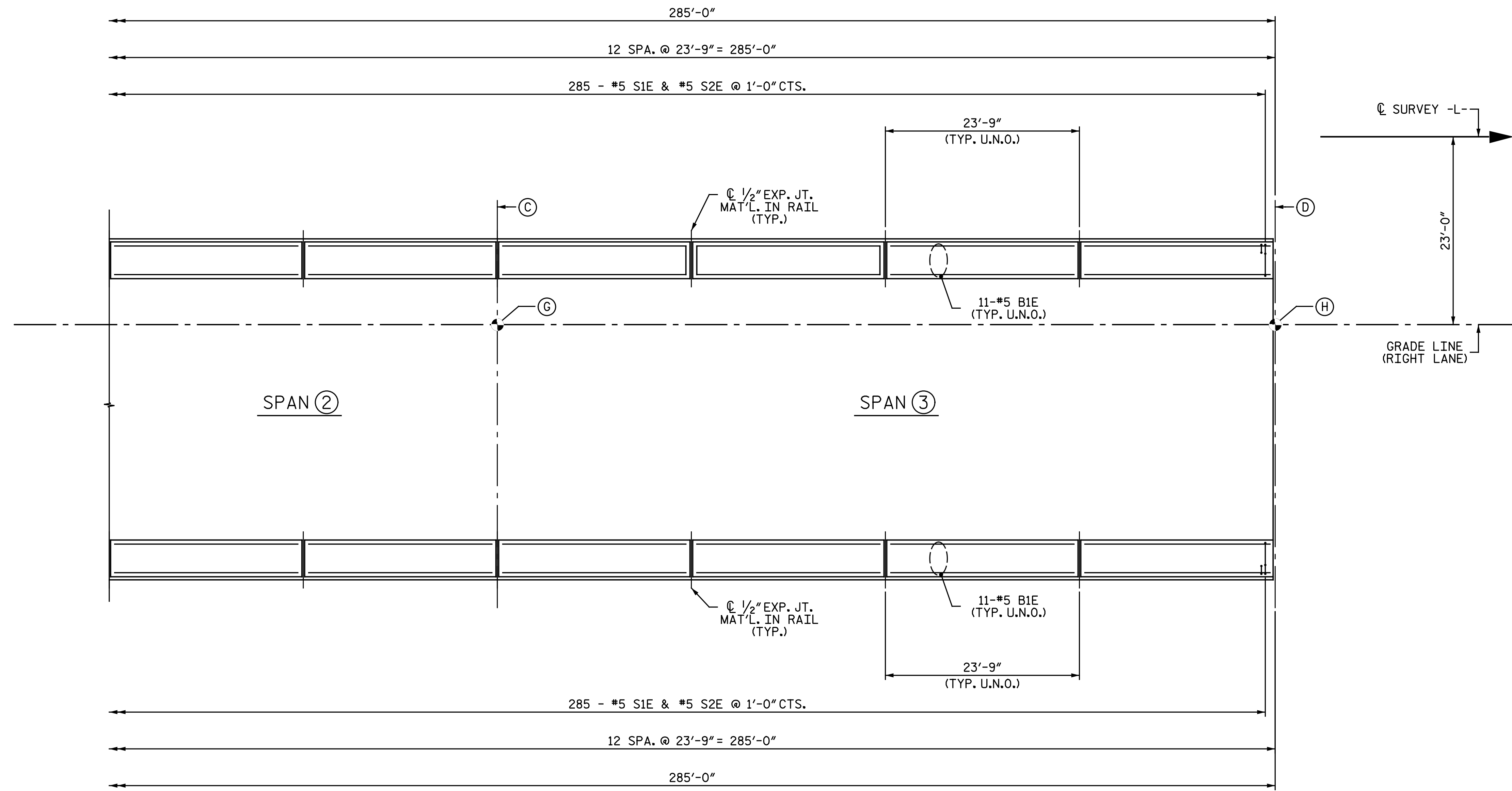





NOTE:  
FOR "TABLE OF VARIABLES", SEE SHEET 2 OF 5.



**PLAN OF BARRIER RAIL - UNITS 2 THRU 4**  
 U.N.O.-DENOTES "UNLESS NOTED OTHERWISE"

PROJECT NO. R-2514D  
JONES COUNTY  
 STATION: 389+47.50 -L-  
 SHEET 3 OF 5

| <br>DocuSigned by:<br><i>Andrew Phillips</i><br>5752848F5084459...<br>3/13/2015   |     | <br>DocuSigned by:<br><i>Dwan Hathaway</i><br>283786071DA0460...<br>3/13/2015 |     | STATE OF NORTH CAROLINA<br>DEPARTMENT OF TRANSPORTATION<br>RALEIGH<br>SUPERSTRUCTURE<br><b>CONCRETE BARRIER RAIL<br/>         UNITS 2 THRU 4</b><br>RIGHT LANE |       |           |  |  |  |  |  |     |     |       |     |     |       |   |  |  |   |  |  |   |  |  |   |  |  |
|--|-----|--|-----|--|-------|-----------|--|--|--|--|--|-----|-----|-------|-----|-----|-------|---|--|--|---|--|--|---|--|--|---|--|--|
| <table border="1"> <thead> <tr> <th colspan="6">REVISIONS</th> </tr> <tr> <th>NO.</th> <th>BY:</th> <th>DATE:</th> <th>NO.</th> <th>BY:</th> <th>DATE:</th> </tr> </thead> <tbody> <tr> <td>1</td> <td></td> <td></td> <td>3</td> <td></td> <td></td> </tr> <tr> <td>2</td> <td></td> <td></td> <td>4</td> <td></td> <td></td> </tr> </tbody> </table> |     |  |     |  |       | REVISIONS |  |  |  |  |  | NO. | BY: | DATE: | NO. | BY: | DATE: | 1 |  |  | 3 |  |  | 2 |  |  | 4 |  |  |
| REVISIONS  |     |  |     |  |       |           |  |  |  |  |  |     |     |       |     |     |       |   |  |  |   |  |  |   |  |  |   |  |  |
| NO.  | BY: | DATE:  | NO. | BY:  | DATE: |           |  |  |  |  |  |     |     |       |     |     |       |   |  |  |   |  |  |   |  |  |   |  |  |
| 1  |     |  | 3   |  |       |           |  |  |  |  |  |     |     |       |     |     |       |   |  |  |   |  |  |   |  |  |   |  |  |
| 2  |     |  | 4   |  |       |           |  |  |  |  |  |     |     |       |     |     |       |   |  |  |   |  |  |   |  |  |   |  |  |
|   |     |  |     | Michael Baker Engineering<br>8000 Regency Parkway, Suite 600<br>Cary, North Carolina 27518<br>NC License No.: F-1084   |       |           |  |  |  |  |  |     |     |       |     |     |       |   |  |  |   |  |  |   |  |  |   |  |  |
| DRAWN BY : <u>M. D. MAYHEW</u> DATE : <u>8-13-13</u><br>CHECKED BY : <u>A. L. PHILLIPS</u> DATE : <u>8-23-13</u>   |     | DWG. <u>27</u> OF <u>68</u>  |     | SHEET NO.<br><b>S08-27</b><br>TOTAL SHEETS<br><b>68</b>  |       |           |  |  |  |  |  |     |     |       |     |     |       |   |  |  |   |  |  |   |  |  |   |  |  |

nbspecks 4/14/11 PM  
 3/5/2015  
 File name: Y:\Projects\NCDOT\R-2514D\Site 4\Drawings\Right\Final\408\_027\_R2514D\_SMU\_BR03.dgn