

BILL OF MATERIAL

BENT 7

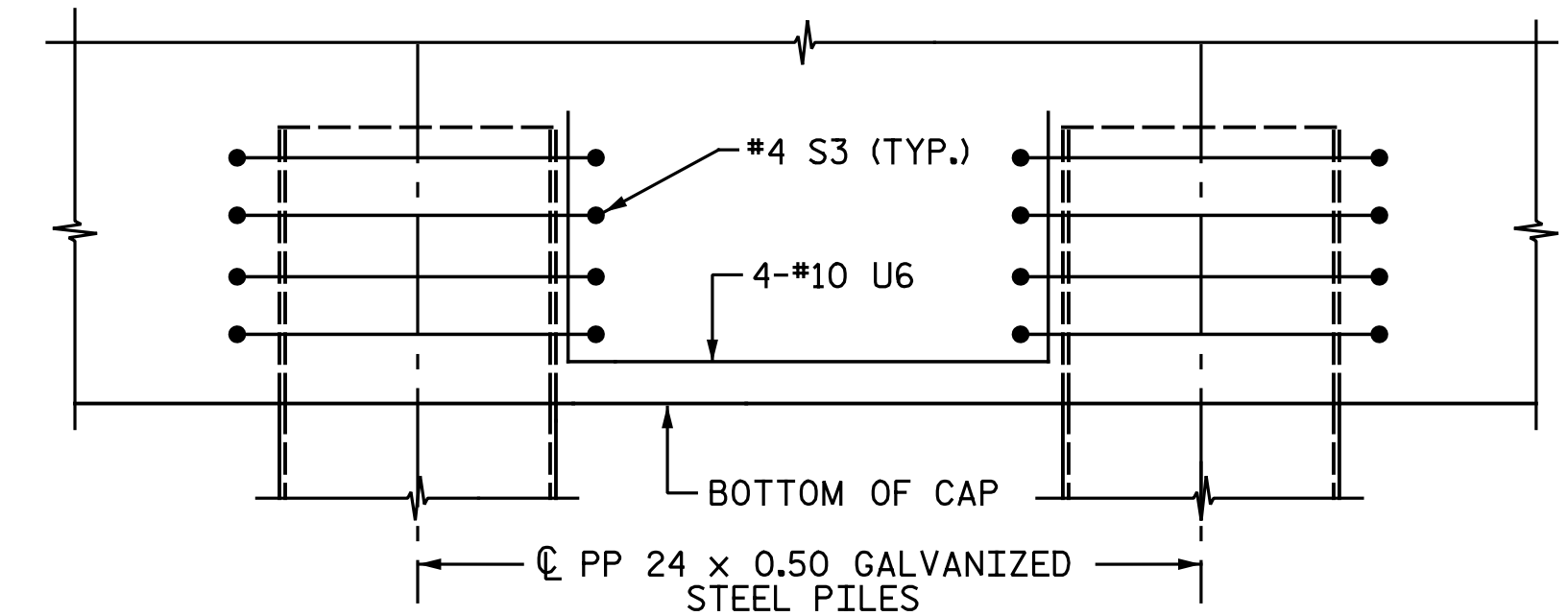
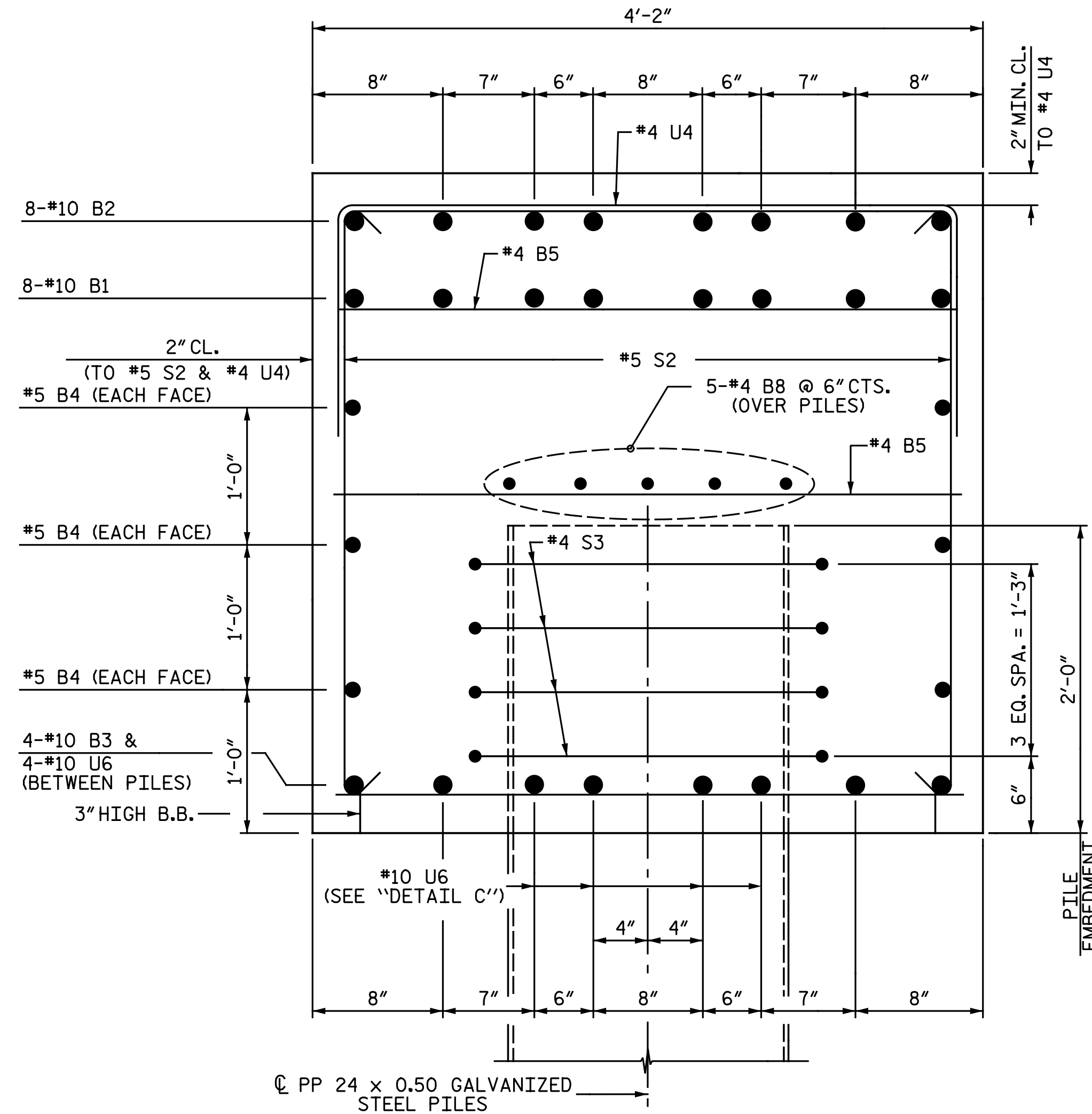
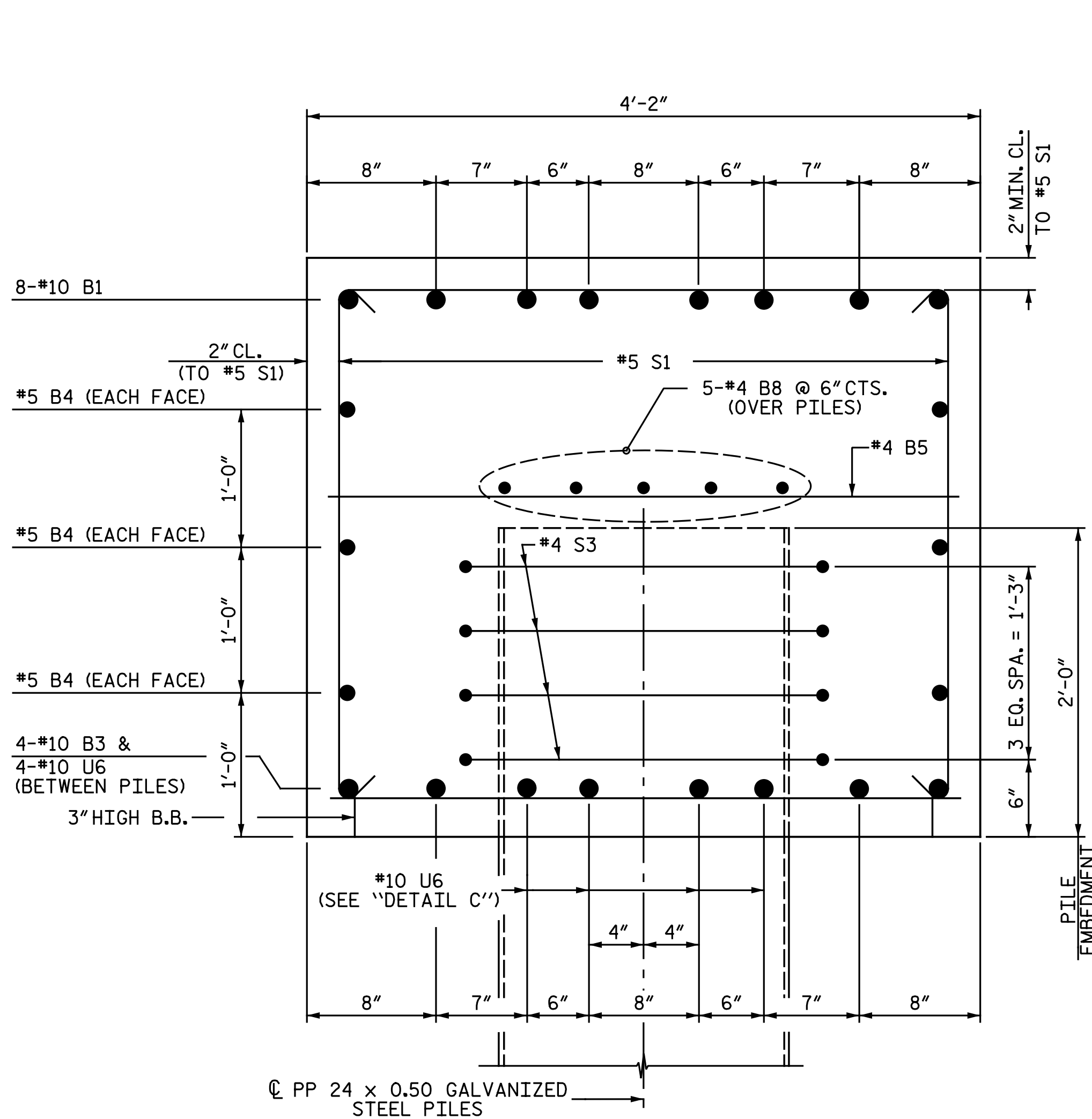
BAR NO.	NO.	SIZE	TYPE	LENGTH	WEIGHT
B1	8	10	1	30' - 5"	1,047
B2	8	10	1	22' - 6"	775
B3	4	10	STR	39' - 0"	671
B4	6	5	STR	39' - 0"	244
B5	14	4	STR	3' - 10"	36
B6	8	4	STR	3' - 7"	19
B7	16	4	STR	8' - 7"	92
B8	10	4	STR	20' - 9"	139
S1	20	5	2	12' - 0"	250
S2	22	5	2	12' - 10"	294
S3	28	4	3	10' - 9"	201
U1	7	4	4	6' - 8"	31
U2	4	4	4	6' - 7"	18
U3	2	9	4	11' - 0"	75
U4	41	4	4	6' - 10"	187
U5	4	4	4	7' - 5"	20
U6	24	10	4	7' - 2"	740

REINFORCING STEEL LBS. 4,839


CLASS "A" CONCRETE BREAKDOWN

POUR #1 - CAP	C.Y.	26.6
PP 24 x 0.50 GALVANIZED STEEL PILES		
No. 7	LIN. FT.	315
PIPE PILE PLATES	EA.	7
PILE REDRIVES	EA.	4

ALL BAR DIMENSIONS ARE OUT TO OUT.



PROJECT NO. R-2514D
 JONES COUNTY
 STATION: 389+47.50 -L-
 SHEET 2 OF 2



STATE OF NORTH CAROLINA
 DEPARTMENT OF TRANSPORTATION
 RALEIGH
 SUBSTRUCTURE
 BENT 7 DETAILS
 LEFT LANE

DRAWN BY: N. B. SPEAKS DATE: 6-13-14
 CHECKED BY: A. M. HOUSTON DATE: 7-14-14

SECTION A-A

SECTION B-B

DWG. 49 OF 68

REVISIONS						SHEET NO.
NO.	BY:	DATE:	NO.	BY:	DATE:	S07-49
1			3			TOTAL SHEETS
2			4			68