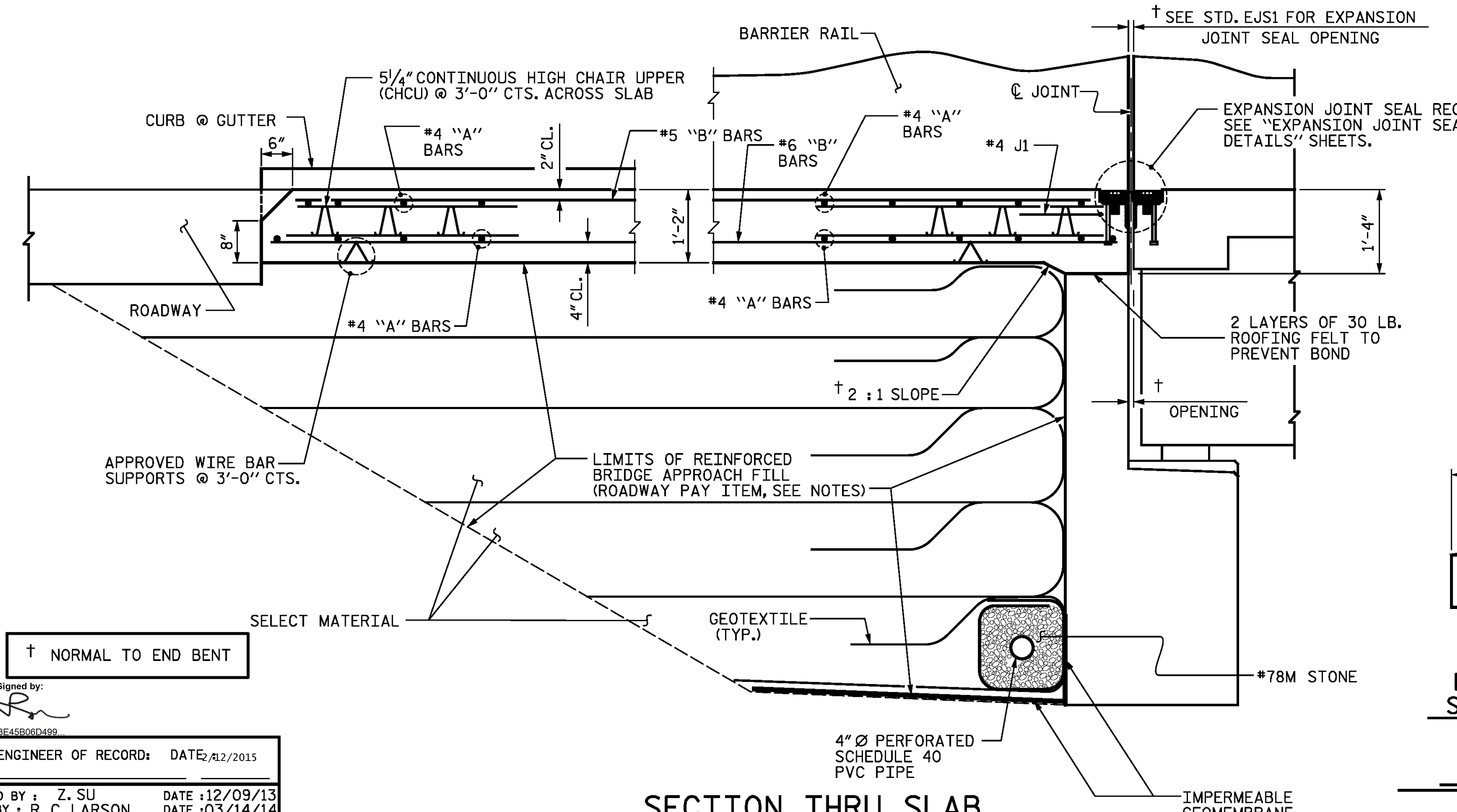


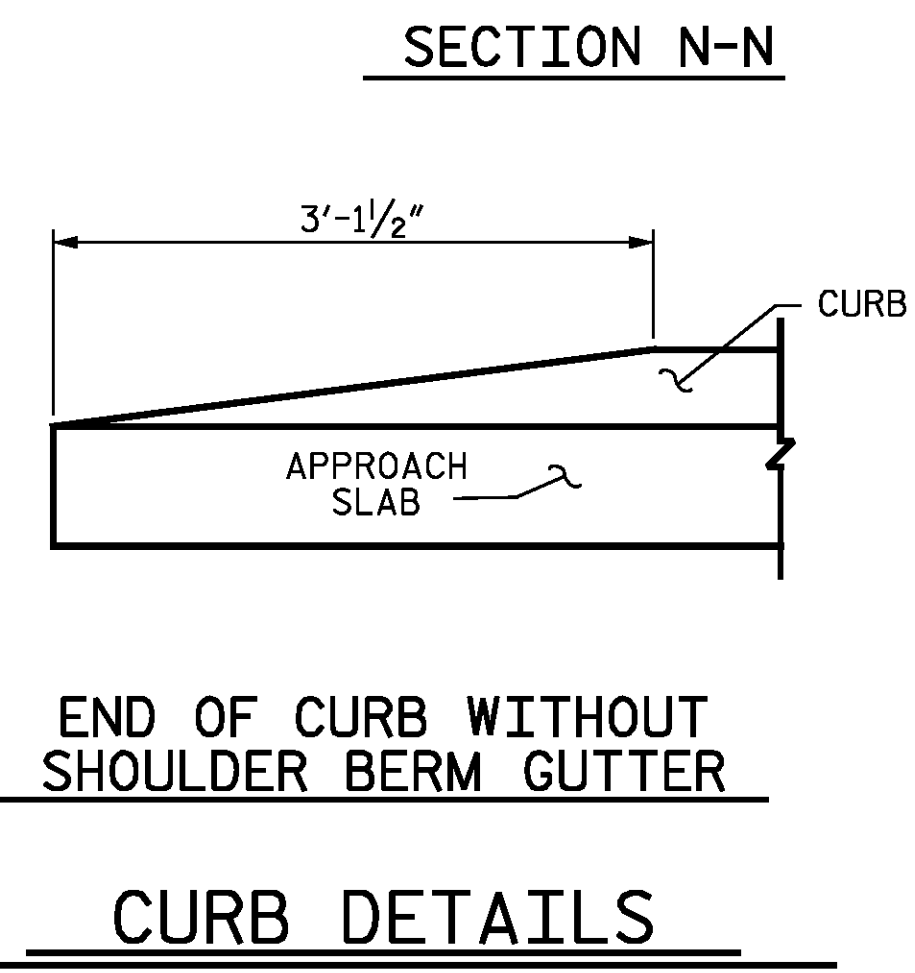
PLAN @ END BENT #1

PLAN @ END BENT #2

DIMENSIONS SHOWN ARE TYPICAL FOR BOTH APPROACH SLABS



SECTION THRU SLAB



CURB DETAILS

NOTES

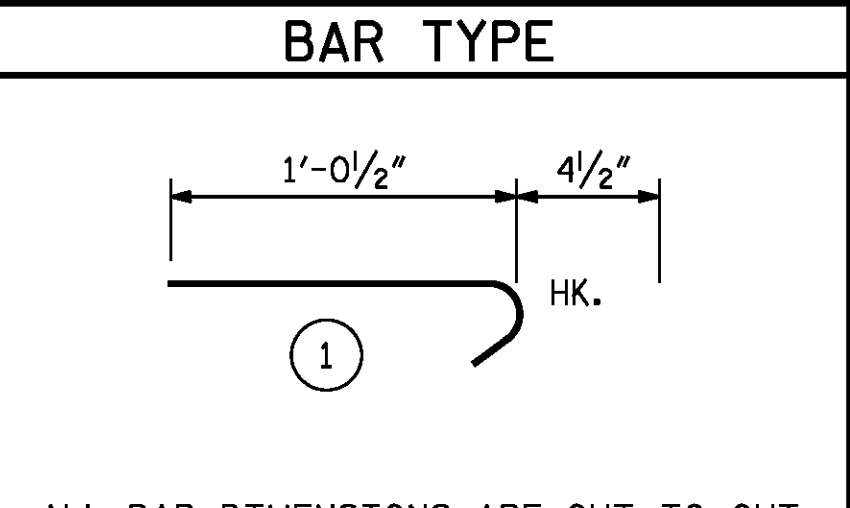
APPROACH SLAB SHALL NOT BE CONSTRUCTED PRIOR TO COMPLETION OF THE BRIDGE DECK.
 FOR REINFORCED BRIDGE APPROACH FILL INCLUDING GEOTEXTILE, IMPERMEABLE GEOMEMBRANE, 4" Ø DRAINAGE PIPE, #78M STONE, AND SELECT MATERIAL, SEE ROADWAY PLANS.
 AREA BETWEEN THE WINGWALL AND APPROACH SLAB SHALL BE GRADED TO DRAIN THE WATER AWAY FROM THE FILL FACE OF THE BRIDGE AND SHALL BE PAVED. SEE ROADWAY PLANS.
 FOR EXPANSION JOINT SEALS, SEE SPECIAL PROVISIONS.

BILL OF MATERIAL

FOR ONE APPROACH SLAB (2 REQ'D)

BAR	NO.	SIZE	TYPE	LENGTH	WEIGHT
*A1	20	#4	STR	21'-6"	287
A2	20	#4	STR	21'-4"	285
*A3	30	#4	STR	20'-6"	411
A4	32	#4	STR	20'-5"	436
*B1	78	#5	STR	23'-10"	1939
B2	78	#6	STR	24'-8"	2890
*B3	4	#5	STR	9'-8"	40
B4	4	#6	STR	9'-8"	58
*J1	39	#4	1	1'-5"	37

REINFORCING STEEL **	LBS.	3669
*EPOXY COATED REINFORCING STEEL **	LBS.	2714
CLASS AA CONCRETE **	C. Y.	43.4



ALL BAR DIMENSIONS ARE OUT TO OUT
 ** QUANTITIES FOR BARRIER RAIL ARE NOT INCLUDED. SEE STD. NO. CBRI.

THE QUANTITY OF #4 J1 BARS ON THE BILL OF MATERIAL IS BASED ON 1'-0" CENTERS. J1 BARS SHALL BE PLACED AT EACH VERTICAL STUD ANCHOR BOLT. IN THE EVENT THAT THE NUMBER OF VERTICAL STUD ANCHORS EXCEEDS THE NUMBER OF J1 BARS SPECIFIED, ADDITIONAL J1 BARS WILL NOT BE REQUIRED.

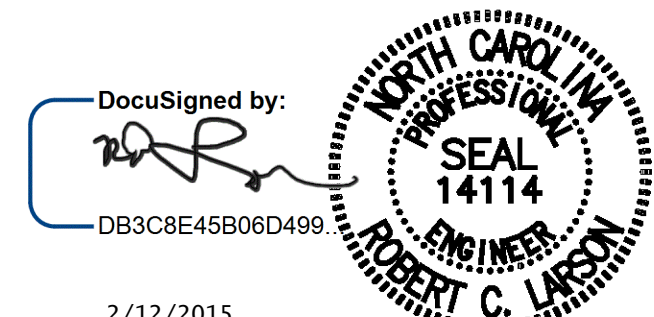
SPLICE LENGTHS

BAR SIZE	EPOXY COATED	UNCOATED
#4	2'-0"	1'-9"
#5	2'-6"	2'-2"
#6	3'-10"	2'-7"

PROJECT NO. R-2514D
 JONES COUNTY
 STATION: 373+02.50 -L-
 SHEET 1 OF 2

STATE OF NORTH CAROLINA
 DEPARTMENT OF TRANSPORTATION
 RALEIGH
 STANDARD
 BRIDGE APPROACH SLAB
 FOR FLEXIBLE PAVEMENT

STD. NO. BAS2 RIGHT LANE STR-#6



12/12/2015

DESIGN ENGINEER OF RECORD: DATE: 12/2/2015

ASSEMBLED BY: Z. SU	DATE: 12/09/13
CHECKED BY: R. C. LARSON	DATE: 03/14/14
DRAWN BY: EEM 3/95	REV. 10/1/11 MAA/GM
CHECKED BY: VAP 3/95	REV. 12/21/11 MAA/GM
	REV. 6/13 MAA/GM

REVISIONS

NO.	BY:	DATE:	NO.	BY:	DATE:
1			3		
2			4		

SHEET NO. S06-33

TOTAL SHEETS	S06-34
--------------	--------

KCI Associates of North Carolina, P.A.
 DWG. REF. NO. 33 OF 34