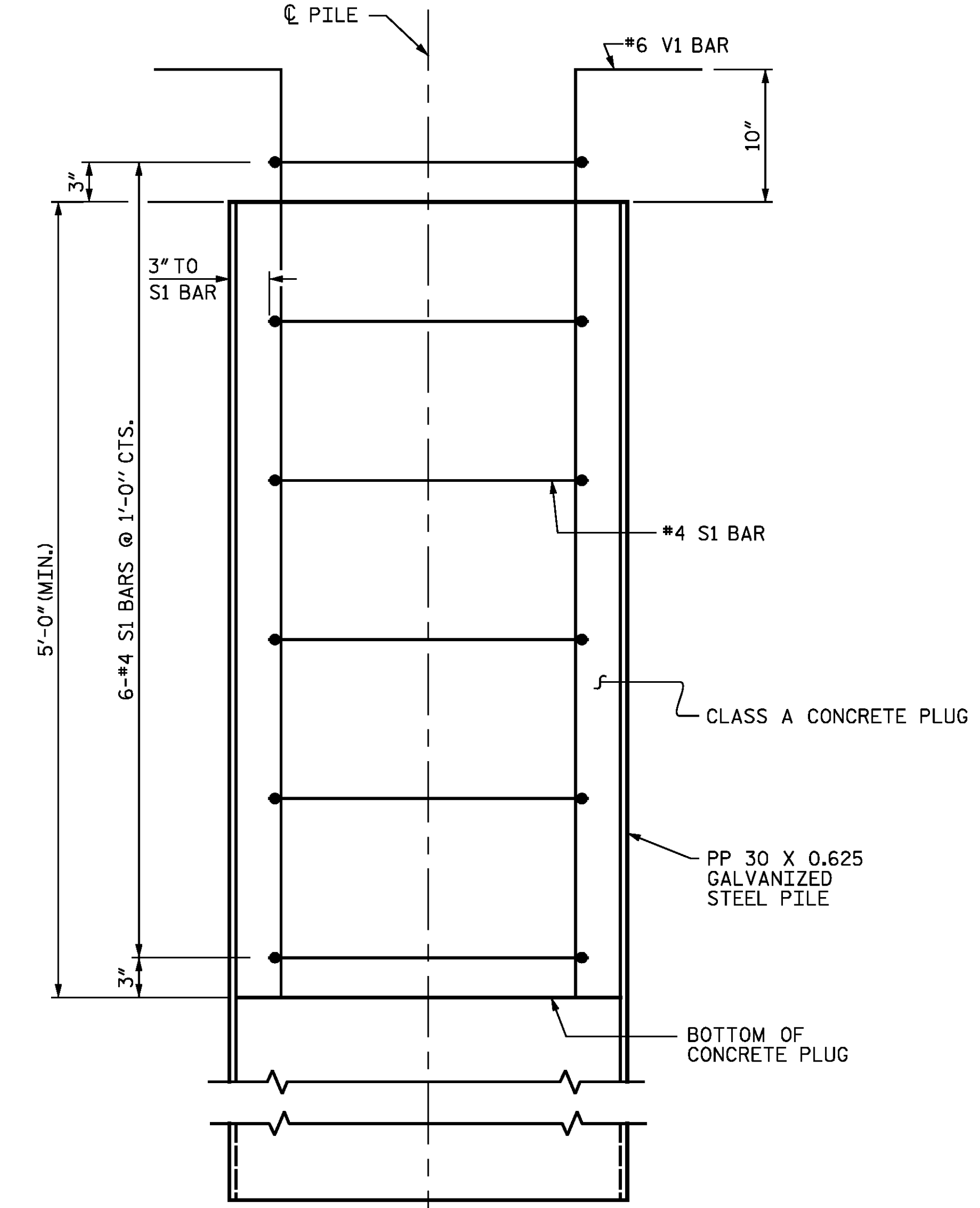


PLAN



ELEVATION

PP 30 X 0.625 GALVANIZED STEEL PILE
(OPEN END)

NOTES

PIPE PILES SHALL BE IN ACCORDANCE WITH SECTION 1084 OF THE STANDARD SPECIFICATIONS.

GALVANIZE STEEL PIPE PILES IN ACCORDANCE WITH SECTION 1076 OF THE STANDARD SPECIFICATIONS UNLESS METALLIZING IS REQUIRED. GALVANIZING OR METALLIZING PIPE PILE PLATES IS NOT REQUIRED.

PIPE PILE PLATES, IF REQUIRED, SHALL BE IN ACCORDANCE WITH SECTION 450 OF THE STANDARD SPECIFICATIONS.

REMOVE AND REPLACE OR REPAIR TO THE SATISFACTION OF THE ENGINEER PILES THAT ARE DAMAGED, DEFORMED OR COLLAPSED DURING INSTALLATION OR DRIVING.

PILE SPLICES SHALL BE IN ACCORDANCE WITH THE STANDARD SPECIFICATIONS AND AWS D1.1.

FOR CLOSED END PIPE PILES, REMOVE ALL SOIL AND WATER FROM INSIDE THE PILES JUST PRIOR TO PLACING REINFORCING STEEL AND CONCRETE FOR THE CONCRETE PLUG.

FOR OPEN END PIPE PILES, REMOVE ENOUGH SOIL AND WATER FROM INSIDE THE PILES TO CONSTRUCT THE CONCRETE PLUG WITHOUT FOULING THE CONCRETE.

FORM THE CONCRETE PLUG SUCH THAT THE REINFORCING STEEL OR CONCRETE DOES NOT MOVE AND THE CLEARANCE FROM THE REINFORCING STEEL TO THE INSIDE OF THE PILE IS MAINTAINED AFTER CONCRETE PLACEMENT. DO NOT PLACE CONCRETE IN THE BENT CAP UNTIL THE CONCRETE PLUG HAS ATTAINED A MINIMUM COMPRESSIVE STRENGTH OF 1500 PSI.

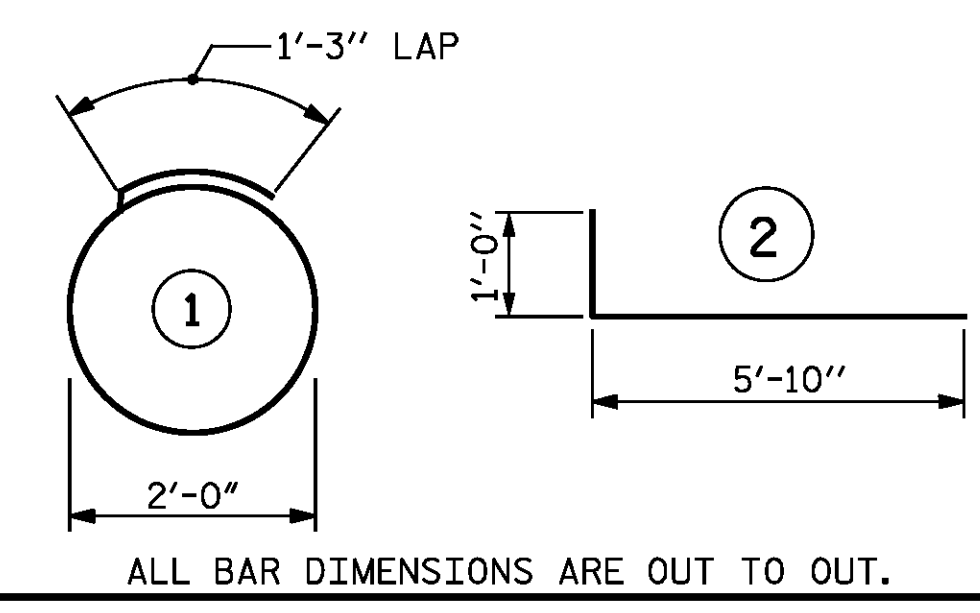
THE REINFORCING STEEL, CLASS A CONCRETE, AND GALVANIZING ARE CONSIDERED INCIDENTAL TO THE CONTRACT UNIT PRICE BID PER LINEAR FOOT FOR PP 30 X 0.625 GALVANIZED STEEL PILES.

BILL OF MATERIAL FOR ONE PP 30 X 0.625 GALVANIZED STEEL PILE

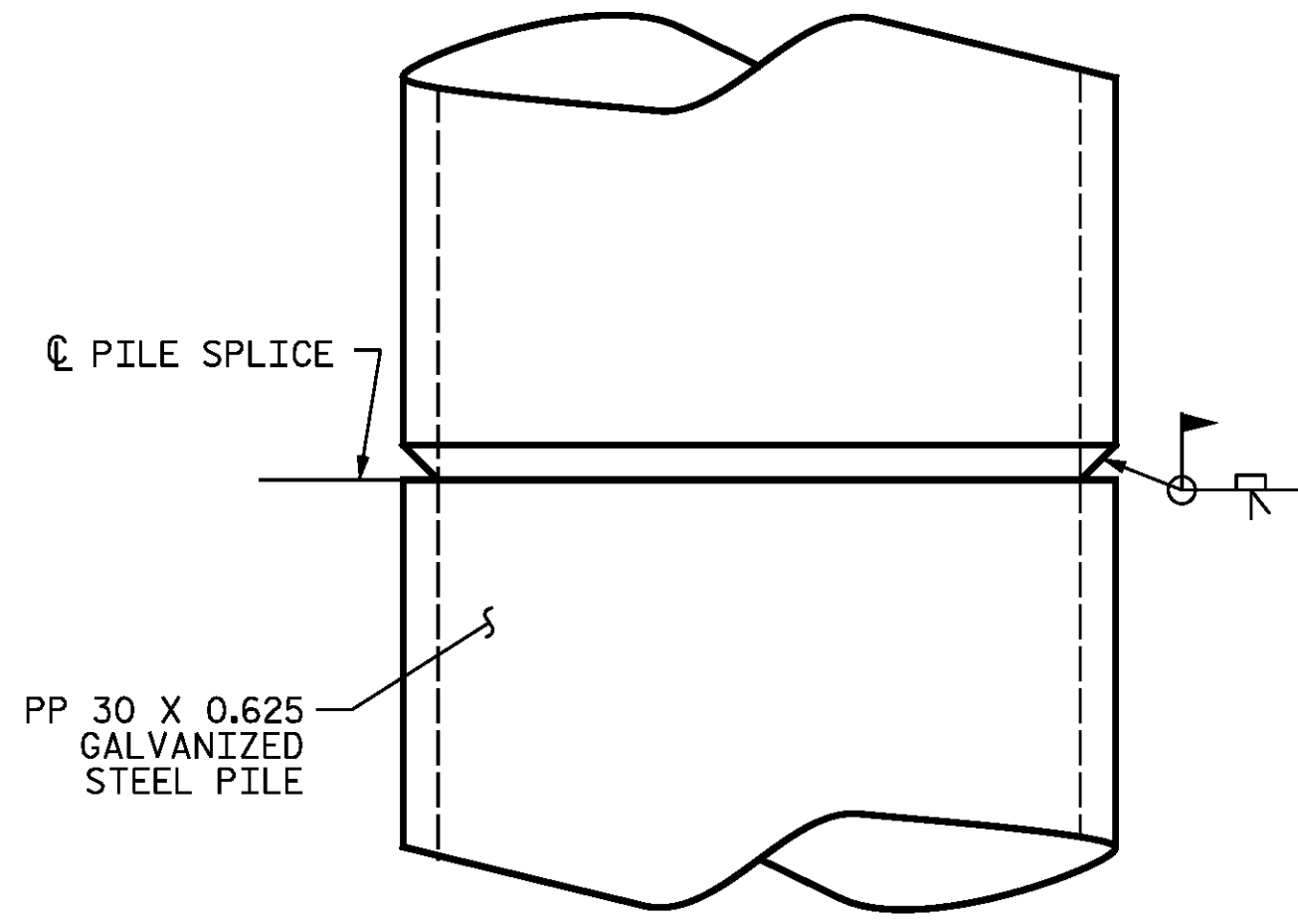
BAR	NO.	SIZE	TYPE	LENGTH	WEIGHT
S1	6	#4	1	7'-7"	30
V1	16	#6	2	6'-10"	164
REINFORCING STEEL =				194	lbs

CLASS A CONCRETE
5'-0" MINIMUM PLUG 0.8 CY

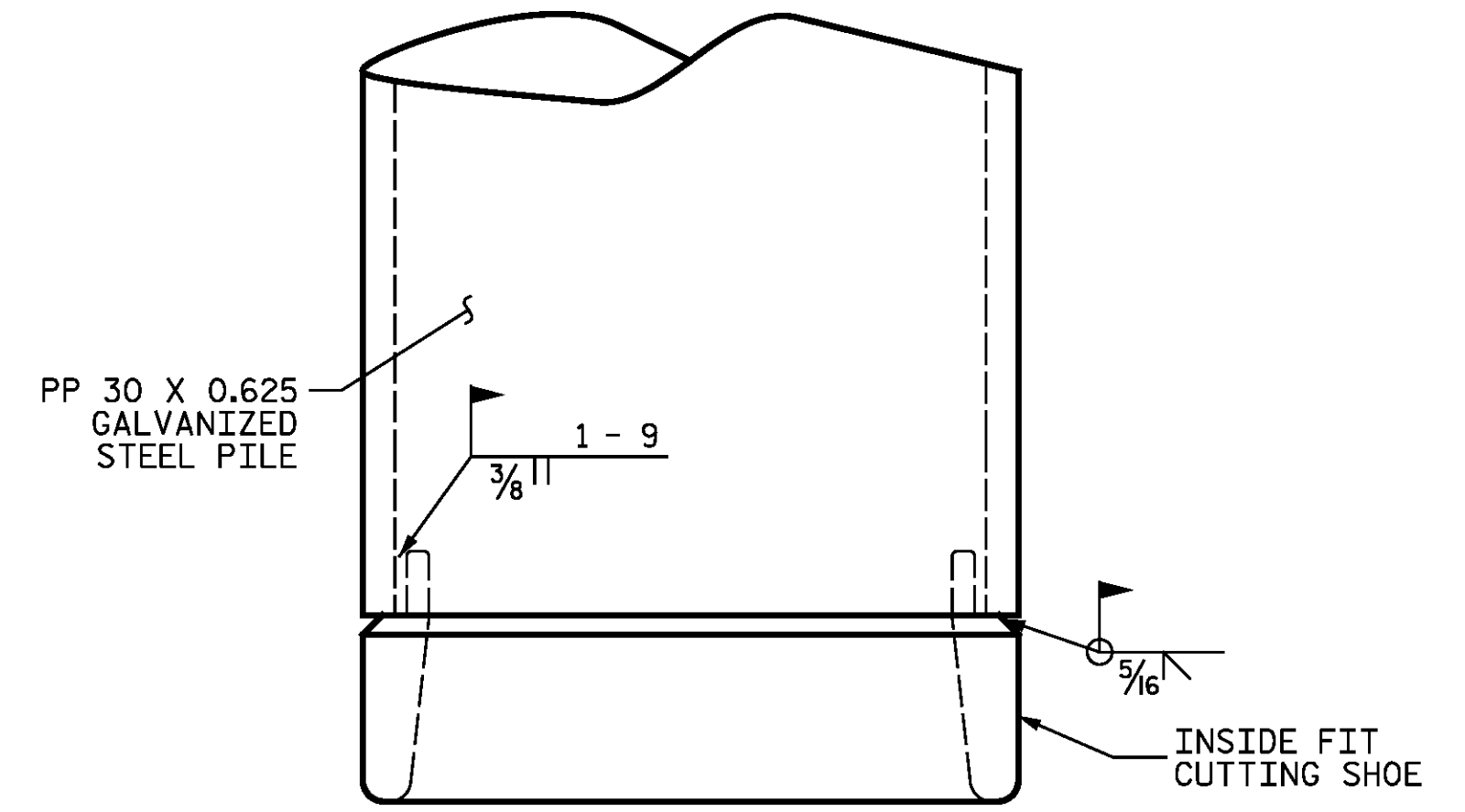
BAR TYPES



ALL BAR DIMENSIONS ARE OUT TO OUT.



PIPE PILE SPLICE DETAIL



OPEN END CUTTING SHOE DETAIL

PROJECT NO. R-2514D
JONES COUNTY
STATION: 373+02.50 -L-

DocuSigned by:
DB3C8E45B06D499

DESIGN ENGINEER OF RECORD: DATE : 2/12/2015

ASSEMBLED BY : R. C. LARSON DATE : 03/17/14
CHECKED BY : Z. SU DATE : 04/21/14

DRAWN BY : TLA 8/05
CHECKED BY : GM 9/05

ADDED 10/1/05
REV. 5/1/06R MAA/KMM
REV. 10/1/11 MAA/GM

DocuSigned by:
DB3C8E45B06D499
2/12/2015

PROFESSIONAL SEAL
14114
ENGINEER
ROBERT C. LARSON

STATE OF NORTH CAROLINA
DEPARTMENT OF TRANSPORTATION
RALEIGH

STANDARD
30" STEEL PIPE PILE

STD. NO. SPP5 RIGHT LANE STR-#6

REVISIONS					
NO.	BY:	DATE:	NO.	BY:	DATE:
1			3		
2			4		

SHEET NO. S06-31
TOTAL SHEETS S06-34

KCI Associates
of North Carolina, P.A.
DWG. REF. NO. 31 OF 34