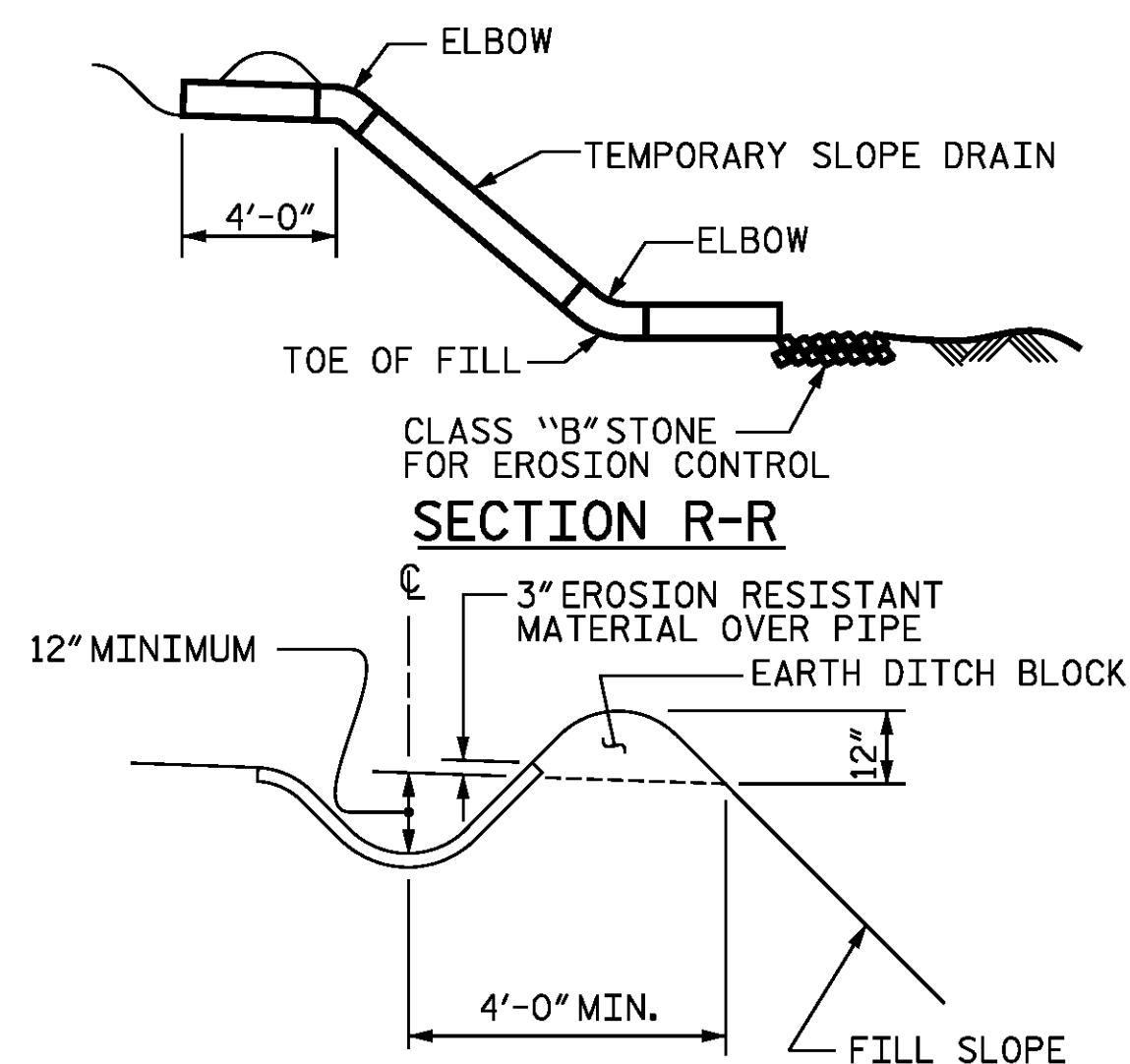


NOTE: IMMEDIATELY AFTER THE CONSTRUCTION OF THE APPROACH SLAB, THE CONTRACTOR SHALL PROVIDE TEMPORARY BERM AND SLOPE DRAIN. CONTRACTOR SHALL GRADE TO PIPE INLET AND PROVIDE EROSION RESISTANT MATERIAL AS SHOWN. THE EROSION RESISTANT MATERIAL SHALL BE EITHER 1) ASPHALT PLANT MIX, TYPE 1 OR TYPE 2, MIN. 2" DEPTH, 2) EROSION CONTROL MAT, OR 3) CONCRETE, AS DIRECTED BY THE ENGINEER. THE SLOPE DRAINAGE PIPE SHALL CONSIST OF A NON-PERFORATED TEMPORARY DRAINAGE PIPE, 12 INCHES IN DIAMETER.

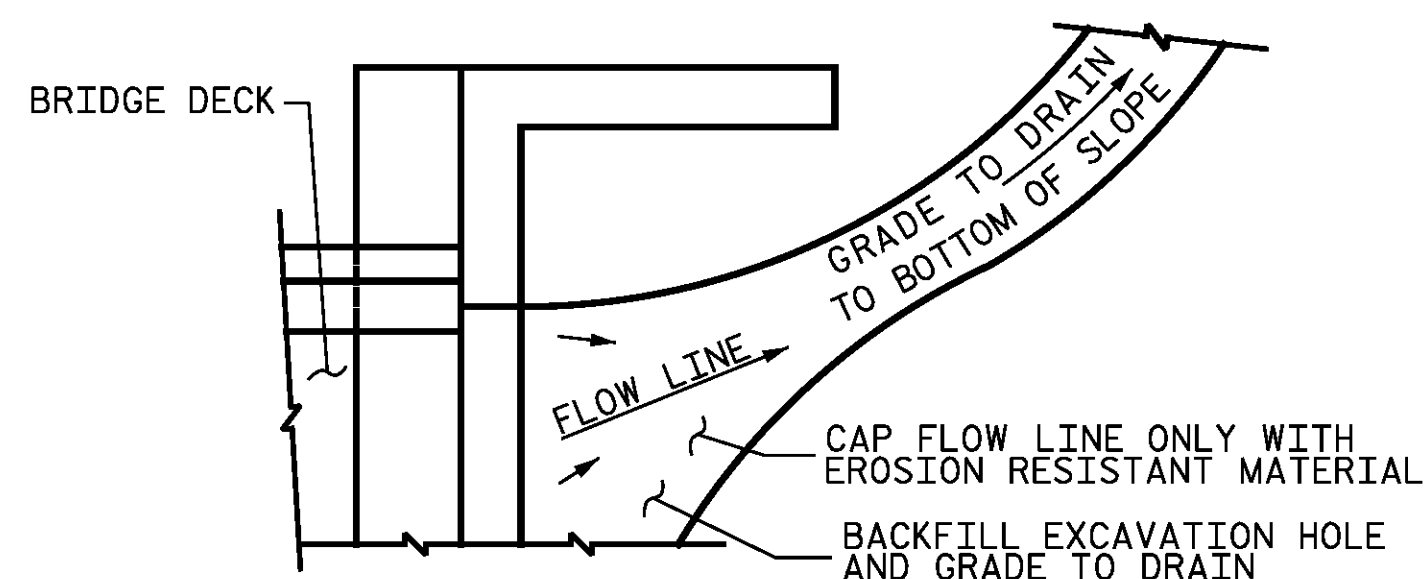
**PLAN VIEW**



**SECTION S-S**

## TEMPORARY BERM AND SLOPE DRAIN DETAILS

(TO BE USED WHEN SHOULDER BERM GUTTER IS REQUIRED)



NOTE: IF THE APPROACH SLAB IS NOT CONSTRUCTED IMMEDIATELY AFTER THE BACKFILLING OF THE END BENT EXCAVATION, GRADE TO DRAIN TO THE BOTTOM OF THE SLOPE AND PROVIDE EROSION RESISTANT MATERIAL, SUCH AS FIBERGLASS ROVING OR AS DIRECTED BY THE ENGINEER TO PREVENT SOIL EROSION AND TO PROTECT THE AREA ADJACENT TO THE STRUCTURE. THE CONTRACTOR WILL BE REQUIRED TO REMOVE THESE MATERIALS PRIOR TO CONSTRUCTION OF THE APPROACH SLAB.

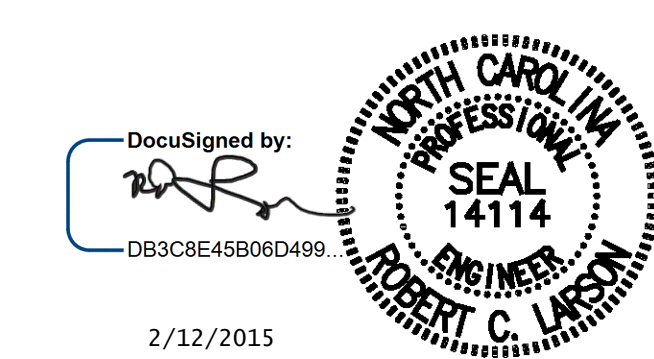
**TEMPORARY DRAINAGE DETAIL**

PROJECT NO. R-2514D  
JONES COUNTY  
 STATION: 363+38.90 -L-

SHEET 2 OF 2

STATE OF NORTH CAROLINA  
 DEPARTMENT OF TRANSPORTATION  
 RALEIGH  
 STANDARD  
 BRIDGE APPROACH  
 SLAB DETAILS

STD. NO. BAS4 LEFT LANE STR-#3



DocuSigned by:  
 DB3C8E45B06D499...  
 2/12/2015

DocuSigned by:  
 DB3C8E45B06D499...

|                  |       |              |        |
|------------------|-------|--------------|--------|
| DRAWN BY : FCJ   | 11/88 | REV. 10/1/11 | MAA/GM |
| CHECKED BY : ARB | 11/88 | REV. 7/12    | MAA/GM |
|                  |       | REV. 6/13    | MAA/GM |

DESIGN ENGINEER OF RECORD: \_\_\_\_\_ DATE : 2/12/2015

|                          |                |
|--------------------------|----------------|
| DRAWN BY : R.J. FLORY    | DATE : 8/28/13 |
| CHECKED BY : R.C. LARSON | DATE : 8/29/13 |

| KCI Associates of North Carolina, P.A. |     | REVISIONS |     |     |       | SHEET NO.    |
|----------------------------------------|-----|-----------|-----|-----|-------|--------------|
| NO.                                    | BY: | DATE:     | NO. | BY: | DATE: | SHEET NO.    |
| 1                                      |     |           | 3   |     |       | TOTAL SHEETS |
| 2                                      |     |           | 4   |     |       | S03-23       |

DWG. REF. NO. 23 OF 23