

PLAN @ END BENT #1 PLAN @ END BENT #2
DIMENSIONS SHOWN ARE TYPICAL FOR BOTH APPROACH SLABS

NOTES

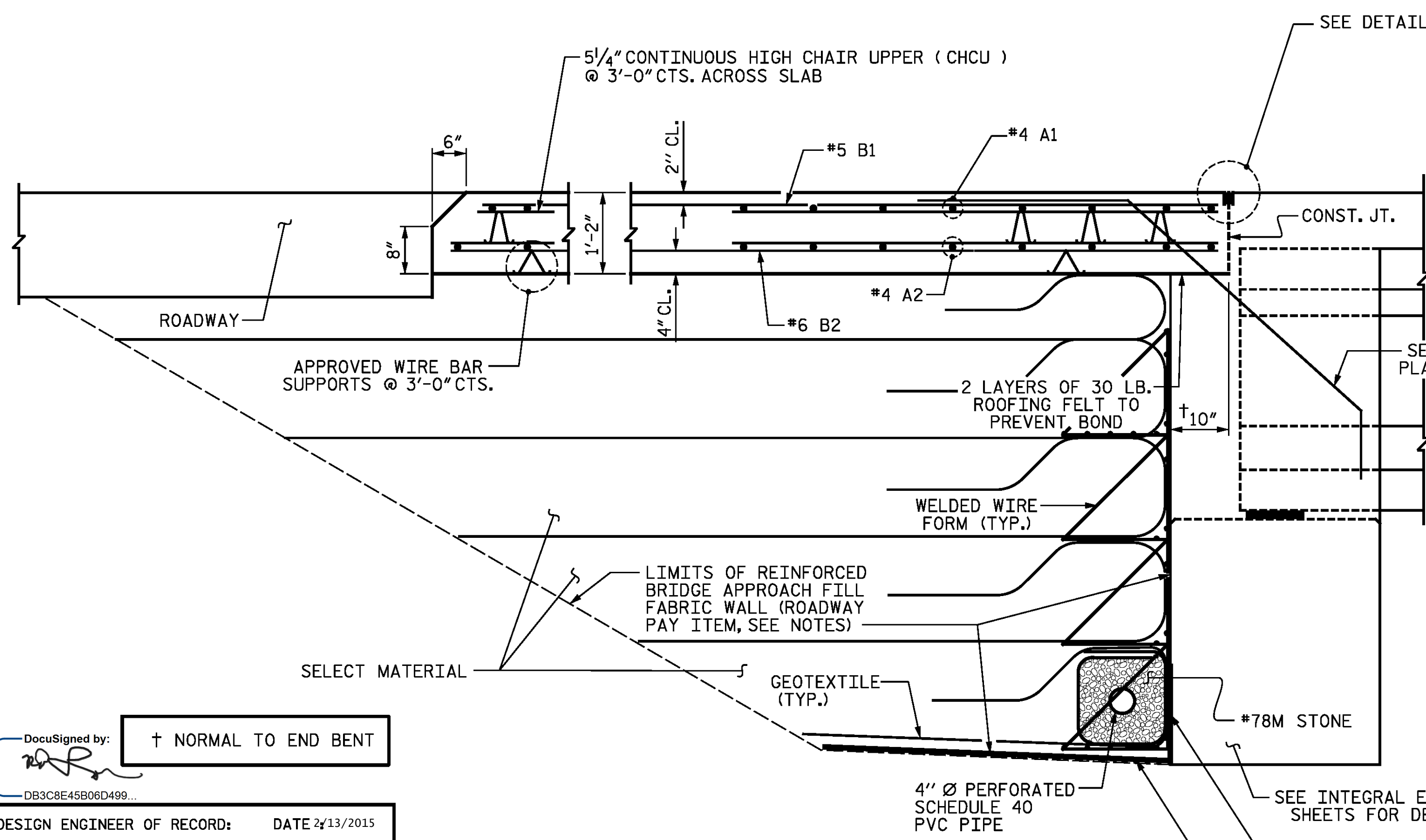
APPROACH SLAB SHALL NOT BE CONSTRUCTED PRIOR TO COMPLETION OF THE BRIDGE DECK.

FOR REINFORCED BRIDGE APPROACH FILL FABRIC WALL INCLUDING GEOTEXTILE, IMPERMEABLE GEOMEMBRANE, 4" Ø DRAINAGE PIPE, #78M STONE, WELDED WIRE FORM, AND SELECT MATERIAL, SEE ROADWAY PLANS.

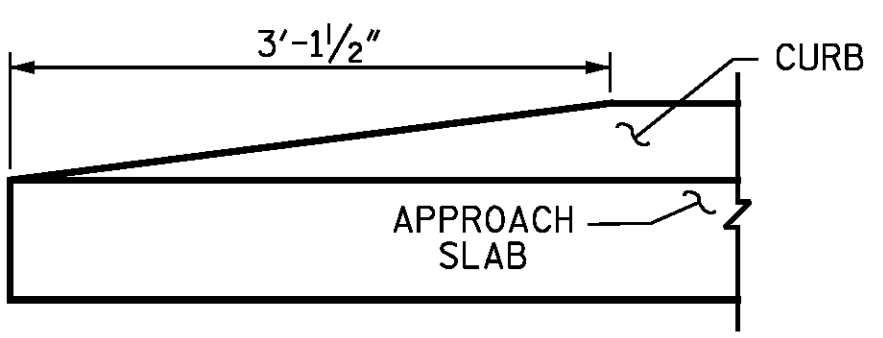
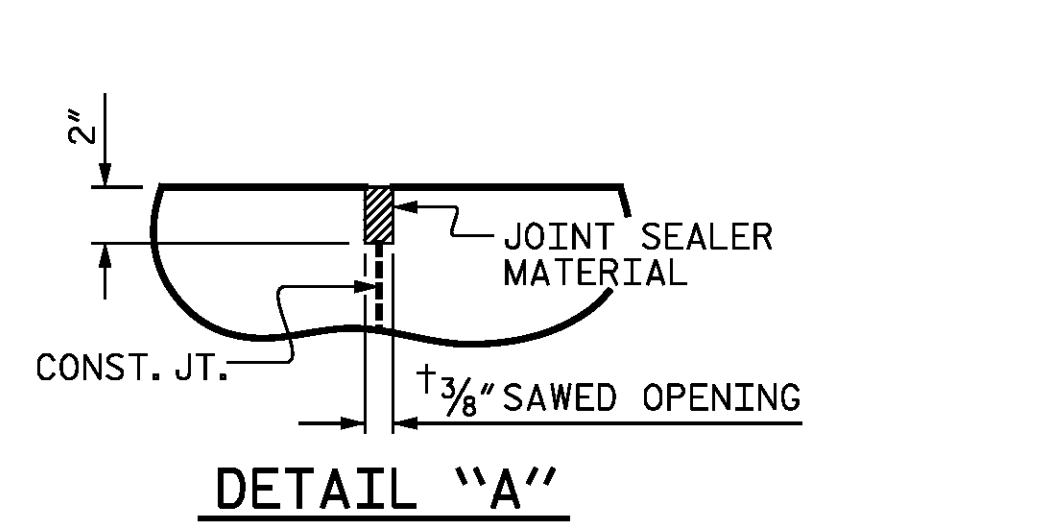
AREA BETWEEN THE WINGWALL AND APPROACH SLAB SHALL BE GRADED TO DRAIN THE WATER AWAY FROM THE FILL FACE OF THE BRIDGE AND SHALL BE PAVED. SEE ROADWAY PLANS.

THE JOINT OPENING AT THE APPROACH SLAB/DECK INTERFACE SHALL BE SAWED NO MORE THAN 12 HOURS AFTER THE APPROACH SLAB IS CAST. THE JOINT SHALL BE CLEANED OF ALL DEBRIS BEFORE THE SEALANT IS APPLIED. THE JOINT SEALER MATERIAL SHALL CONFORM TO THE REQUIREMENTS OF SECTION 1028-3 OF THE STANDARD SPECIFICATIONS.

BILL OF MATERIAL					
FOR ONE APPROACH SLAB (2 REQ'D)					
BAR	NO.	SIZE	TYPE	LENGTH	WEIGHT
* A1	52	#4	STR	26'-0"	903
A2	52	#4	STR	25'-11"	900
* B1	94	#5	STR	24'-1"	2361
B2	94	#6	STR	24'-7"	3471
REINFORCING STEEL					4371 LBS.
* EPOXY COATED REINFORCING STEEL					3264 LBS.
CLASS AA CONCRETE					51.2 C. Y.



SECTION THRU SLAB




END OF CURB WITHOUT SHOULDER BERM GUTTER

DocuSigned by:
DB3C8E45B06D499...

DESIGN ENGINEER OF RECORD: DATE 2/13/2015

ASSEMBLED BY: J. M. WEATHERBURNE DATE: 7/20/13
CHECKED BY: R.C. LARSON DATE: 8/20/13

DRAWN BY: TLA 10/05 REV. 10/1/11 MAA/GM
CHECKED BY: GM 5/06 REV. 12/21/11 MAA/GM
REV. 6/13 MAA/GM



KCI Associates
of North Carolina, P.A.
DWG. REF. NO. 23 OF 24

PROJECT NO. R-2514D
JONES COUNTY
STATION: 320+39.56 -L-

SHEET 1 OF 2

STATE OF NORTH CAROLINA DEPARTMENT OF TRANSPORTATION RALEIGH					
STANDARD BRIDGE APPROACH SLAB FOR INTEGRAL ABUTMENT					
STD. NO. BAS5 LEFT LANE					
REVISIONS					
NO.	BY:	DATE:	NO.	BY:	DATE:
1			3		
2			4		
SHEET NO. SOI-23					TOTAL SHEETS SOI-24

STR-#1