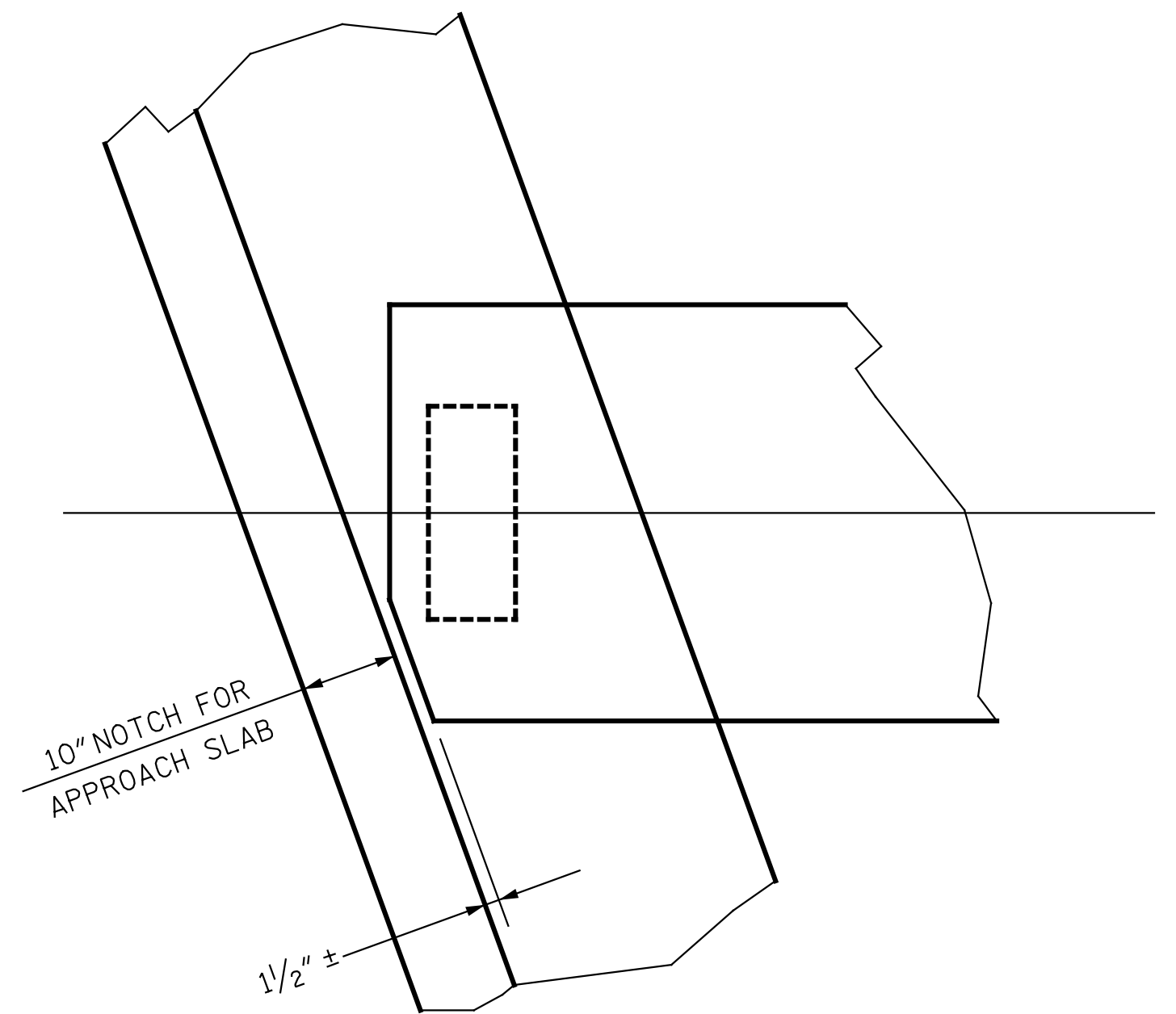


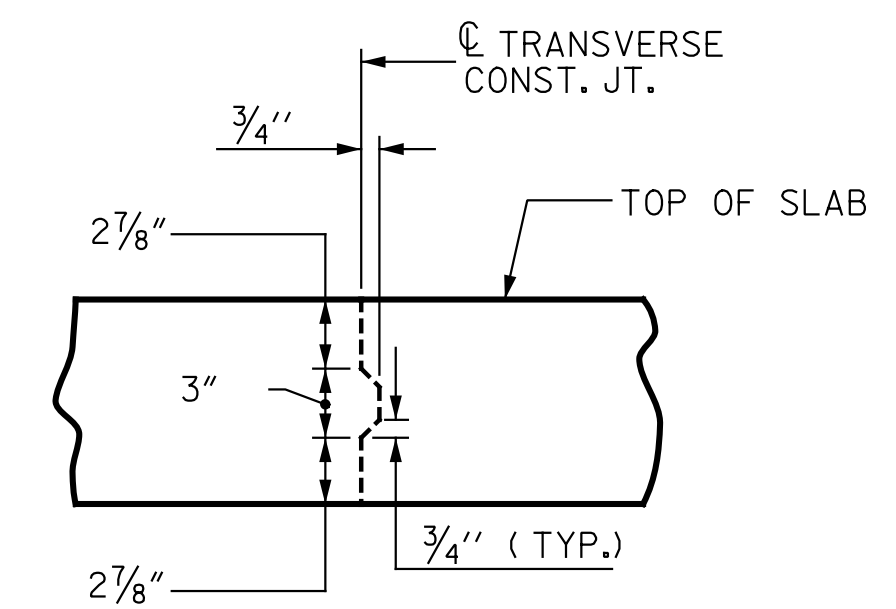
SECTION A-A

(SEE PLAN OF SPAN FOR LOCATION OF SECTION A-A)



END OF GIRDER PLAN

(SHOWING BLOCKOUT IN TOP FLANGE)



TRANSVERSE CONSTRUCTION JOINT DETAIL

NOTE: REINFORCING STEEL IN SLAB NOT SHOWN. LONGITUDINAL REINFORCING STEEL SHALL BE CONTINUOUS THRU JOINT


PROJECT NO. R-2514D
JONES COUNTY
 STATION: 320+39.56 -L-

SHEET 2 OF 2

STATE OF NORTH CAROLINA
 DEPARTMENT OF TRANSPORTATION
 RALEIGH

**SUPERSTRUCTURE
 TYPICAL SECTION**

LEFT LANE



4/10/2015

DESIGN ENGINEER OF RECORD:	DATE :	4/10/2015
DRAWN BY :	DATE :	7/12/13
CHECKED BY :	DATE :	8/15/13

KCI Associates of North Carolina, P.A.		REVISIONS		SHEET NO.		
NO.	BY:	DATE:	NO.	BY:	DATE:	SHEET NO.
1			3			SOI-6
2			4			TOTAL SHEETS SOI-24
DWG. REF. NO. 6 OF 24						STR-#1