

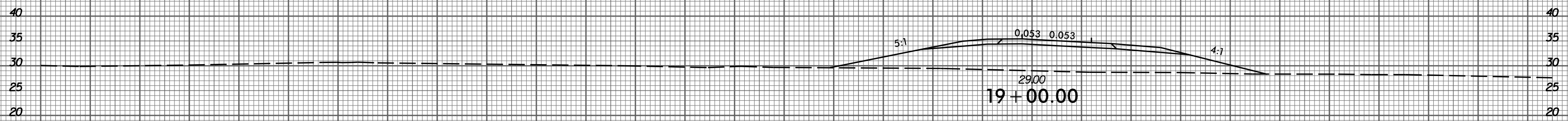
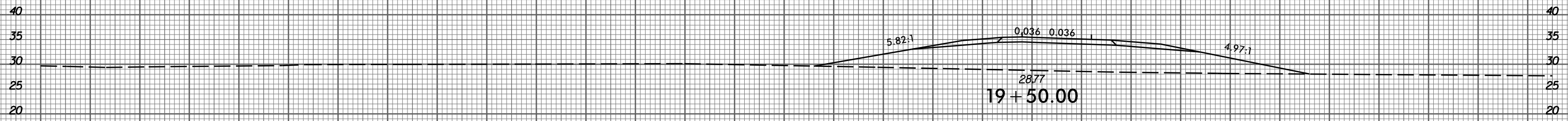
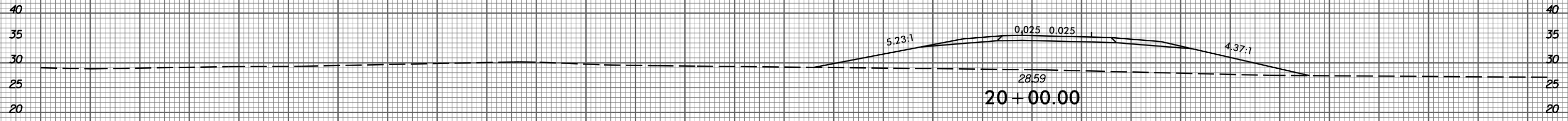
8/23/99



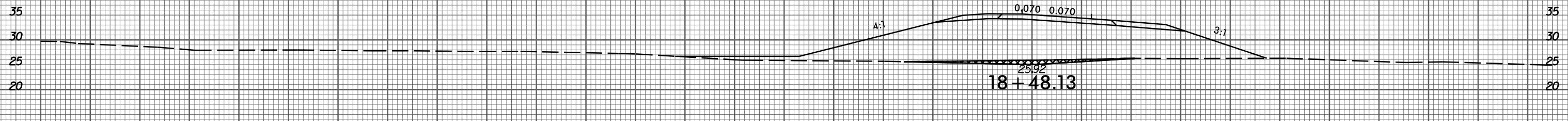
PROJ. REFERENCE NO.  
R-2514D

SHEET NO.  
X-156

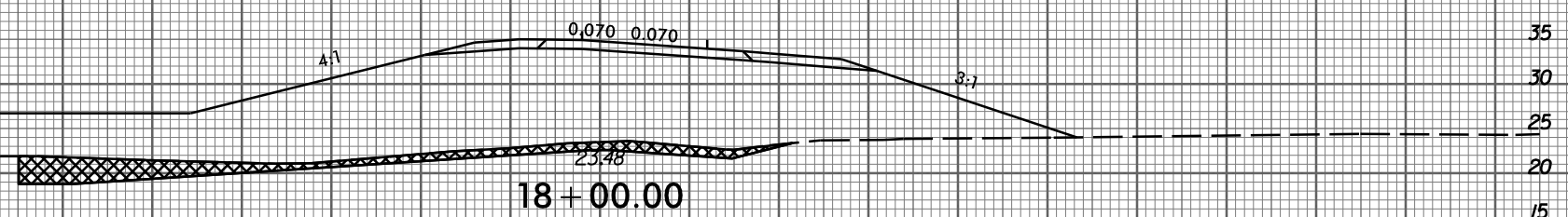
200 190 180 170 160 150 140 130 120 110 100 90 80 70 60 50 40 30 20 10 0 10 20 30 40 50 60 70 80 90 100



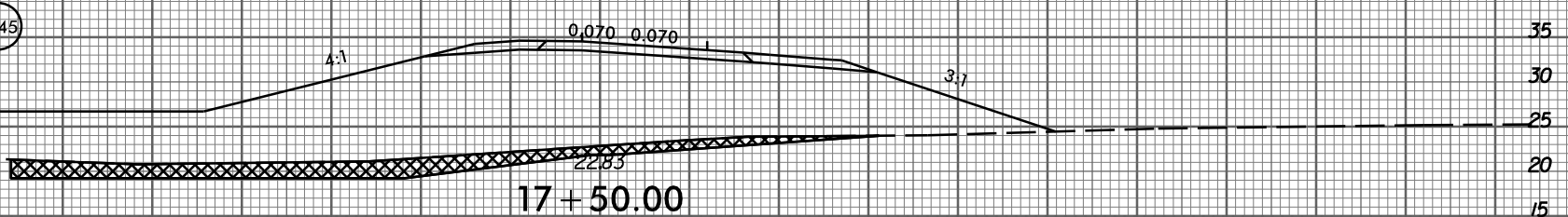
END UNDERCUT -Y3RPA- STA. 18+50



SP46  
EARTHWORK  
SHEAR LINE



SP45  
EARTHWORK  
SHEAR LINE



-Y3RPA-

200 190 180 170 160 150 140 130 120 110 100 90 80 70 60 50 40 30 20 10 0 10 20 30 40 50 60 70 80 90 100

2/9/2015  
P:\3522-01\_Cadd\2514D\_Roadway\XSC\2514D\_Rdy\_xp1\_y3rpa.dgn  
gmedlin