| PROJECT REFERENCE NO. | SHEET NO. |
|---|---|
| R-2514D | EC-48/CONST.20 |
| R/W SHEET NO. | |
| ROADSIDE ENVIRONMENTAL PROJECT ENGINEER | |

LEVEL III CERTIFIED BY:
STACEY H. BAILEY, PE
CERTIFICATION NUMBER: 3074
ISSUED: FEBRUARY 2, 2015

FINAL EROSION CONTROL
FOR CONSTRUCTION SHEET 20

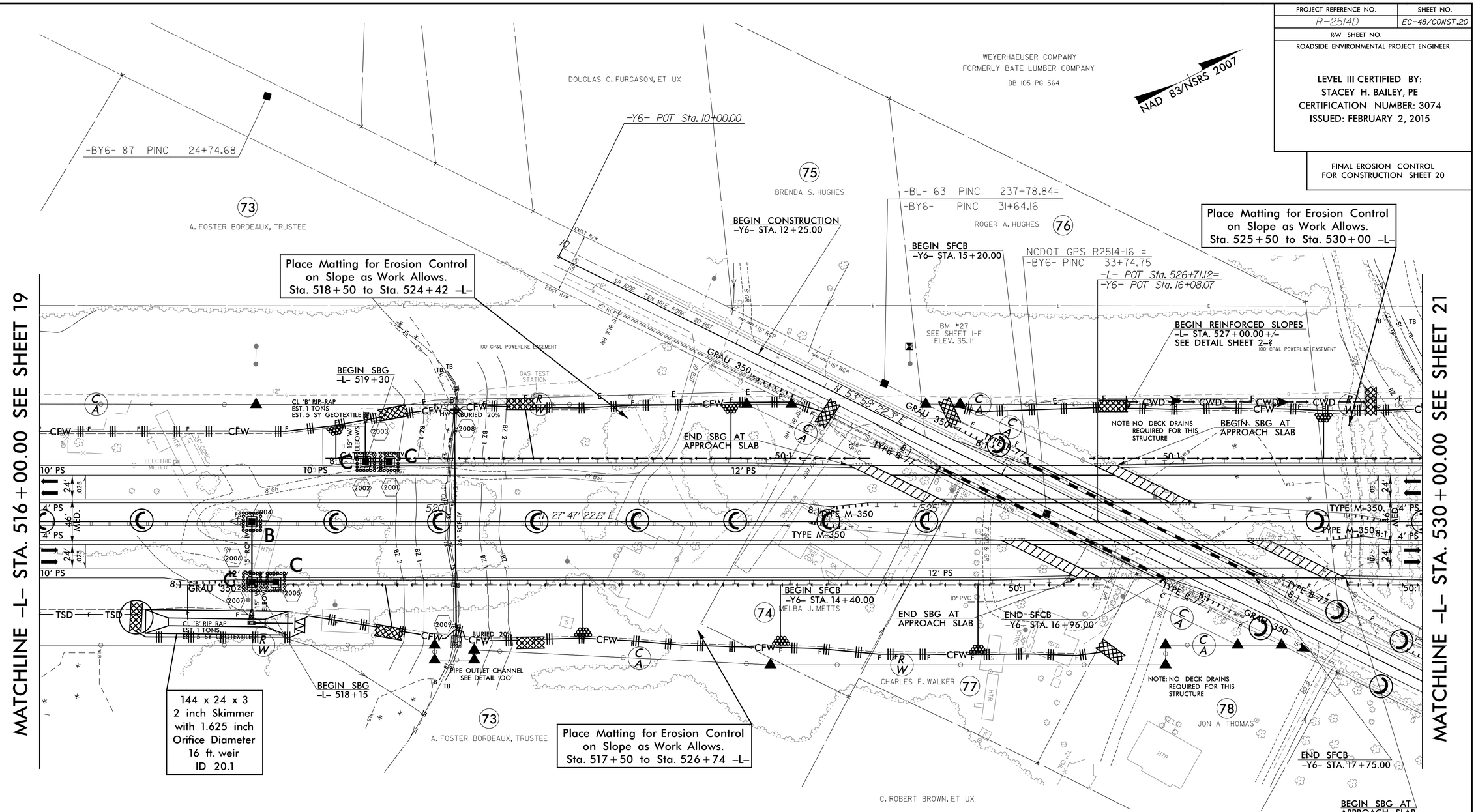


## CLEAN WATER DIVERSION

CWD — CWD — CWD — CWD — CWD — CWD

(Not to Scale)

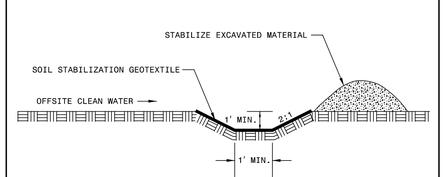


NOTE:
CONTRACTOR SHALL PROVIDE INLET PROTECTION FOR PARTIALLY INSTALLED STORM DRAINS. THIS MEASURE SHOULD BE INSTALLED AT THE END OF EACH WORKING DAY.

NOTE:
CONTRACTOR SHALL MAINTAIN ALL DEVICES AS PROJECT IS BROUGHT UP TO GRADE.

NOTE:
ALL EROSION CONTROL DEVICES SHOWN ARE LOCATED WITHIN R/W OR EASEMENT.

### DETAIL 'OO'

PIPE OUTLET CHANNEL
(Not to Scale)

Length = 12 Ft.
d = 1.0 Ft.
Est. = 4 Tons of Class I Rip-Rap

FROM STA. 520+16 TO STA. 520+27 -L-

### DETAIL 'U'

FALSE SUMP
(Not to Scale)

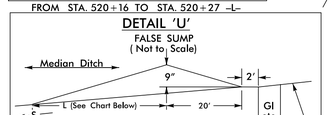


S = Ditch Slope
℄ Proposed Ditch

| Ditch Grade | L | Ditch Grade | L |
|---|---|---|---|
| 0.0% To 2.0% | 20' | Over 4.0% To 6.0% | 40' |
| Over 2.0% To 4.0% | 30' | Over 6.0% | 50' |

SBG – "SHOULDER BERM GUTTER"
SFCB – "SINGLE FACED CONCRETE BARRIER"

SEE SHEET 40 FOR -L- PROFILE
SEE SHEET 53 FOR -Y6- PROFILE
SEE SHEETS S-1 THRU S-? FOR STRUCTURE PLANS

REVISIONS

R/W REVISION 03-11-14 (DWG) - THE TDE AT -L- STA. 520+20.00 RT. WAS ELIMINATED FROM PARCEL 73 (A. FOSTER BORDEAUX, TRUSTEE).

8/17/99

$$$$$SYSTIME$$$$$
R:\Hydraulics\Erosion Control\CADD\R2514D_hyd_final_psh_(20148.dgn
ICA ENGINEERING, INC.