PROJECT REFERENCE NO.	SHEET NO.
R-2514D	EC-45/CONST.J7
R/W SHEET NO.	
ROADSIDE ENVIRONMENTAL PROJECT ENGINEER	

LEVEL III CERTIFIED BY:
STACEY H. BAILEY, PE
CERTIFICATION NUMBER: 3074
ISSUED: FEBRUARY 2, 2015

FINAL EROSION CONTROL FOR CONSTRUCTION SHEET 17

NAD 83/NSRS 2007

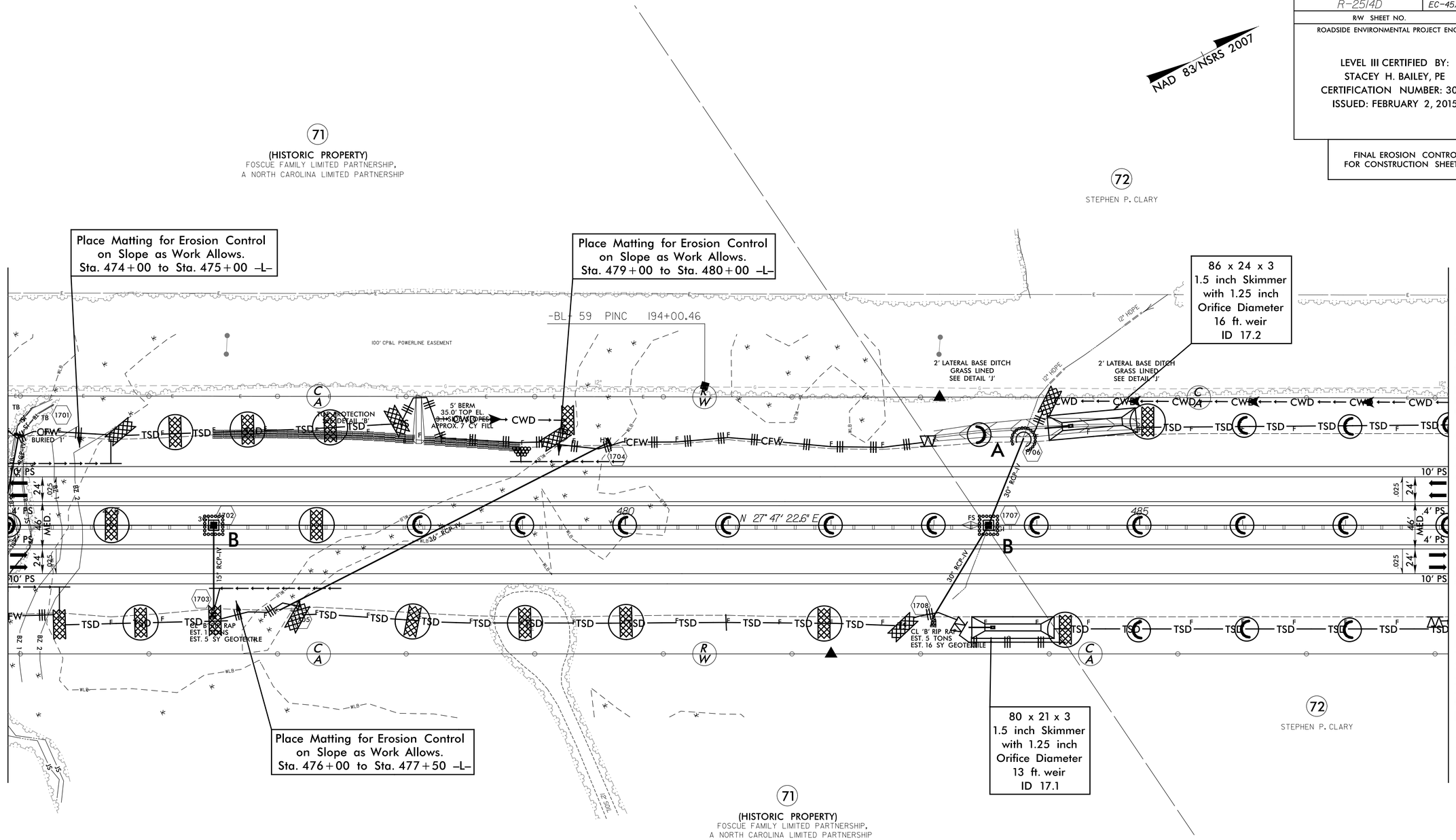

NOTE:
CONTRACTOR SHALL PROVIDE INLET PROTECTION FOR PARTIALLY INSTALLED STORM DRAINS. THIS MEASURE SHOULD BE INSTALLED AT THE END OF EACH WORKING DAY.

NOTE:
CONTRACTOR SHALL MAINTAIN ALL DEVICES AS PROJECT IS BROUGHT UP TO GRADE.

NOTE:
ALL EROSION CONTROL DEVICES SHOWN ARE LOCATED WITHIN R/W OR EASEMENT.

DETAIL 'B'
TOE PROTECTION
(Not to Scale)

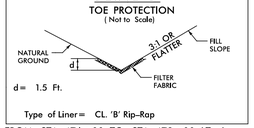

d = 1.5 Ft.

Type of Liner = CL 'B' Rip-Rap

FROM STA. 476+00 TO STA. 479+00 LT. –L–

DETAIL 'J'
LATERAL BASE DITCH
(Not to Scale)

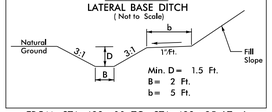

Min. D = 1.5 Ft.
B = 2 Ft.
b = 5 Ft.

FROM STA. 483+00 TO STA. 483+85 LT. –L–
FROM STA. 483+85 TO STA. 485+00 LT. –L–

DETAIL 'U'
FALSE SUMP
(Not to Scale)

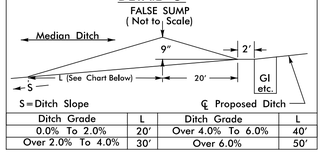

S = Ditch Slope
℄ Proposed Ditch

Ditch Grade	L	Ditch Grade	L
0.0% To 2.0%	20'	Over 4.0% To 6.0%	40'
Over 2.0% To 4.0%	30'	Over 6.0%	50'

CLEAN WATER DIVERSION
CWD — CWD — CWD — CWD — CWD — CWD
(Not to Scale)

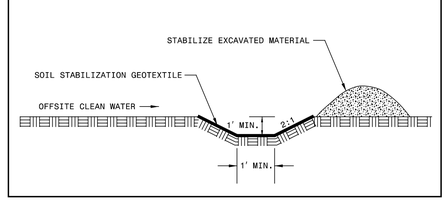

SEE SHEET 39 FOR –L– PROFILE

REVISIONS

8/17/99

$$$$SYSTIME$$$$
$$$$PCFILENAME$$$$ C:\Erosion Control\CADD\R2514D_hyd_final_psh_17145.dgn
PCA ENGINEERING, INC.